

Primaria Ghiroda


WEEKLY AIR-QUALITY REPORT

Timp de la: **22/02/2026, 00:00**
Timp până la: **01/03/2026, 00:00**

Numele dispozitivului: **Primaria Ghiroda**
Locația dispozitivului: **Strada Victoria 48, Ghiroda 307200, Romania**

Parametrii: **CAQI , NO₂ , O₃ , PM_{2.5} , PM₁₀ , Wind Speed , Wind Direction , CO , SO₂ , R. Humidity , PM₁ , PM₁₀₀ , Pressure , Temperature**

Primaria Ghiroda
Strada Victoria 48, Ghiroda 307200,
Romania



Media indicelui de calitate al aerului (ICA): **42**

Prezentare generală zilnică: Parametrii indicelui de calitate al aerului (ICA)

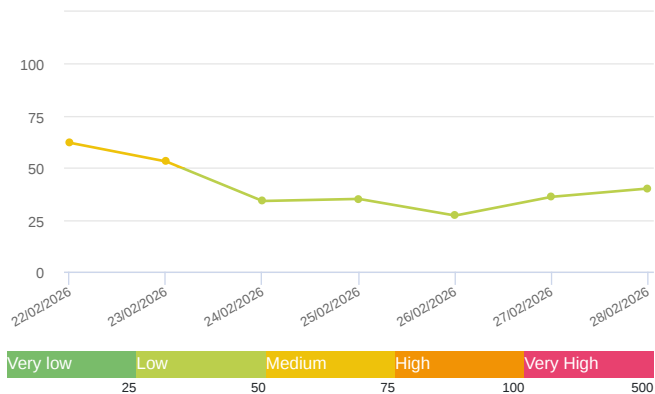
	CAQI AQI	NO ₂ μg/m ³	O ₃ μg/m ³	PM _{2.5} μg/m ³	PM ₁₀ μg/m ³
Average	42	29.65	16.52	20.46	41.59
Maximum	62	36.02	22.46	36.35	68.09
Date	22/02/2026	25/02/2026	22/02/2026	22/02/2026	22/02/2026
Minimum	27	24.49	10.04	11.09	26.44
Date	26/02/2026	22/02/2026	25/02/2026	26/02/2026	26/02/2026

Prezentare generală zilnică: Alți parametri

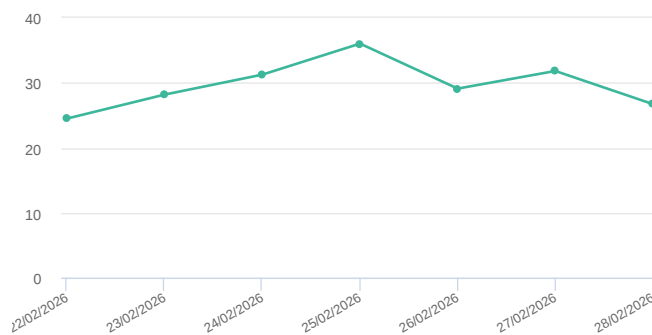
	Wind Speed m/s	Wind Direction degree	Battery %	CO ppb	SO ₂ ppb	R. Humidity %	PM ₁ μg/m ³	PM ₁₀₀ μg/m ³	Pressure hPa	Temperature °C
Average	0.31	210.28	100	426.27	2.57	73.44	18.5	47.1	1014.3	7.36
Maximum	2.98	198.96	100	459.97	2.68	83.97	32.94	72.19	1019.4	8.47
Date	23/02/2026	23/02/2026	22/02/2026	28/02/2026	26/02/2026	24/02/2026	22/02/2026	22/02/2026	26/02/2026	28/02/2026
Minimum	1.47	111.4	100	389.96	2.49	61.17	9.88	32.77	1006.44	5.39
Date	27/02/2026	27/02/2026	22/02/2026	24/02/2026	25/02/2026	28/02/2026	26/02/2026	26/02/2026	24/02/2026	22/02/2026

Media zilnică

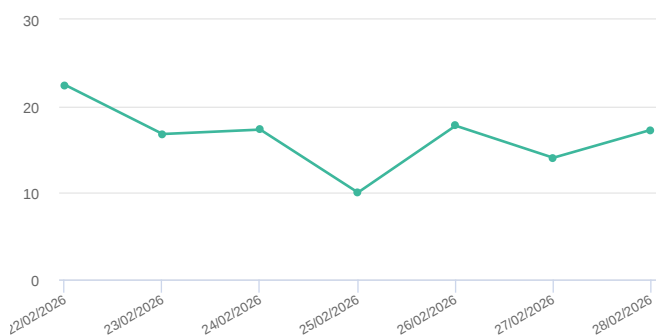
CAQI (AQI)



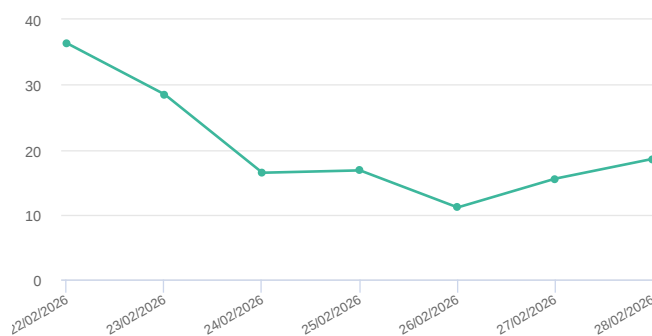
NO₂ (μg/m³)



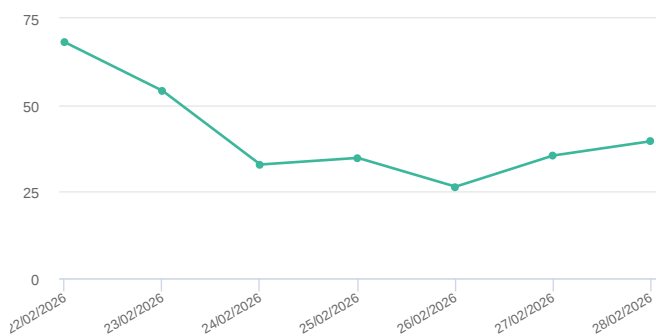
O₃ (μg/m³)



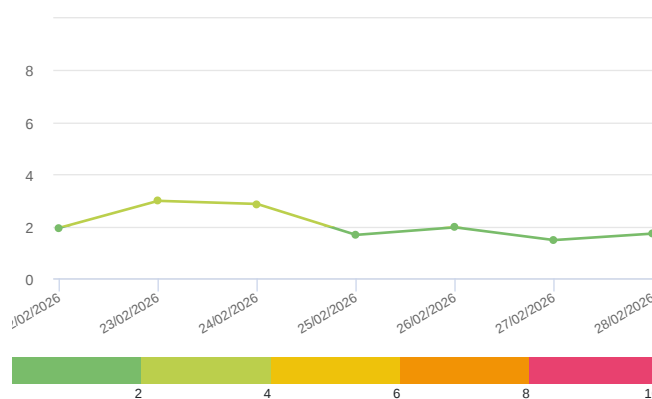
PM_{2.5} (μg/m³)



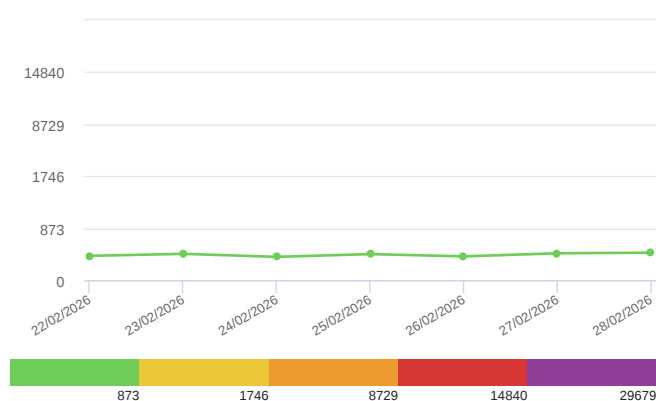
PM₁₀ (μg/m³)



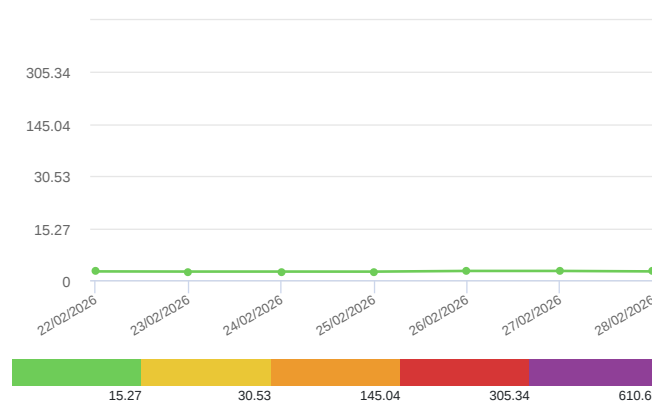
Wind Speed (m/s)



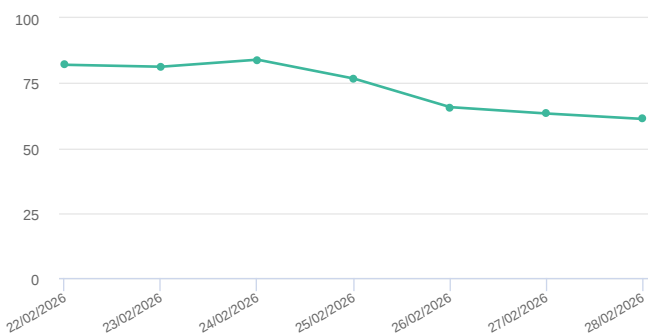
CO (ppb)



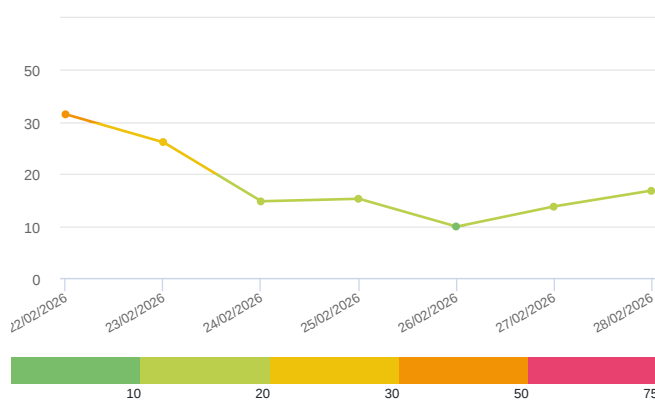
SO₂ (ppb)



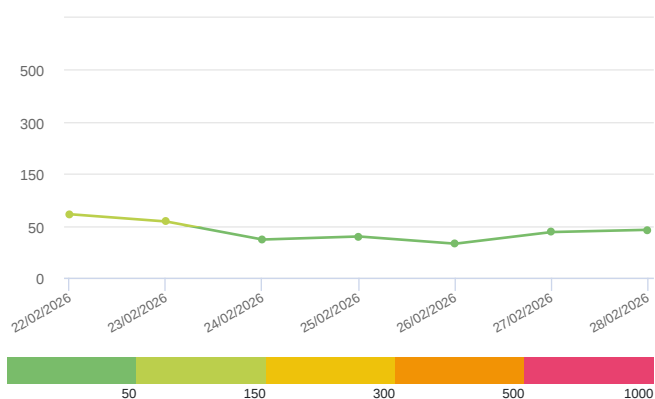
R. Humidity (%)



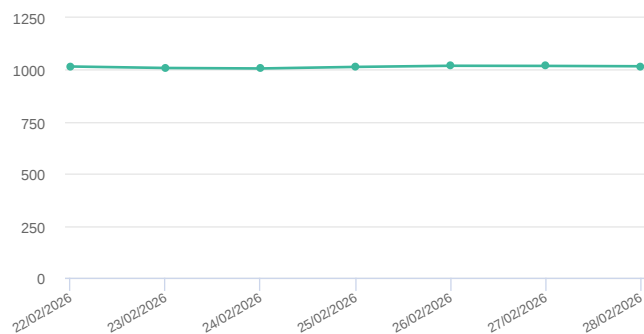
PM₁ (μg/m³)



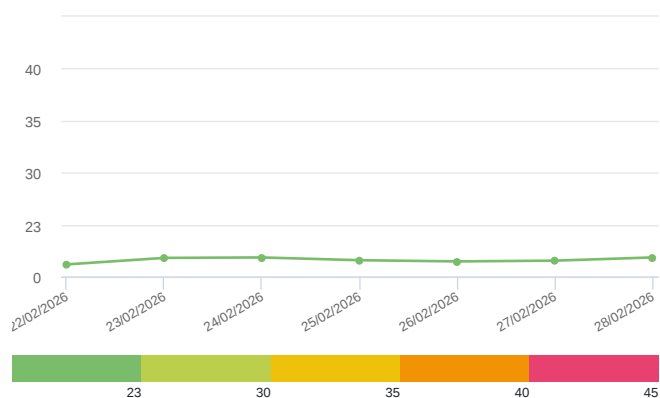
PM₁₀₀ (μg/m³)



Pressure (hPa)

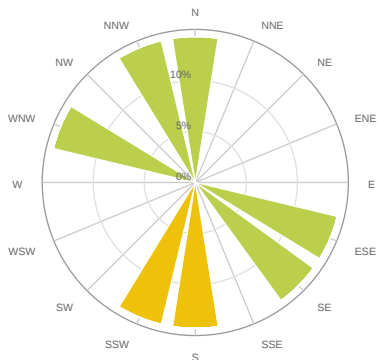
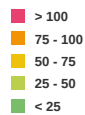


Temperature (°C)

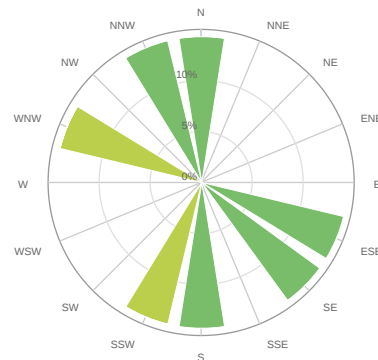


Media zilnică

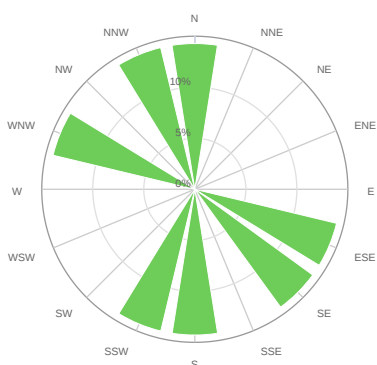
CAQI (AQI)



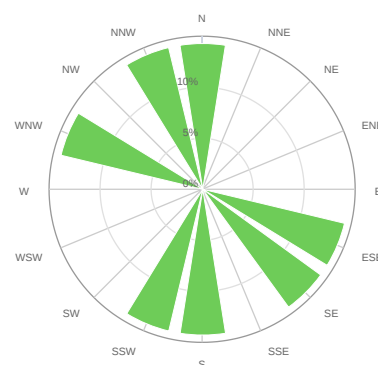
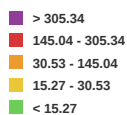
Wind Speed (m/s)



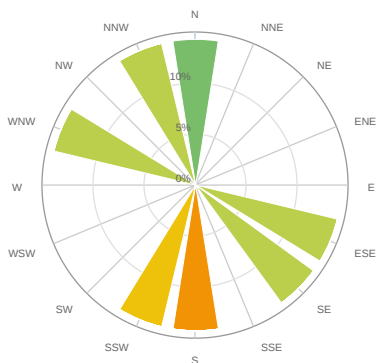

CO (ppb)



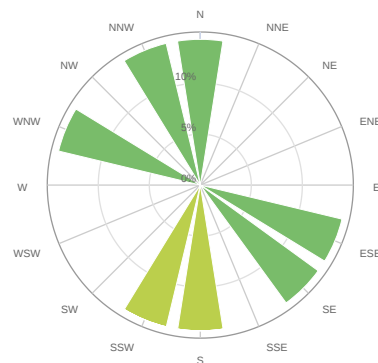

SO₂ (ppb)



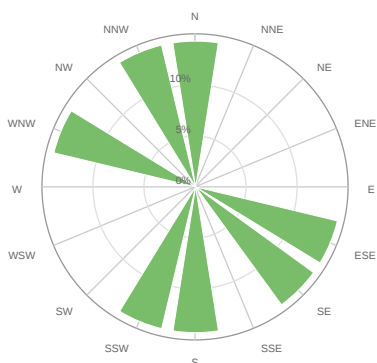

PM₁ (μg/m³)



PM₁₀₀ (μg/m³)



Temperature (°C)



Alerte

No alerts for the selected date and time range

Parametrii indicelui de calitate al aerului (ICA)

Media zilnică

To Date	CAQI AQI	NO ₂ μg/m ³	O ₃ μg/m ³	PM _{2.5} μg/m ³	PM ₁₀ μg/m ³
22/02/2026, 23:59	62	24.49	22.46	36.35	68.09
23/02/2026, 23:59	53	28.18	16.79	28.48	54.09
24/02/2026, 23:59	34	31.25	17.3	16.43	32.83
25/02/2026, 23:59	35	36.02	10.04	16.79	34.74
26/02/2026, 23:59	27	29.1	17.75	11.09	26.44
27/02/2026, 23:59	36	31.81	14.05	15.52	35.43
28/02/2026, 23:59	40	26.71	17.27	18.57	39.55

Alți parametri

Media zilnică

To Date	Wind Speed m/s	Wind Direction degree	Battery %	CO ppb	SO ₂ ppb	R. Humidity %	PM ₁ μg/m ³	PM ₁₀₀ μg/m ³	Pressure HPa	Temperature °C
22/02/2026, 23:59	1.94	172.26	100	406.87	2.55	82.01	32.94	72.19	1015.9	5.39
23/02/2026, 23:59	2.98	198.96	100	441.2	2.5	81.26	26.08	58.23	1008.73	8.26
24/02/2026, 23:59	2.86	292.05	100	389.96	2.51	83.97	14.75	36.76	1006.44	8.45
25/02/2026, 23:59	1.67	330.79	100	436.81	2.49	76.7	15.23	39.72	1013.94	7.22
26/02/2026, 23:59	1.96	10.29	100	398.5	2.68	65.71	9.88	32.77	1019.4	6.7
27/02/2026, 23:59	1.47	111.4	100	450.58	2.68	63.26	13.77	43.94	1018.69	7.03
28/02/2026, 23:59	1.72	126.61	100	459.97	2.55	61.17	16.82	46.12	1017.01	8.47

Oizom will not be responsible for Environmental Data accuracy once Validated