

Primaria Ghiroda


WEEKLY AIR-QUALITY REPORT

Timp de la: **08/03/2026, 00:00**
Timp până la: **15/03/2026, 00:00**

Numele dispozitivului: **Primaria Ghiroda**
Locația dispozitivului: **Strada Victoria 48, Ghiroda 307200, Romania**

Parametrii: **CAQI , NO₂ , O₃ , PM_{2.5} , PM₁₀ , Wind Speed , Wind Direction , CO , SO₂ , R. Humidity , PM₁ , PM₁₀₀ , Pressure , Temperature**

Primaria Ghiroda
Strada Victoria 48, Ghiroda 307200,
Romania



Media indicelui de calitate al aerului (ICA): **40**

Prezentare generală zilnică: Parametrii indicelui de calitate al aerului (ICA)

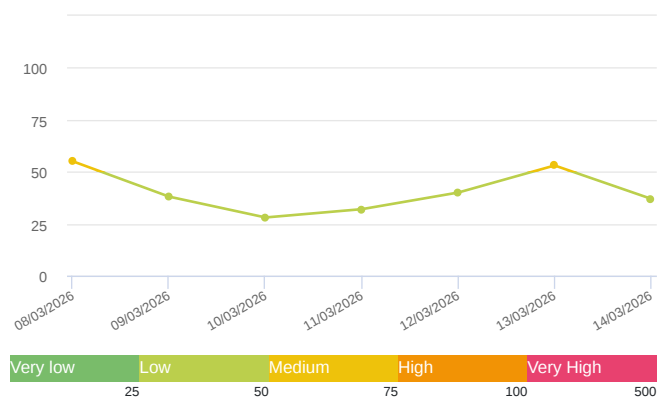
	CAQI AQI	NO ₂ μg/m ³	O ₃ μg/m ³	PM _{2.5} μg/m ³	PM ₁₀ μg/m ³
Average	40	25.37	17.71	16.4	40.07
Maximum	55	30	24.71	25.9	56
Date	08/03/2026	12/03/2026	14/03/2026	08/03/2026	08/03/2026
Minimum	28	19.58	11.72	10.71	27.21
Date	10/03/2026	14/03/2026	13/03/2026	10/03/2026	10/03/2026

Prezentare generală zilnică: Alți parametri

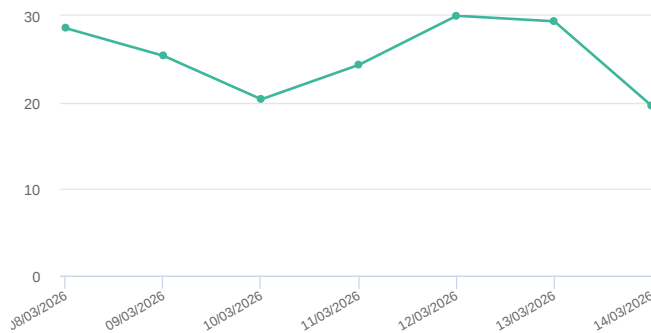
	Wind Speed m/s	Wind Direction degree	Battery %	CO ppb	SO ₂ ppb	R. Humidity %	PM ₁ μg/m ³	PM ₁₀₀ μg/m ³	Pressure hPa	Temperature °C
Average	1.55	139.45	100	385.16	2.54	50.17	14.16	50.18	1013.06	12.29
Maximum	2.89	145.85	100	439.9	2.61	56.9	23.47	66.81	1019.47	13.37
Date	14/03/2026	14/03/2026	08/03/2026	13/03/2026	13/03/2026	08/03/2026	08/03/2026	13/03/2026	09/03/2026	12/03/2026
Minimum	0.64	52.06	100	333.8	2.5	44.55	9.11	34.46	1001.45	11.53
Date	08/03/2026	08/03/2026	08/03/2026	14/03/2026	09/03/2026	11/03/2026	10/03/2026	10/03/2026	14/03/2026	08/03/2026

Media zilnică

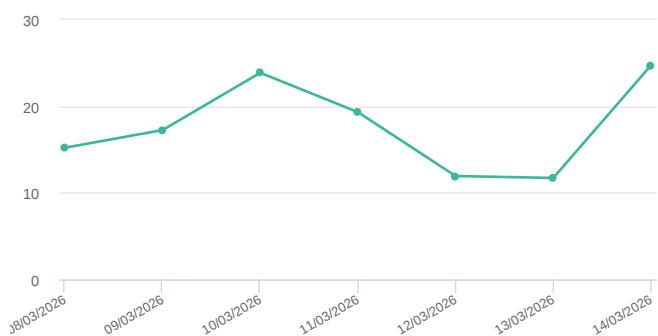
CAQI (AQI)



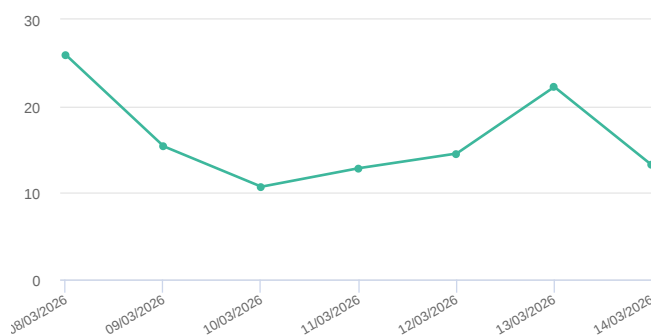
NO₂ (μg/m³)



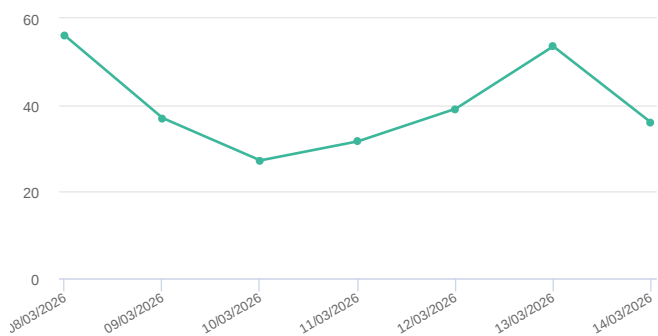
O₃ (μg/m³)



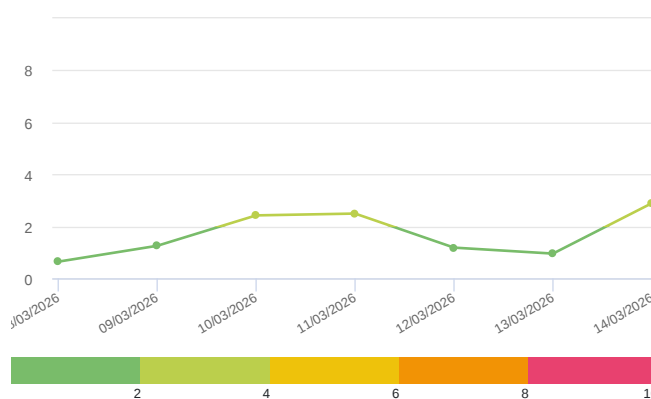
PM_{2.5} (μg/m³)



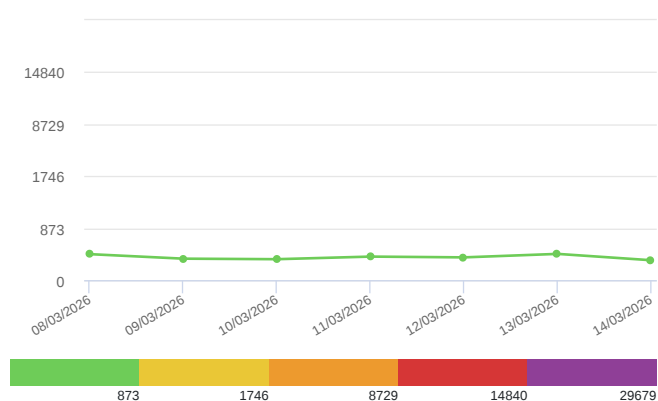
PM₁₀ (μg/m³)



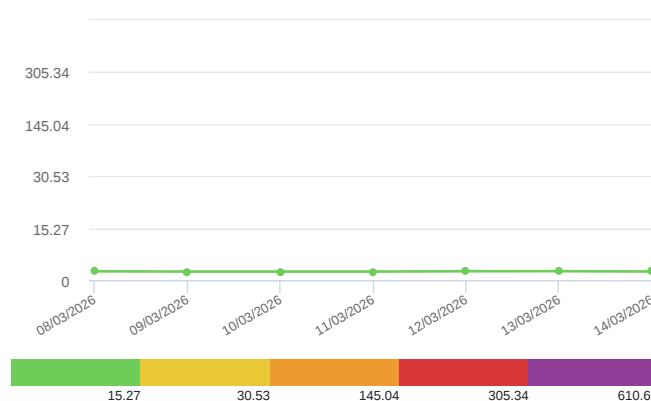
Wind Speed (m/s)

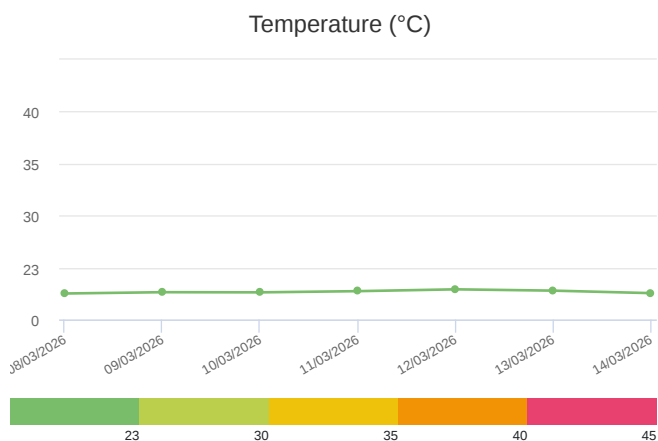
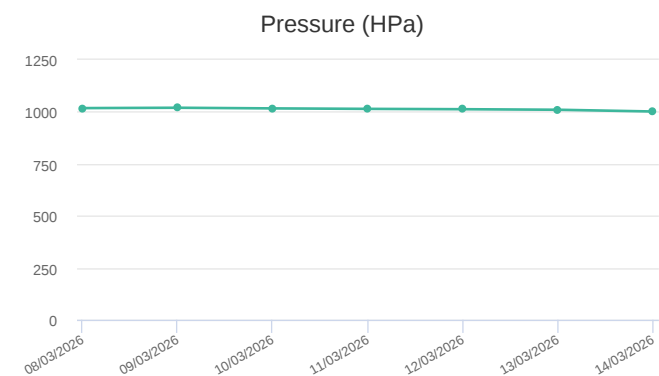
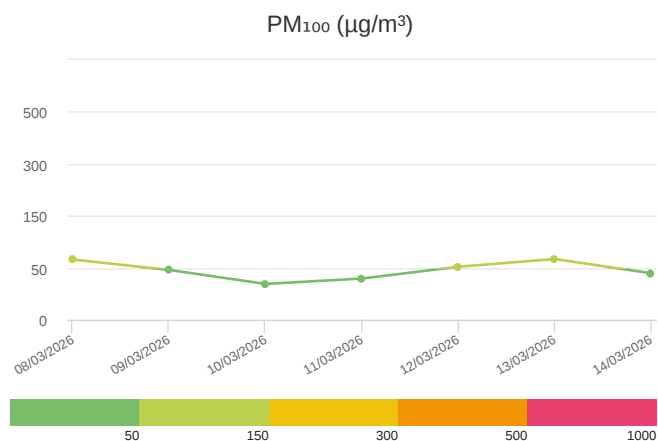
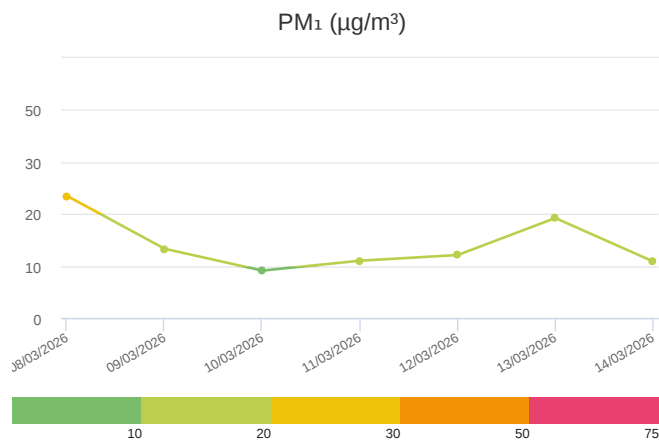
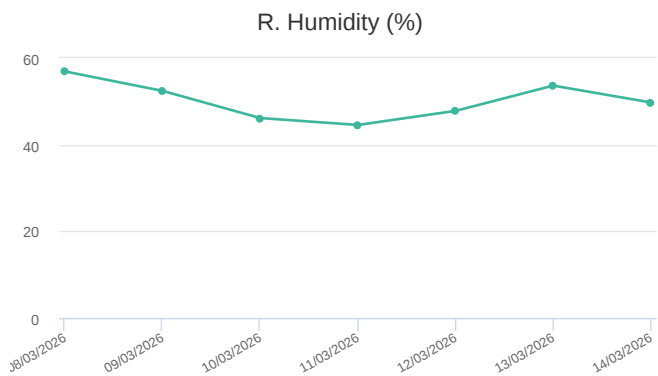


CO (ppb)



SO₂ (ppb)

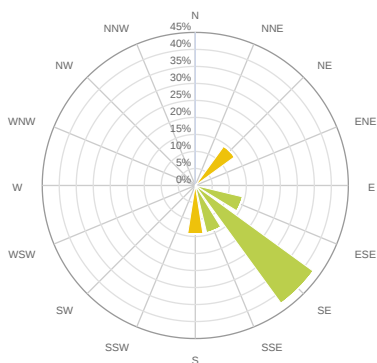




Media zilnică

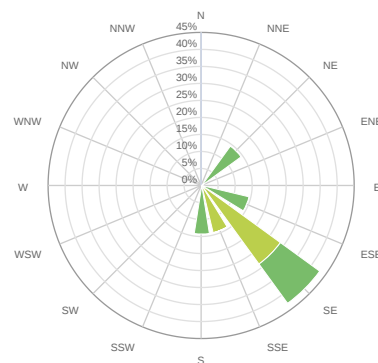
CAQI (AQI)

- > 100
- 75 - 100
- 50 - 75
- 25 - 50
- < 25



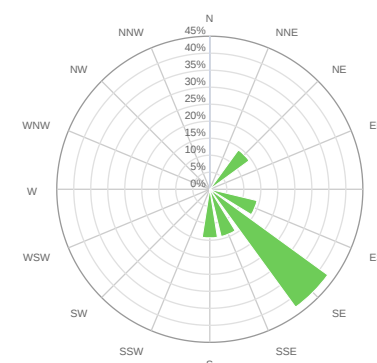
Wind Speed (m/s)

- > 8
- 6 - 8
- 4 - 6
- 2 - 4
- < 2



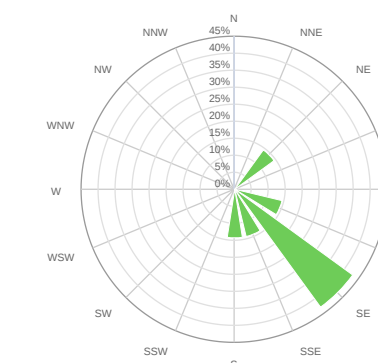
CO (ppb)

- > 14840
- 8729 - 14840
- 1746 - 8729
- 873 - 1746
- < 873



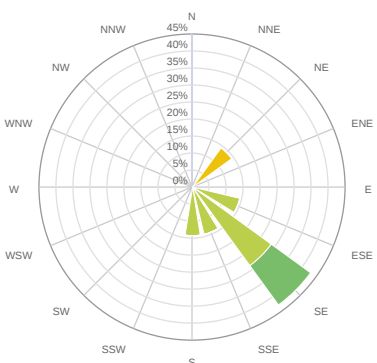
SO₂ (ppb)

- > 305.34
- 145.04 - 305.34
- 30.53 - 145.04
- 15.27 - 30.53
- < 15.27



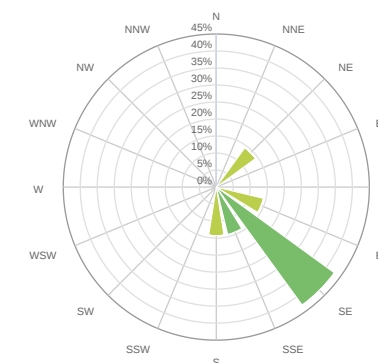
PM₁ (μg/m³)

- > 50
- 30 - 50
- 20 - 30
- 10 - 20
- < 10



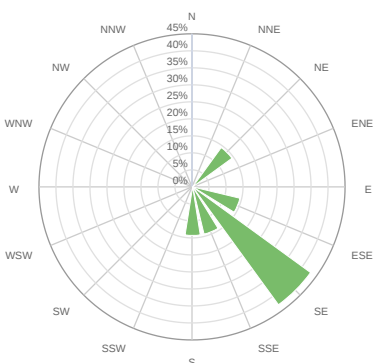
PM₁₀₀ (μg/m³)

- > 500
- 300 - 500
- 150 - 300
- 50 - 150
- < 50



Temperature (°C)

- > 40
- 35 - 40
- 30 - 35
- 23 - 30
- < 23



Alerte

No alerts for the selected date and time range

Parametrii indicelui de calitate al aerului (ICA)

Media zilnică

To Date	CAQI AQI	NO ₂ μg/m ³	O ₃ μg/m ³	PM _{2.5} μg/m ³	PM ₁₀ μg/m ³
08/03/2026, 23:59	55	28.56	15.21	25.9	56
09/03/2026, 23:59	38	25.37	17.25	15.37	36.99
10/03/2026, 23:59	28	20.36	23.86	10.71	27.21
11/03/2026, 23:59	32	24.34	19.31	12.85	31.62
12/03/2026, 23:59	40	30	11.94	14.54	39.13
13/03/2026, 23:59	53	29.36	11.72	22.23	53.55
14/03/2026, 23:59	37	19.58	24.71	13.19	35.99

Alți parametri

Media zilnică

To Date	Wind Speed m/s	Wind Direction degree	Battery %	CO ppb	SO ₂ ppb	R. Humidity %	PM ₁ μg/m ³	PM ₁₀₀ μg/m ³	Pressure HPa	Temperature °C
08/03/2026, 23:59	0.64	52.06	100	436	2.58	56.9	23.47	65.76	1017.76	11.53
09/03/2026, 23:59	1.25	134.7	100	359.82	2.5	52.41	13.3	47.89	1019.47	12.1
10/03/2026, 23:59	2.42	135.18	100	350.83	2.5	46.14	9.11	34.46	1016.36	12.04
11/03/2026, 23:59	2.49	154.99	100	394.55	2.51	44.55	11.01	39.67	1014.08	12.56
12/03/2026, 23:59	1.18	112.5	100	381.2	2.59	47.8	12.1	51.93	1012.43	13.37
13/03/2026, 23:59	0.95	169.27	100	439.9	2.61	53.63	19.22	66.81	1009.84	12.79
14/03/2026, 23:59	2.89	145.85	100	333.8	2.52	49.74	10.88	44.74	1001.45	11.68

Oizom will not be responsible for Environmental Data accuracy once Validated