

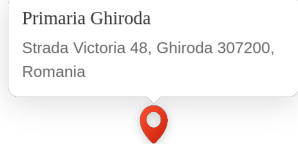
Primaria Ghiroda

WEEKLY AIR-QUALITY REPORT

Timp de la: **03/05/2026, 00:00**
Timp până la: **10/05/2026, 00:00**

Numele dispozitivului: **Primaria Ghiroda**
Locația dispozitivului: **Strada Victoria 48, Ghiroda 307200, Romania**

Parametrii: **CAQI , PM₁₀ , PM_{2.5} , NO₂ , O₃ , CO , Temperature , Wind Speed , Wind Direction , SO₂ , R. Humidity , PM₁ , PM₁₀₀ , Pressure**



Media indicelui de calitate al aerului (ICA): **27**

Prezentare generală zilnică: Parametrii indicelui de calitate al aerului (ICA)

	CAQI AQI	PM ₁₀ μg/m ³	PM _{2.5} μg/m ³	NO ₂ μg/m ³	O ₃ μg/m ³
Average	27	25.67	9.98	24.82	20.57
Maximum	34	32.85	15.38	36.09	26.18
Date	08/05/2026	08/05/2026	08/05/2026	07/05/2026	03/05/2026
Minimum	17	17.28	6.6	19.75	9.42
Date	03/05/2026	03/05/2026	03/05/2026	03/05/2026	07/05/2026

The data shown above is based on Media zilnică .

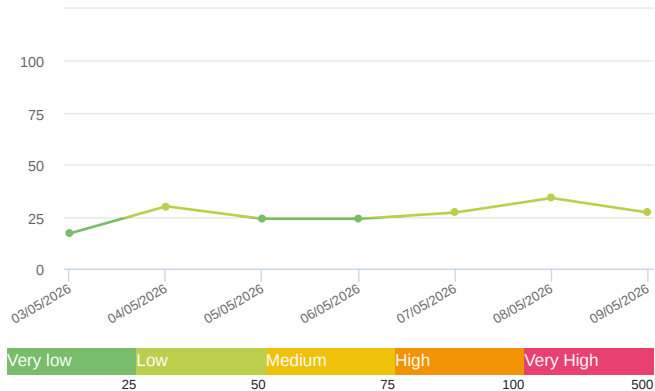
Prezentare generală zilnică: Alți parametri

	CO ppb	Temperature °C	Wind Speed m/s	Wind Direction degree	Battery %	SO ₂ ppb	R. Humidity %	PM ₁ μg/m ³	PM ₁₀₀ μg/m ³	Pressure HPa
Average	331.48	19.75	0.35	131.25	100	5.92	54.53	8.22	32.34	1006.27
Maximum	343.27	21.67	2.17	164.19	100	10.95	70.27	13.55	40.97	1011.26
Date	07/05/2026	08/05/2026	05/05/2026	05/05/2026	03/05/2026	05/05/2026	07/05/2026	08/05/2026	04/05/2026	03/05/2026
Minimum	318.28	16.17	0.7	97.35	100	2.48	46.17	5.45	21.96	1003.14
Date	03/05/2026	03/05/2026	03/05/2026	03/05/2026	03/05/2026	07/05/2026	05/05/2026	03/05/2026	03/05/2026	06/05/2026

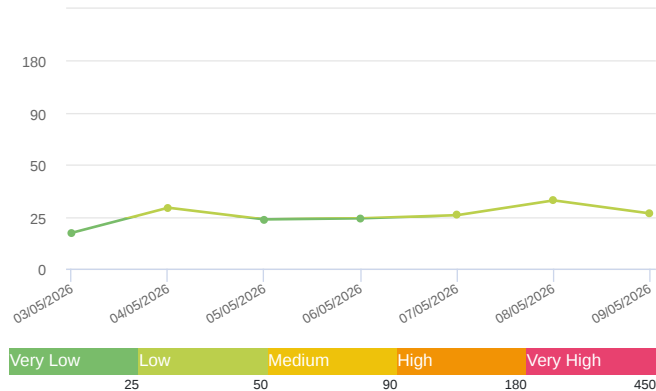
The data shown above is based on Media zilnică .

Media zilnică

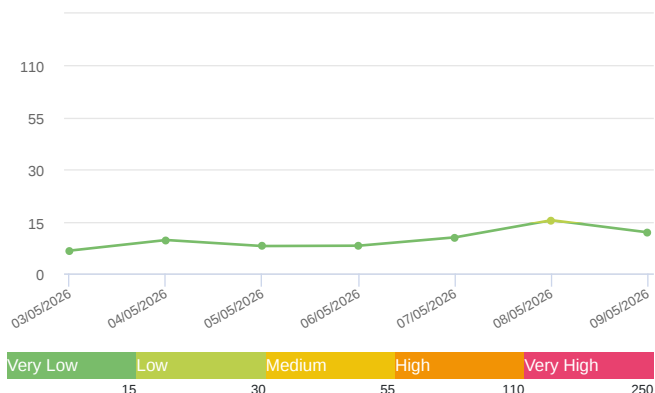
CAQI (AQI)



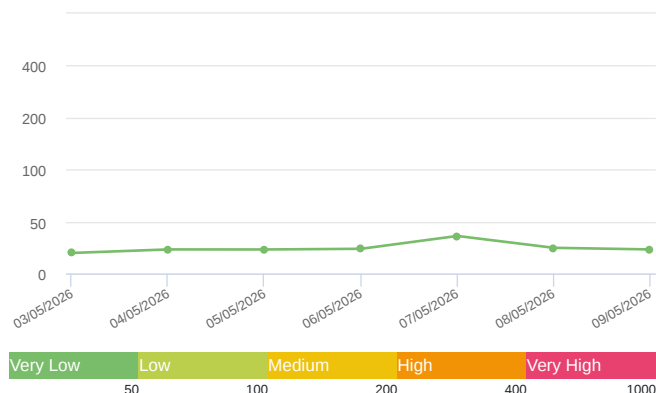
PM₁₀ (μg/m³)



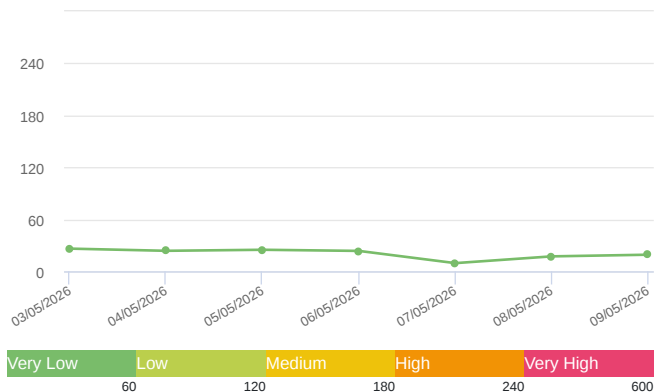
PM_{2.5} (μg/m³)



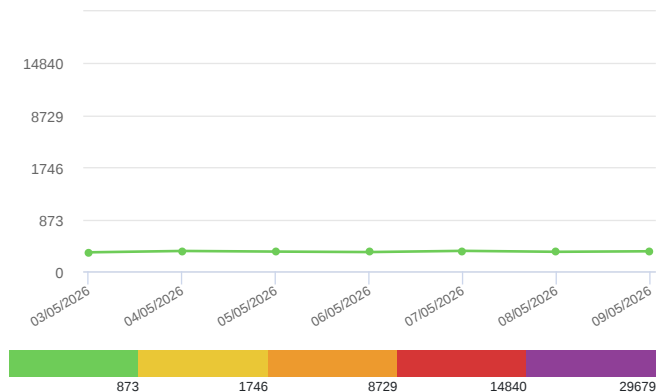
NO₂ (μg/m³)



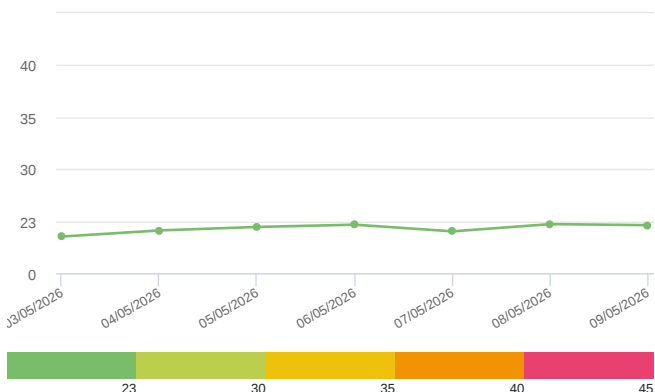
O₃ (μg/m³)



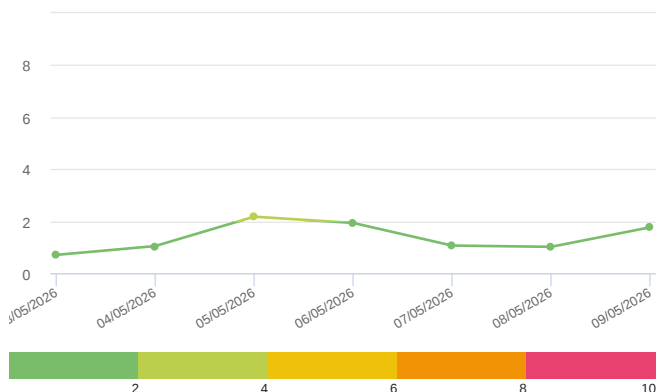
CO (ppb)



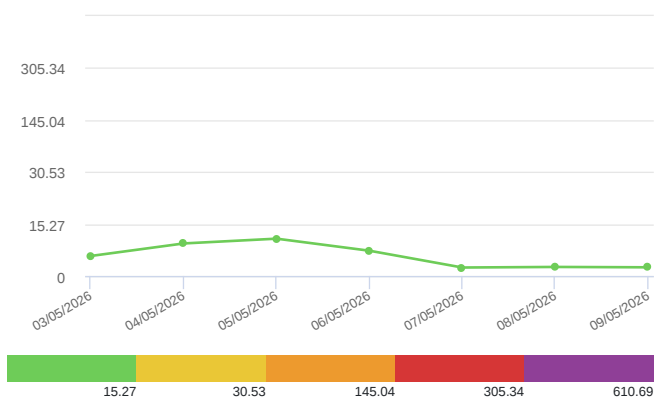
Temperature (°C)



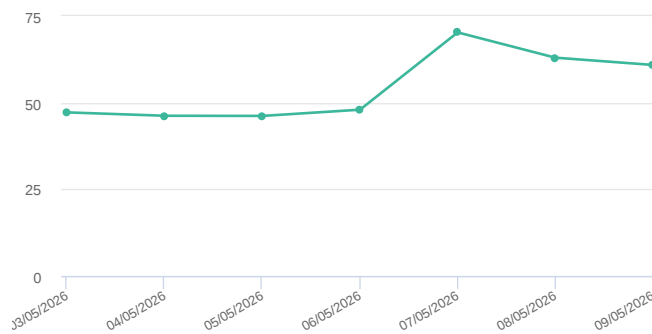
Wind Speed (m/s)



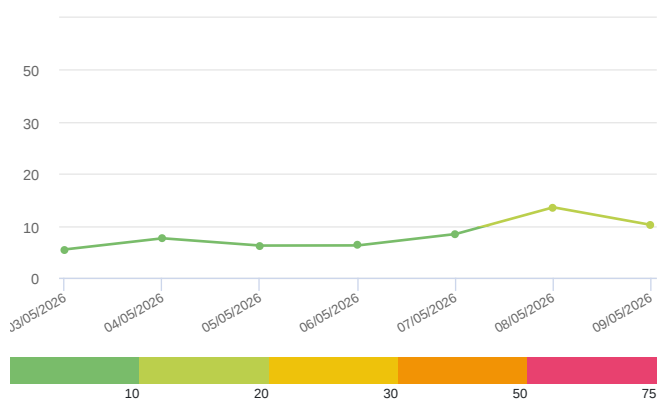
SO₂ (ppb)



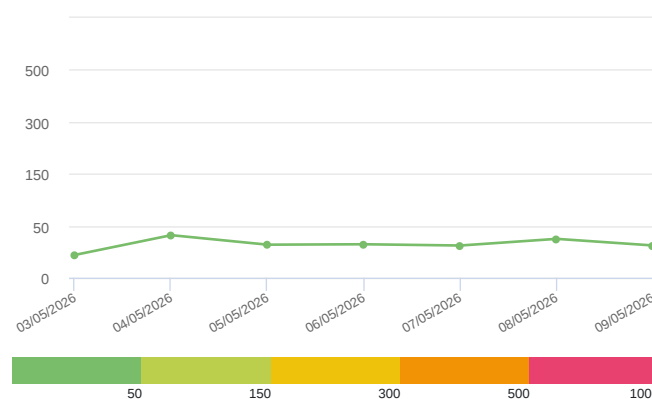
R. Humidity (%)



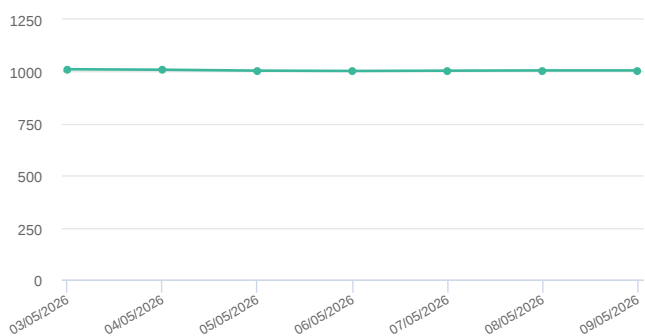
PM₁ (μg/m³)



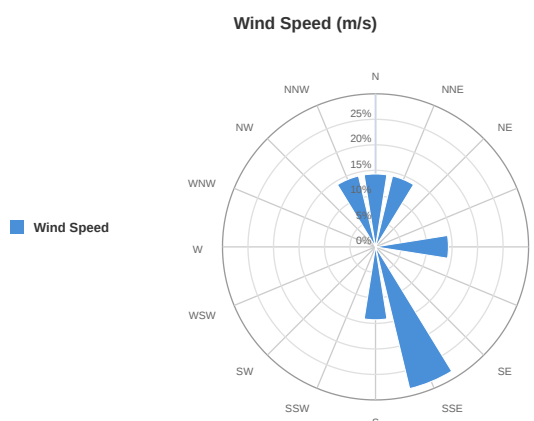
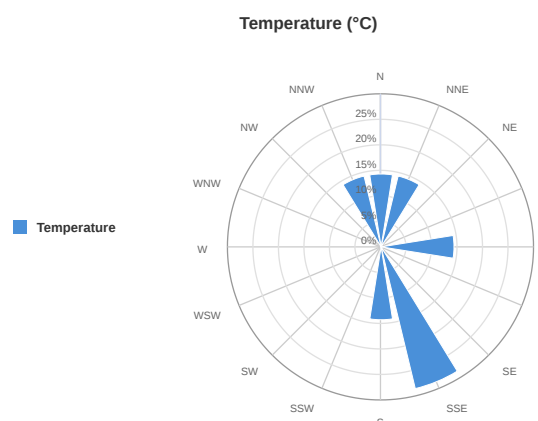
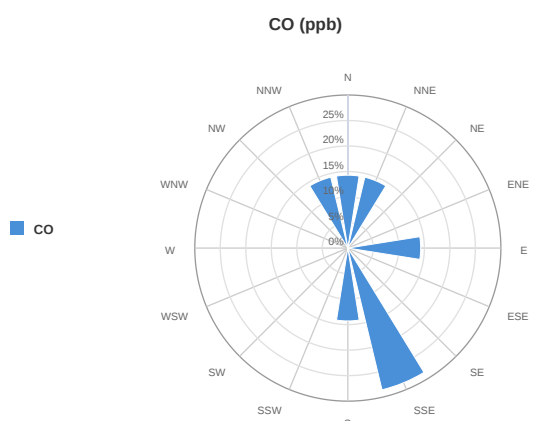
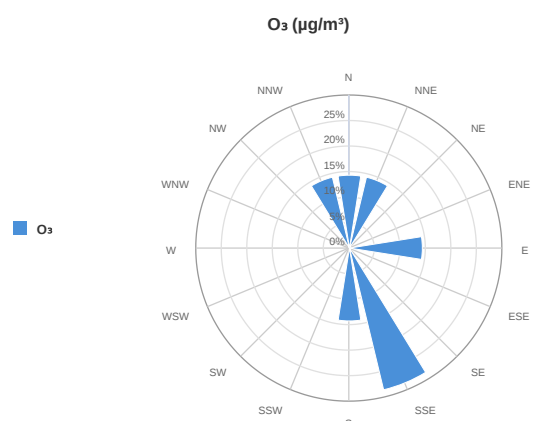
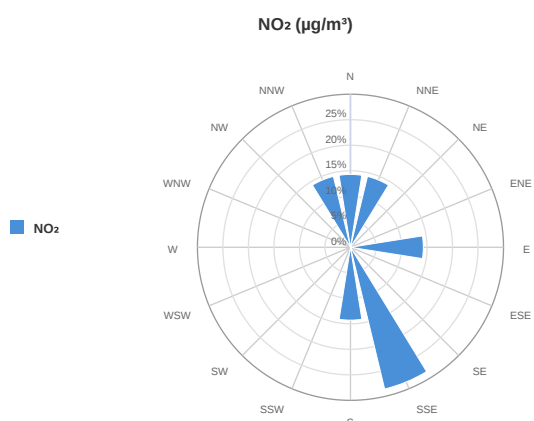
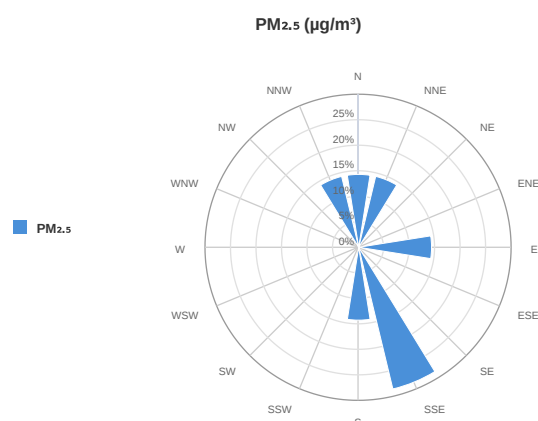
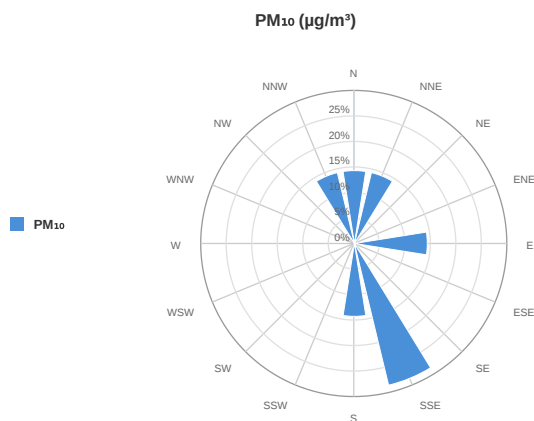
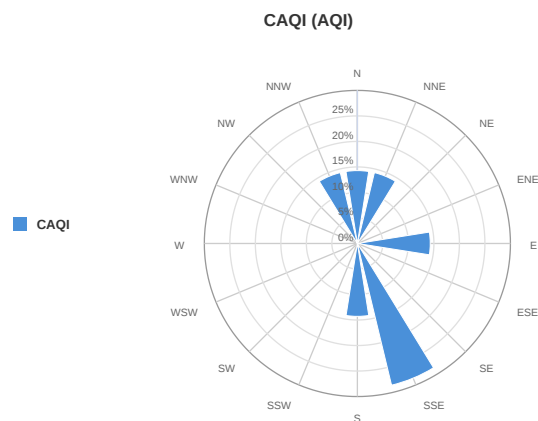
PM₁₀₀ (μg/m³)



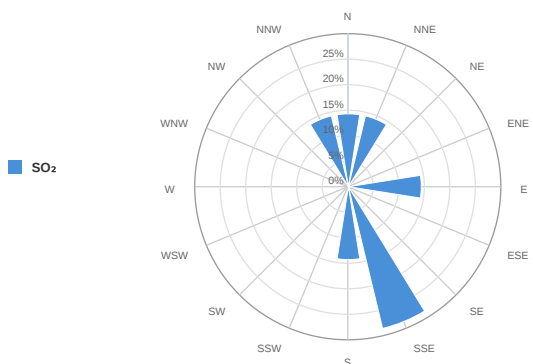
Pressure (hPa)



Media zilnică

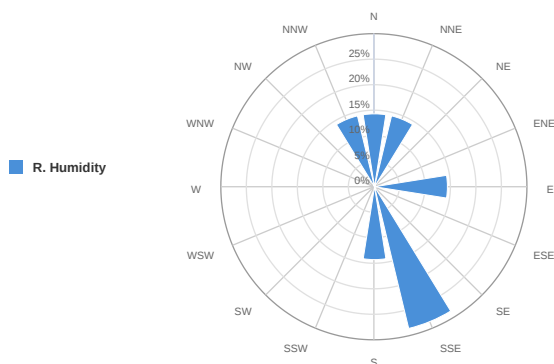


SO₂ (ppb)



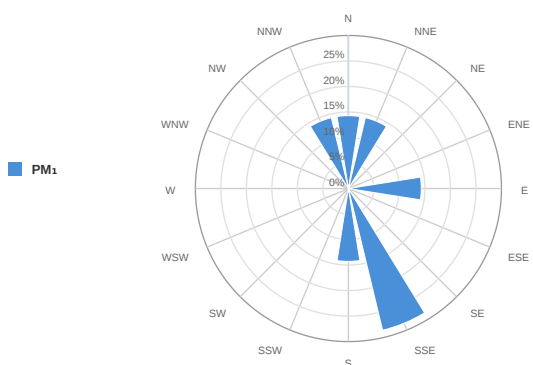
■ SO₂

R. Humidity (%)



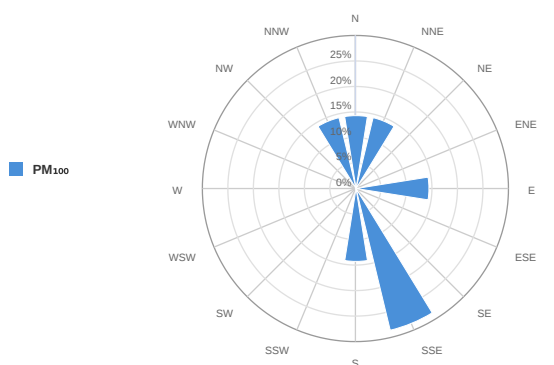
■ R. Humidity

PM₁ (μg/m³)



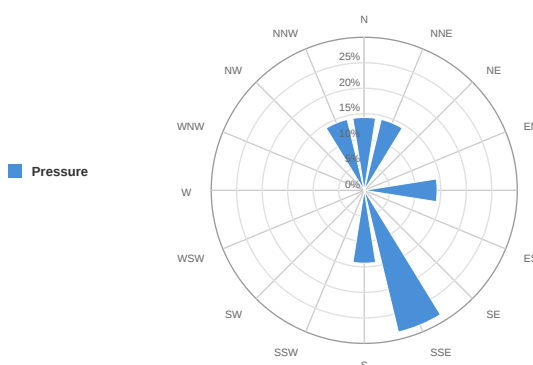
■ PM₁

PM₁₀₀ (μg/m³)



■ PM₁₀₀

Pressure (HPa)



■ Pressure

Alerte

No alerts for the selected date and time range

Parametrii indicelui de calitate al aerului (ICA)

Media zilnică

To Date	CAQI AQI	PM ₁₀ μg/m ³	PM _{2.5} μg/m ³	NO ₂ μg/m ³	O ₃ μg/m ³
03/05/2026, 23:59	17	17.28	6.6	19.75	26.18
04/05/2026, 23:59	30	29.32	9.66	23.16	23.62
05/05/2026, 23:59	24	23.7	7.92	23.09	24.86
06/05/2026, 23:59	24	24.23	8.02	23.76	23.52
07/05/2026, 23:59	27	25.76	10.44	36.09	9.42
08/05/2026, 23:59	34	32.85	15.38	24.72	17.24
09/05/2026, 23:59	27	26.57	11.86	23.16	19.14

Alți parametri

Media zilnică

To Date	CO ppb	Temperature °C	Wind Speed m/s	Wind Direction degree	Battery %	SO ₂ ppb	R. Humidity %	PM ₁ μg/m ³	PM ₁₀₀ μg/m ³	Pressure HPa
03/05/2026, 23:59	318.28	16.17	0.7	97.35	100	5.87	47.19	5.45	21.96	1011.26
04/05/2026, 23:59	341.63	18.88	1.04	359.09	100	9.55	46.22	7.59	40.97	1009.01
05/05/2026, 23:59	330.73	20.42	2.17	164.19	100	10.95	46.17	6.19	31.8	1004.65
06/05/2026, 23:59	322.99	21.41	1.93	184.49	100	7.4	47.97	6.22	32.21	1003.14
07/05/2026, 23:59	343.27	18.48	1.06	166.38	100	2.48	70.27	8.41	30.99	1004.46
08/05/2026, 23:59	327.32	21.67	1.01	338.46	100	2.64	62.98	13.55	37.4	1005.67
09/05/2026, 23:59	336.17	21.2	1.76	27.97	100	2.53	60.88	10.17	31.03	1005.69

Oizom will not be responsible for Environmental Data accuracy once Validated