

Primaria Ghiroda


WEEKLY AIR-QUALITY REPORT

Timp de la: **26/04/2026, 00:00**
Timp până la: **03/05/2026, 00:00**

Numele dispozitivului: **Primaria Ghiroda**
Locația dispozitivului: **Strada Victoria 48, Ghiroda 307200, Romania**

Parametrii: **CAQI , PM₁₀ , PM_{2.5} , NO₂ , O₃ , CO , Temperature , Wind Speed , Wind Direction , SO₂ , R. Humidity , PM₁ , PM₁₀₀ , Pressure**

Primaria Ghiroda
Strada Victoria 48, Ghiroda 307200,
Romania



Media indicelui de calitate al aerului (ICA): **22**

Prezentare generală zilnică: Parametrii indicelui de calitate al aerului (ICA)

	CAQI AQI	PM ₁₀ μg/m ³	PM _{2.5} μg/m ³	NO ₂ μg/m ³	O ₃ μg/m ³
Average	22	22.02	6.6	21.96	25.33
Maximum	27	25.66	7.74	24.63	29.61
Date	26/04/2026	26/04/2026	26/04/2026	29/04/2026	30/04/2026
Minimum	19	19.37	5.58	19.1	21.92
Date	01/05/2026	01/05/2026	28/04/2026	26/04/2026	29/04/2026

The data shown above is based on Media zilnică .

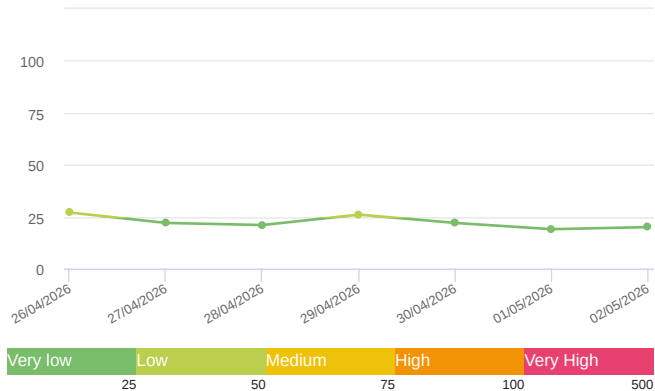
Prezentare generală zilnică: Alți parametri

	CO ppb	Temperature °C	Wind Speed m/s	Wind Direction degree	Battery %	SO ₂ ppb	R. Humidity %	PM ₁ μg/m ³	PM ₁₀₀ μg/m ³	Pressure HPa
Average	318.56	14.81	2.72	6.88	100	3.77	44.25	4.94	30.82	1011.17
Maximum	327.73	16.39	5.61	359.94	100	5.39	48.87	5.97	37.77	1015.52
Date	01/05/2026	26/04/2026	30/04/2026	30/04/2026	26/04/2026	02/05/2026	01/05/2026	02/05/2026	29/04/2026	01/05/2026
Minimum	308.84	12.72	1.25	8.31	100	2.66	38.2	3.85	25.37	1005.82
Date	26/04/2026	30/04/2026	01/05/2026	01/05/2026	26/04/2026	30/04/2026	30/04/2026	27/04/2026	02/05/2026	26/04/2026

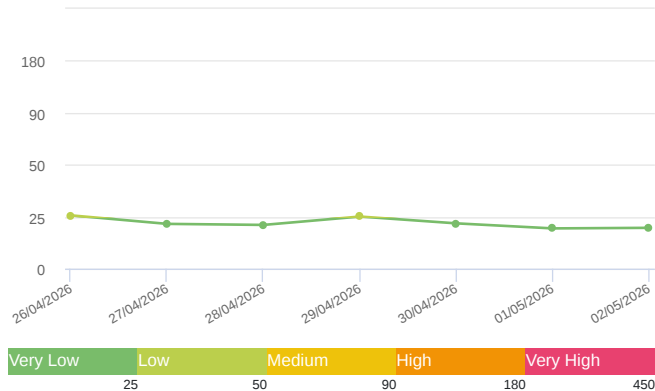
The data shown above is based on Media zilnică .

Media zilnică

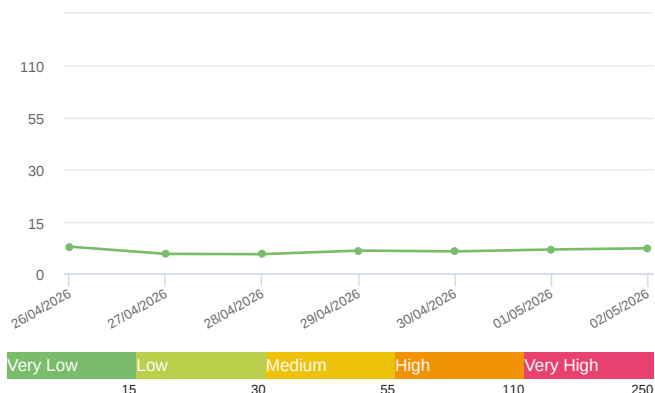
CAQI (AQI)



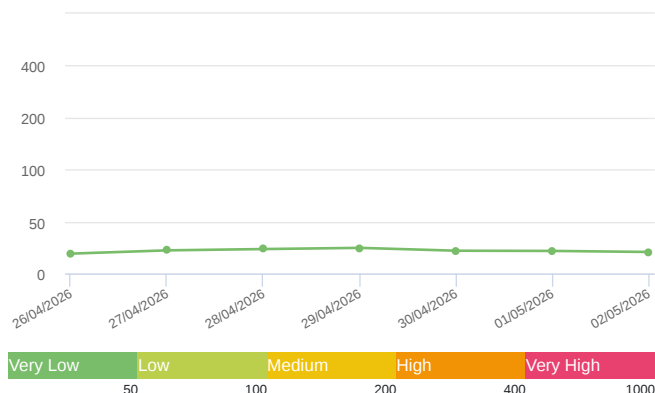
PM₁₀ (μg/m³)



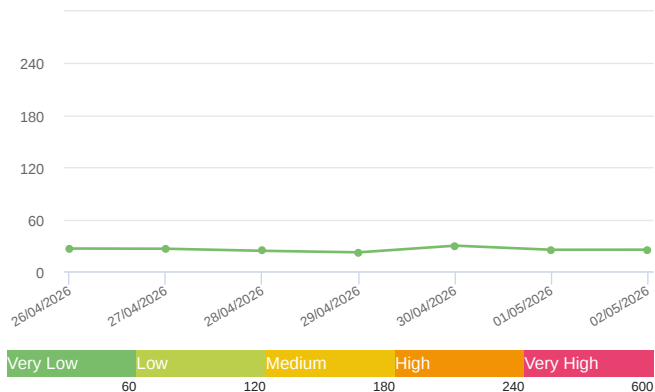
PM_{2.5} (μg/m³)



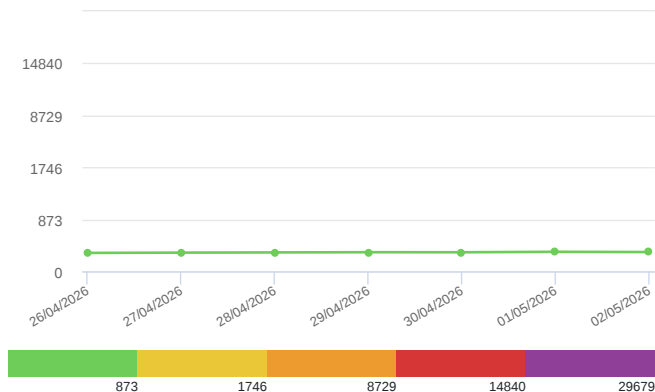
NO₂ (μg/m³)



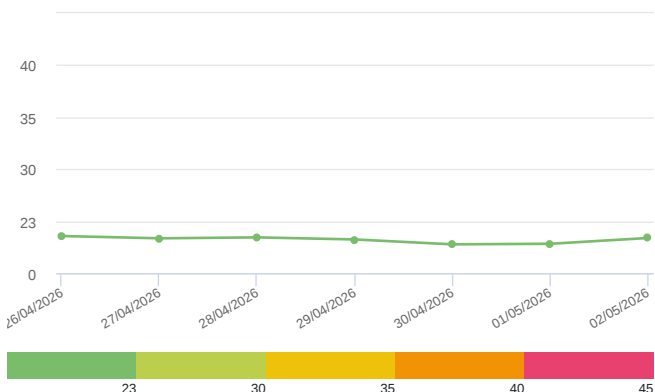
O₃ (μg/m³)



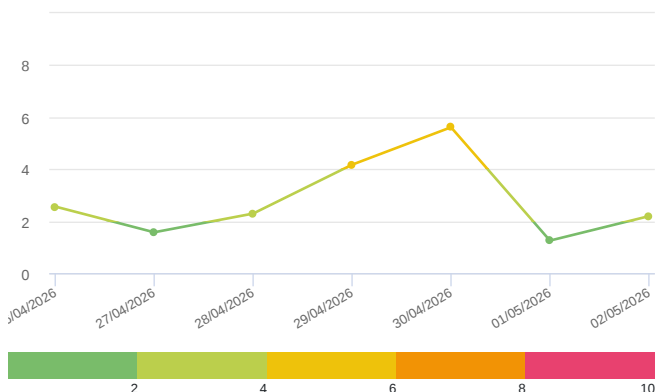
CO (ppb)



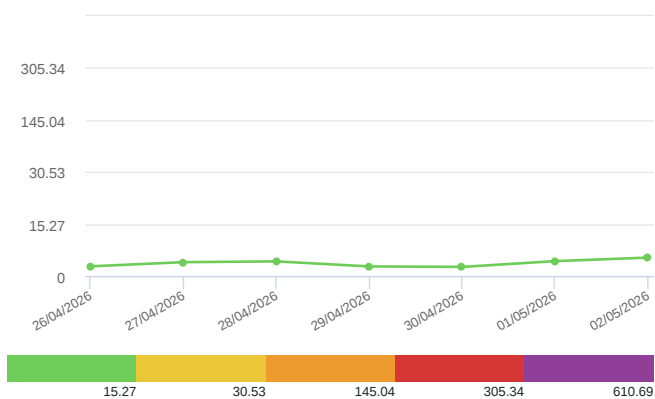
Temperature (°C)



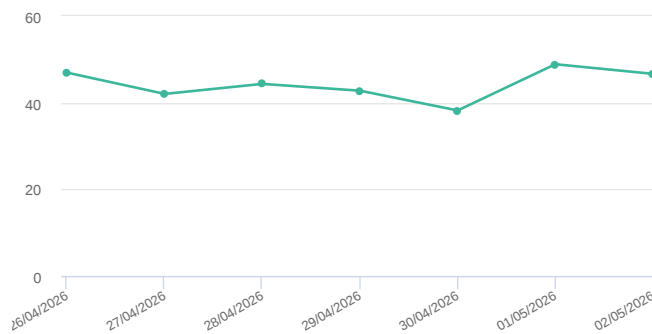
Wind Speed (m/s)



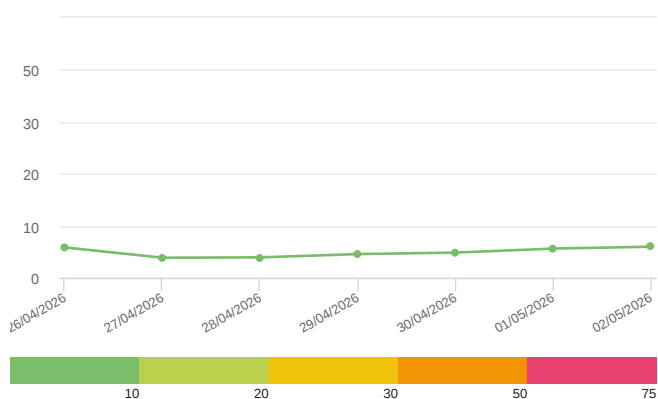
SO₂ (ppb)



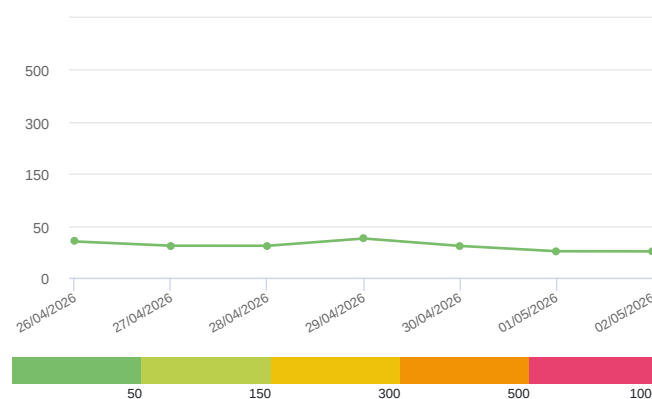
R. Humidity (%)



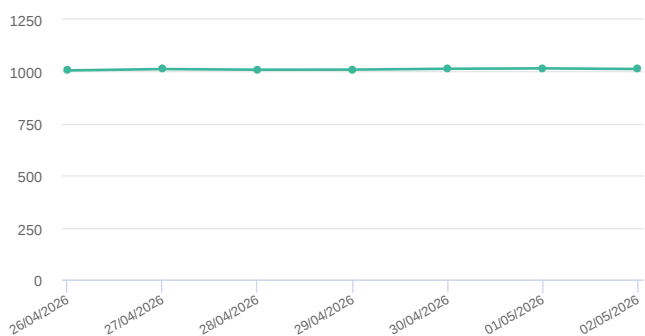
PM₁ (μg/m³)



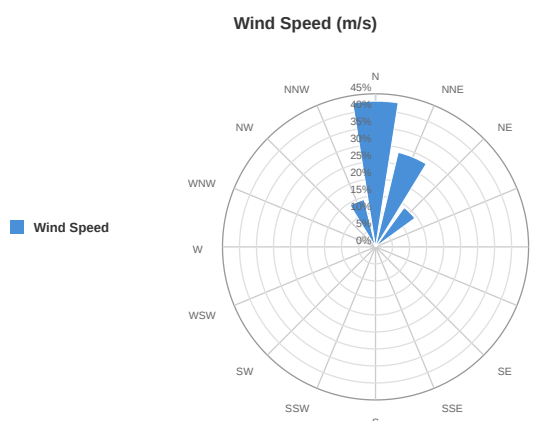
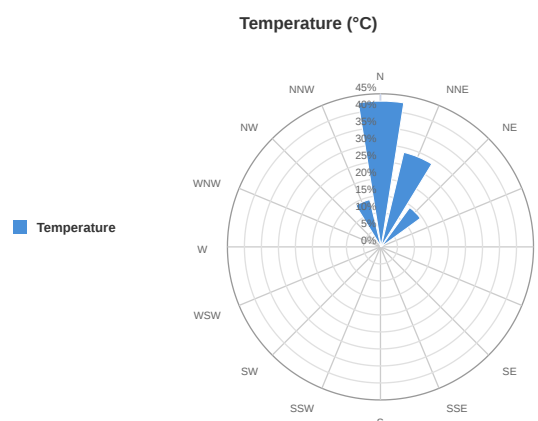
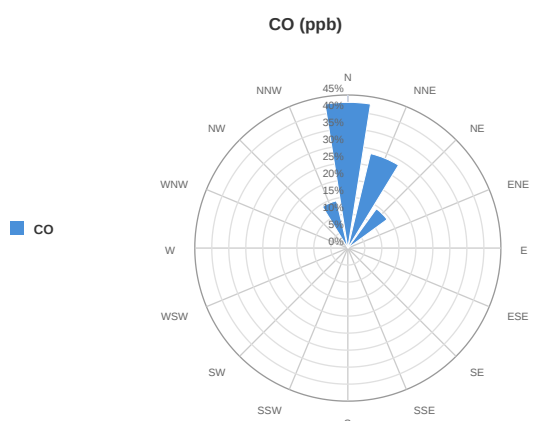
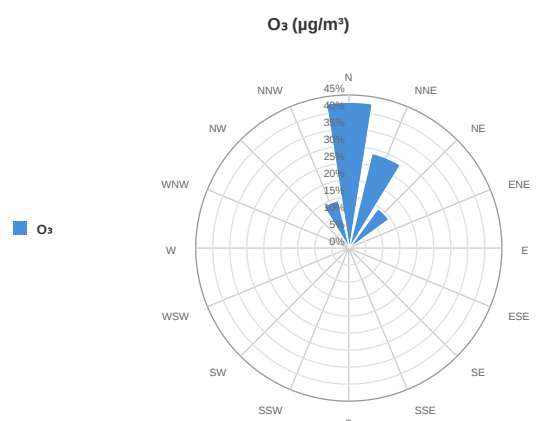
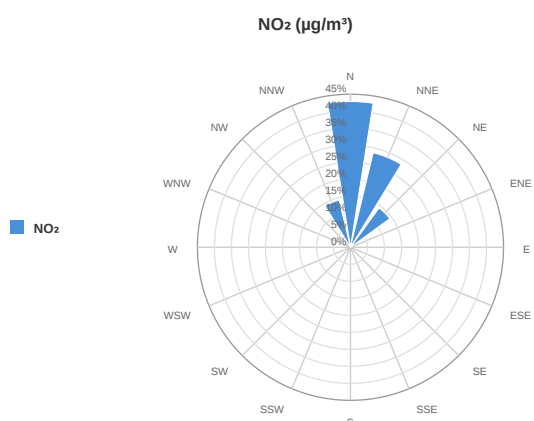
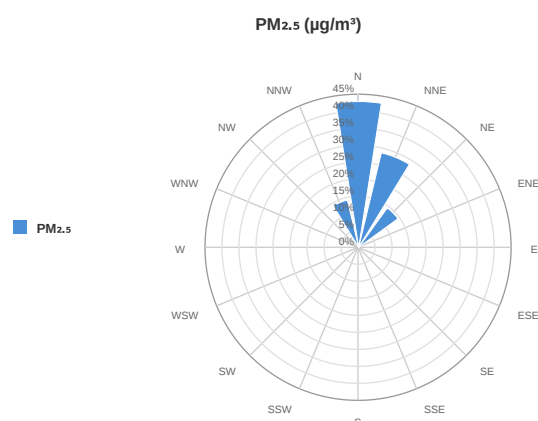
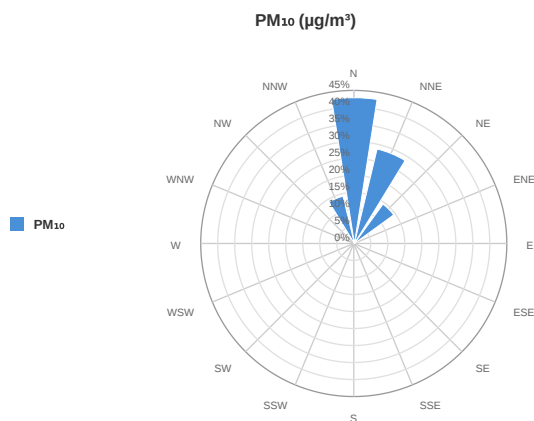
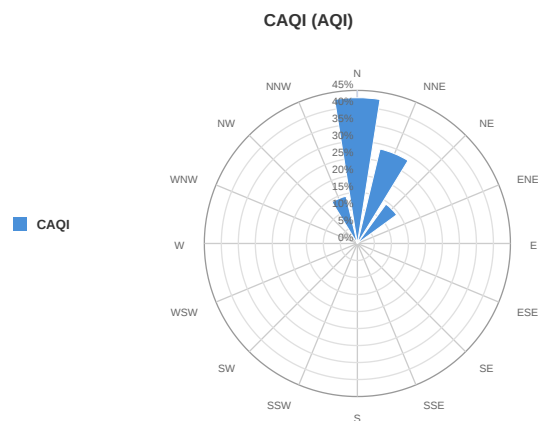
PM₁₀₀ (μg/m³)



Pressure (hPa)

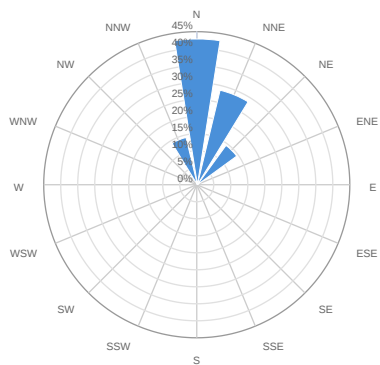


Media zilnică



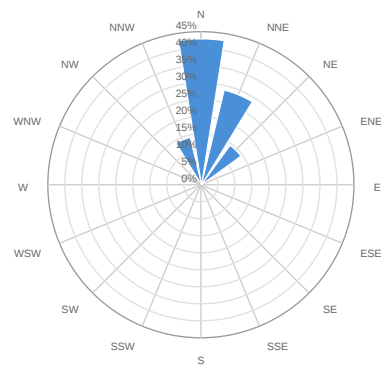
SO₂ (ppb)

■ SO₂



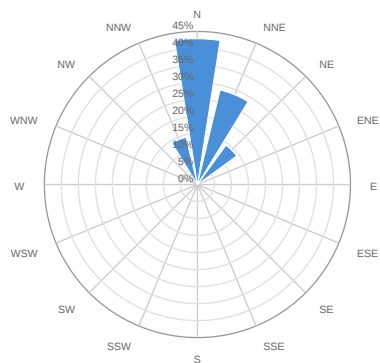
R. Humidity (%)

■ R. Humidity



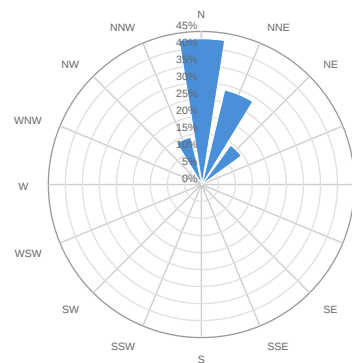
PM₁ (μg/m³)

■ PM₁



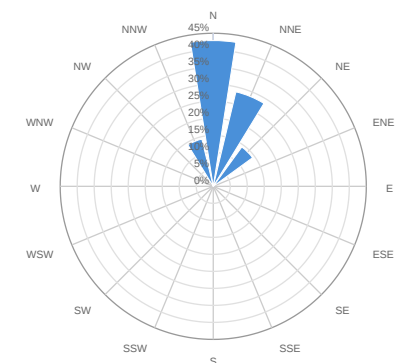
PM₁₀₀ (μg/m³)

■ PM₁₀₀



Pressure (HPa)

■ Pressure



Alerte

No alerts for the selected date and time range

Parametrii indicelui de calitate al aerului (ICA)

Media zilnică

To Date	CAQI AQI	PM ₁₀ μg/m ³	PM _{2.5} μg/m ³	NO ₂ μg/m ³	O ₃ μg/m ³
26/04/2026, 23:59	27	25.66	7.74	19.1	26.27
27/04/2026, 23:59	22	21.55	5.65	22.24	26.07
28/04/2026, 23:59	21	21.04	5.58	23.49	23.64
29/04/2026, 23:59	26	25.08	6.62	24.63	21.92
30/04/2026, 23:59	22	21.79	6.38	21.9	29.61
01/05/2026, 23:59	19	19.37	6.93	21.7	24.83
02/05/2026, 23:59	20	19.66	7.28	20.69	24.95

Alți parametri

Media zilnică

To Date	CO ppb	Temperature °C	Wind Speed m/s	Wind Direction degree	Battery %	SO ₂ ppb	R. Humidity %	PM ₁ μg/m ³	PM ₁₀₀ μg/m ³	Pressure HPa
26/04/2026, 23:59	308.84	16.39	2.56	340.35	100	2.83	46.93	5.83	34.92	1005.82
27/04/2026, 23:59	313.59	15.38	1.57	35.84	100	4.04	42.02	3.85	30.82	1012.18
28/04/2026, 23:59	317.12	15.8	2.29	22.42	100	4.28	44.33	3.92	30.76	1009.09
29/04/2026, 23:59	320.02	14.87	4.17	7.64	100	2.8	42.76	4.55	37.77	1009.57
30/04/2026, 23:59	319.59	12.72	5.61	359.94	100	2.66	38.2	4.84	30.6	1013.58
01/05/2026, 23:59	327.73	12.97	1.25	8.31	100	4.35	48.87	5.61	25.5	1015.52
02/05/2026, 23:59	323.02	15.53	2.19	16.34	100	5.39	46.65	5.97	25.37	1012.44

Oizom will not be responsible for Environmental Data accuracy once Validated