

Primaria Ghiroda


WEEKLY AIR-QUALITY REPORT

Timp de la: **19/04/2026, 00:00**
Timp până la: **26/04/2026, 00:00**

Numele dispozitivului: **Primaria Ghiroda**
Locația dispozitivului: **Strada Victoria 48, Ghiroda 307200, Romania**

Parametrii: **CAQI , PM₁₀ , PM_{2.5} , NO₂ , O₃ , CO , Temperature , Wind Speed , Wind Direction , SO₂ , R. Humidity , PM₁ , PM₁₀₀ , Pressure**

Primaria Ghiroda
Strada Victoria 48, Ghiroda 307200,
Romania



Media indicelui de calitate al aerului (ICA): **27**

Prezentare generală zilnică: Parametrii indicelui de calitate al aerului (ICA)

	CAQI AQI	PM ₁₀ μg/m ³	PM _{2.5} μg/m ³	NO ₂ μg/m ³	O ₃ μg/m ³
Average	27	25.91	9.71	23.76	22.08
Maximum	37	36.23	14.92	26.57	26.68
Date	25/04/2026	25/04/2026	25/04/2026	20/04/2026	22/04/2026
Minimum	20	19.75	7.64	20.8	16.97
Date	20/04/2026	20/04/2026	20/04/2026	19/04/2026	25/04/2026

The data shown above is based on Media zilnică .

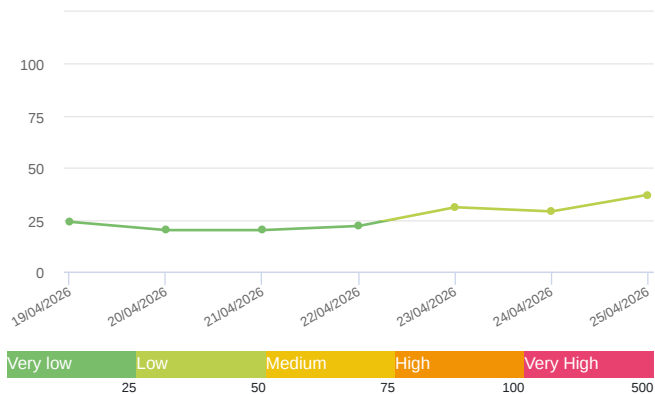
Prezentare generală zilnică: Alți parametri

	CO ppb	Temperature °C	Wind Speed m/s	Wind Direction degree	Battery %	SO ₂ ppb	R. Humidity %	PM ₁ μg/m ³	PM ₁₀₀ μg/m ³	Pressure HPa
Average	338.63	14.63	1.88	320.02	100	2.54	53.61	8.12	33.53	1005.48
Maximum	371.73	17.39	4.16	352.99	100	2.6	62.39	12.4	44.38	1007.89
Date	25/04/2026	25/04/2026	22/04/2026	22/04/2026	19/04/2026	23/04/2026	20/04/2026	25/04/2026	25/04/2026	22/04/2026
Minimum	318.38	11.95	0.31	0.22	100	2.49	48.51	6.39	25.24	1003.38
Date	22/04/2026	22/04/2026	24/04/2026	24/04/2026	19/04/2026	20/04/2026	24/04/2026	20/04/2026	20/04/2026	20/04/2026

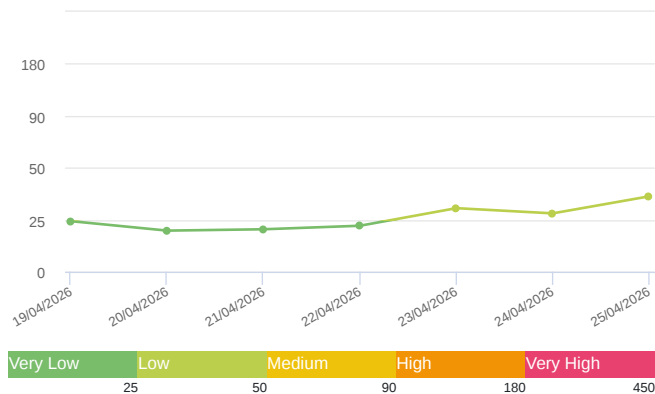
The data shown above is based on Media zilnică .

Media zilnică

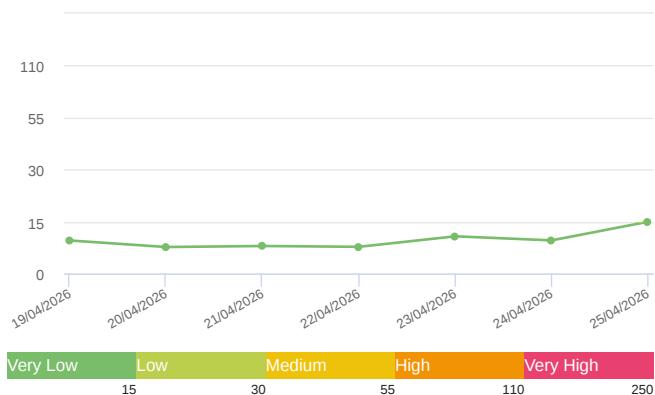
CAQI (AQI)



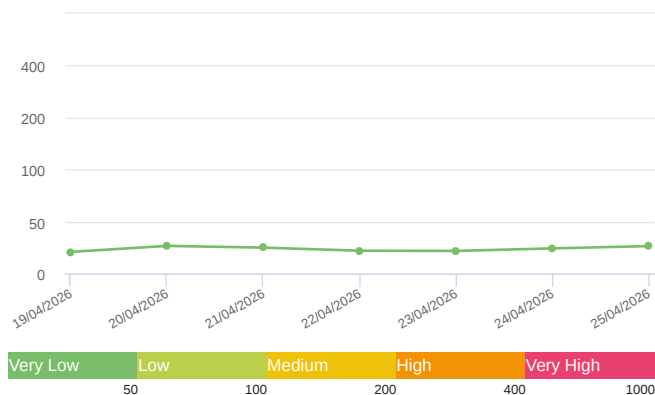
PM₁₀ (μg/m³)



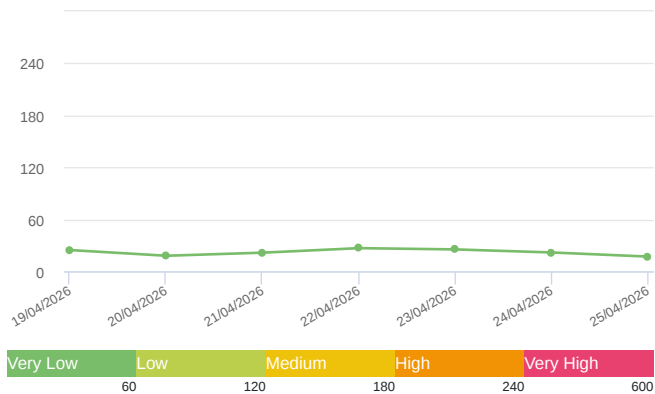
PM_{2.5} (μg/m³)



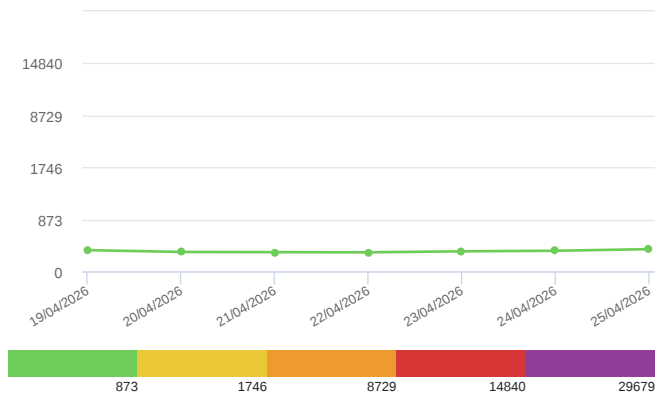
NO₂ (μg/m³)



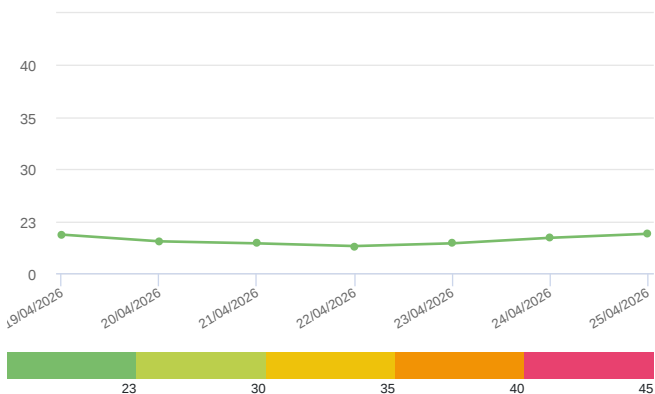
O₃ (μg/m³)



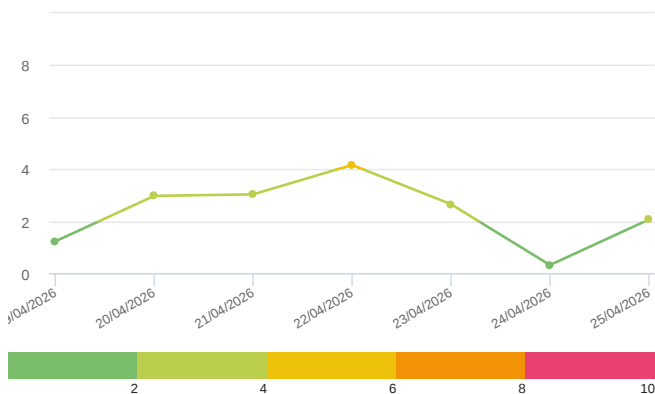
CO (ppb)



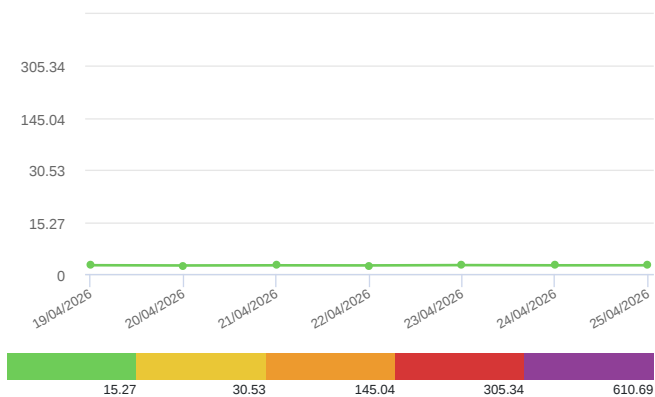
Temperature (°C)



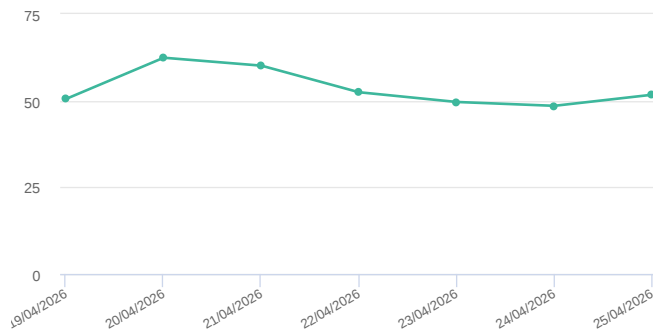
Wind Speed (m/s)



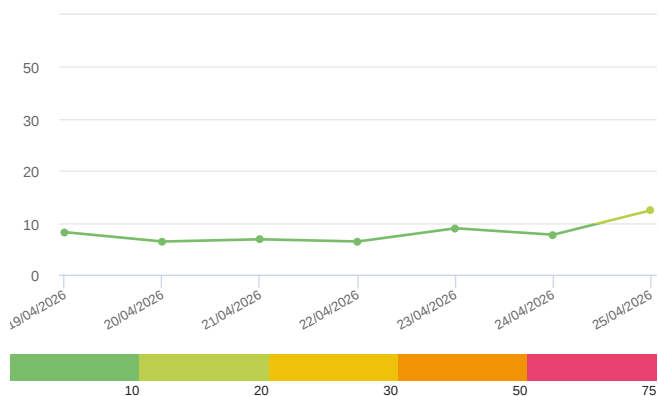
SO₂ (ppb)



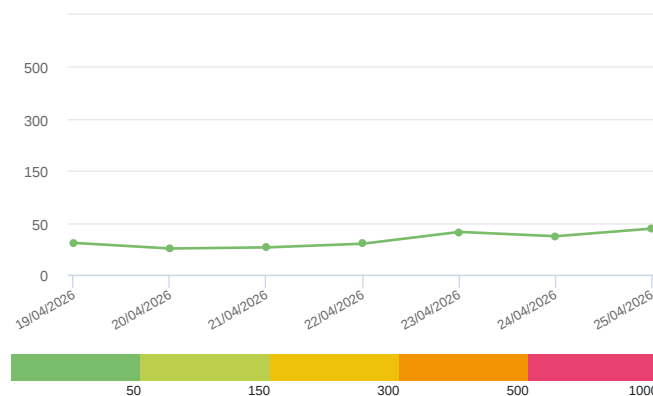
R. Humidity (%)



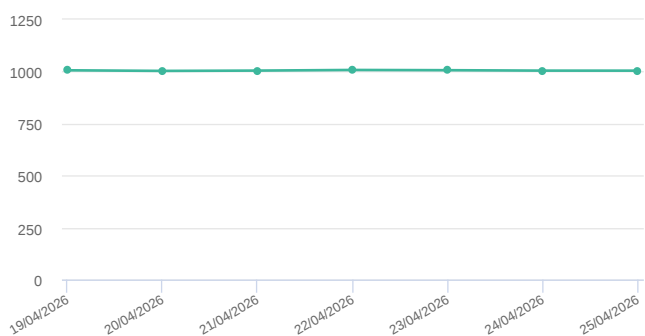
PM₁ (μg/m³)



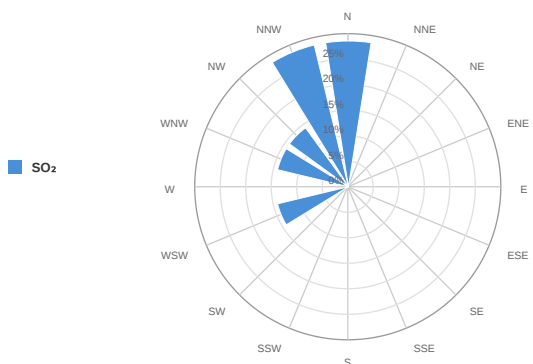
PM₁₀₀ (μg/m³)



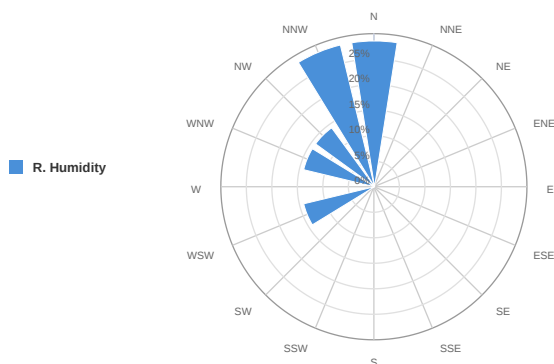
Pressure (hPa)



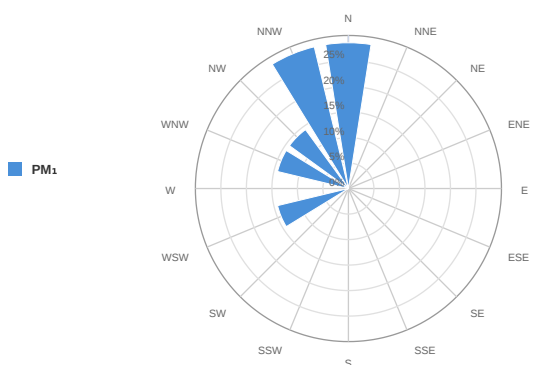
SO₂ (ppb)



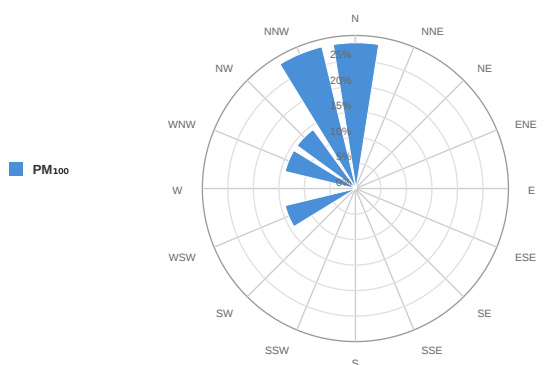
R. Humidity (%)



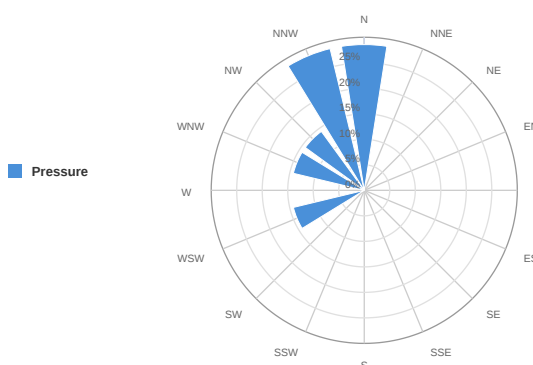
PM₁ (μg/m³)



PM₁₀₀ (μg/m³)



Pressure (HPa)



Alerte

No alerts for the selected date and time range

Parametrii indicelui de calitate al aerului (ICA)

Media zilnică

To Date	CAQI AQI	PM ₁₀ μg/m ³	PM _{2.5} μg/m ³	NO ₂ μg/m ³	O ₃ μg/m ³
19/04/2026, 23:59	24	24.3	9.53	20.8	24.52
20/04/2026, 23:59	20	19.75	7.64	26.57	17.92
21/04/2026, 23:59	20	20.41	7.94	24.84	21.49
22/04/2026, 23:59	22	22.11	7.69	21.92	26.68
23/04/2026, 23:59	31	30.54	10.72	21.7	25.29
24/04/2026, 23:59	29	28.06	9.55	24.14	21.72
25/04/2026, 23:59	37	36.23	14.92	26.34	16.97

Alți parametri

Media zilnică

To Date	CO ppb	Temperature °C	Wind Speed m/s	Wind Direction degree	Battery %	SO ₂ ppb	R. Humidity %	PM ₁ μg/m ³	PM ₁₀₀ μg/m ³	Pressure HPa
19/04/2026, 23:59	355.04	17.03	1.22	342.21	100	2.56	50.5	8.19	30.64	1006.29
20/04/2026, 23:59	324.58	14.06	2.97	287.66	100	2.49	62.39	6.39	25.24	1003.38
21/04/2026, 23:59	321.05	13.16	3.03	342.53	100	2.54	60.1	6.82	26.32	1004.86
22/04/2026, 23:59	318.38	11.95	4.16	352.99	100	2.51	52.43	6.4	29.87	1007.89
23/04/2026, 23:59	334.88	13.19	2.65	309.74	100	2.6	49.62	8.94	41.19	1006.75
24/04/2026, 23:59	344.72	15.62	0.31	0.22	100	2.53	48.51	7.7	37.04	1004.68
25/04/2026, 23:59	371.73	17.39	2.06	241.17	100	2.55	51.7	12.4	44.38	1004.53

Oizom will not be responsible for Environmental Data accuracy once Validated