

Primaria Ghiroda


WEEKLY AIR-QUALITY REPORT

Timp de la: **12/04/2026, 00:00**
Timp până la: **19/04/2026, 00:00**

Numele dispozitivului: **Primaria Ghiroda**
Locația dispozitivului: **Strada Victoria 48, Ghiroda 307200, Romania**

Parametrii: **CAQI , PM₁₀ , PM_{2.5} , NO₂ , O₃ , CO , Temperature , Wind Speed , Wind Direction , SO₂ , R. Humidity , PM₁ , PM₁₀₀ , Pressure**

Primaria Ghiroda
Strada Victoria 48, Ghiroda 307200,
Romania



Media indicelui de calitate al aerului (ICA): **31**

Prezentare generală zilnică: Parametrii indicelui de calitate al aerului (ICA)

	CAQI AQI	PM ₁₀ μg/m ³	PM _{2.5} μg/m ³	NO ₂ μg/m ³	O ₃ μg/m ³
Average	31	29.72	12.04	21.11	24.02
Maximum	42	41.47	16.51	24.38	31.57
Date	17/04/2026	17/04/2026	17/04/2026	17/04/2026	18/04/2026
Minimum	20	20.38	7.75	17.81	18.93
Date	13/04/2026	13/04/2026	18/04/2026	18/04/2026	16/04/2026

The data shown above is based on Media zilnică .

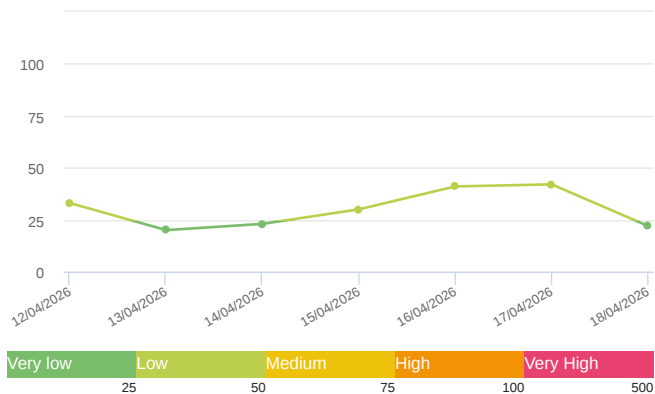
Prezentare generală zilnică: Alți parametri

	CO ppb	Temperature °C	Wind Speed m/s	Wind Direction degree	Battery %	SO ₂ ppb	R. Humidity %	PM ₁ μg/m ³	PM ₁₀₀ μg/m ³	Pressure HPa
Average	339.51	16.41	1.62	34.96	100	2.51	51.18	10.35	37.36	1008.35
Maximum	354.07	19.28	4.95	1.01	100	2.54	56.62	14.28	52.13	1010.11
Date	14/04/2026	15/04/2026	18/04/2026	18/04/2026	12/04/2026	13/04/2026	16/04/2026	17/04/2026	17/04/2026	15/04/2026
Minimum	311.85	11.43	0.4	5.48	100	2.48	47.7	6.39	24.1	1006.47
Date	18/04/2026	12/04/2026	15/04/2026	15/04/2026	12/04/2026	15/04/2026	18/04/2026	18/04/2026	13/04/2026	13/04/2026

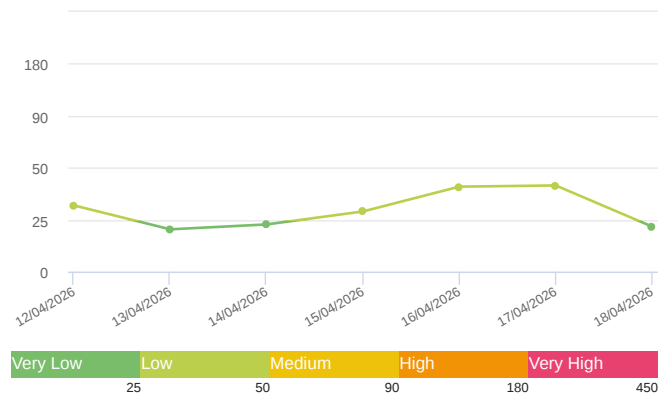
The data shown above is based on Media zilnică .

Media zilnică

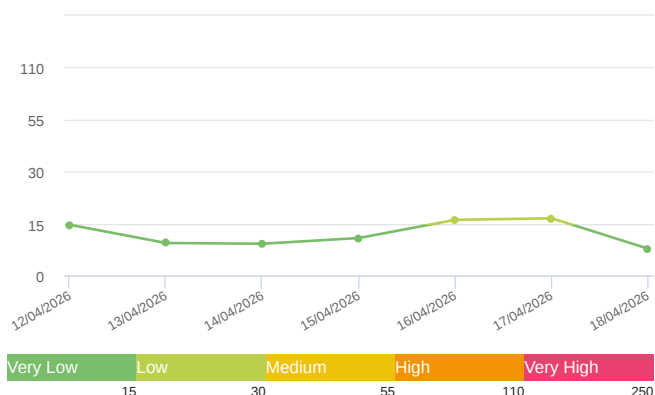
CAQI (AQI)



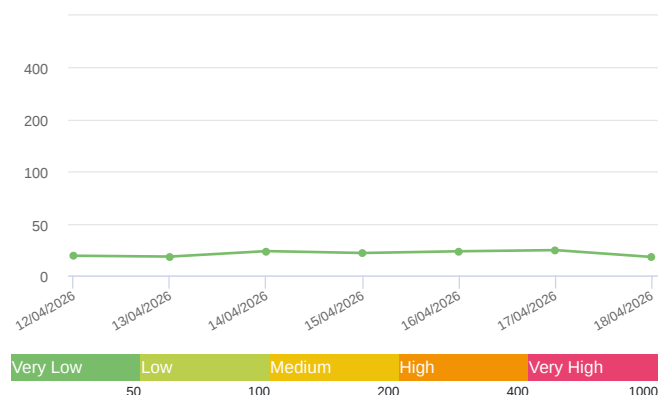
PM₁₀ (μg/m³)



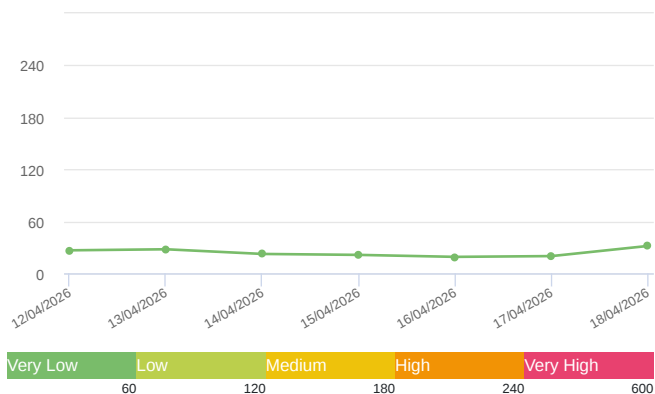
PM_{2.5} (μg/m³)



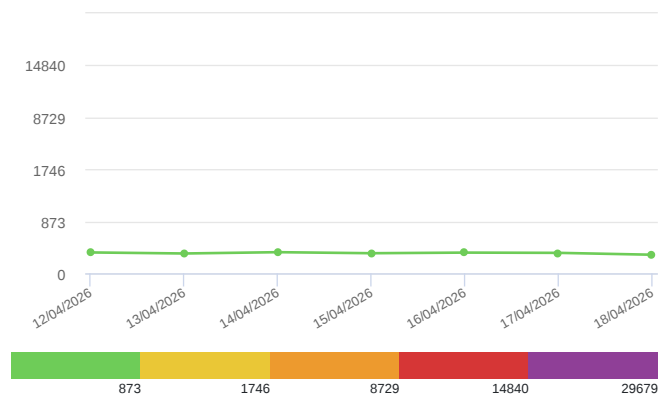
NO₂ (μg/m³)



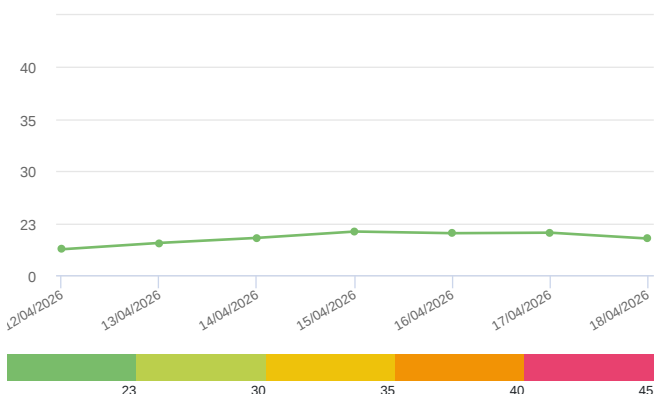
O₃ (μg/m³)



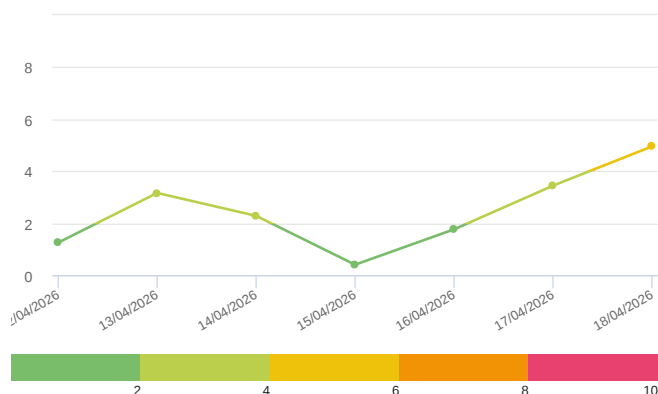
CO (ppb)



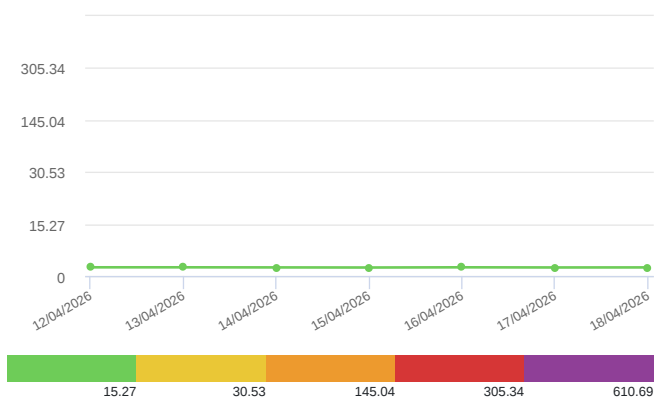
Temperature (°C)



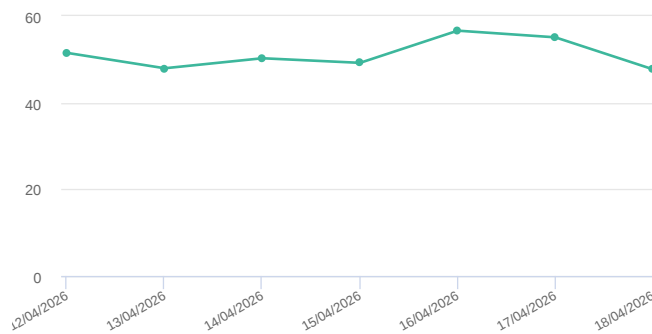
Wind Speed (m/s)



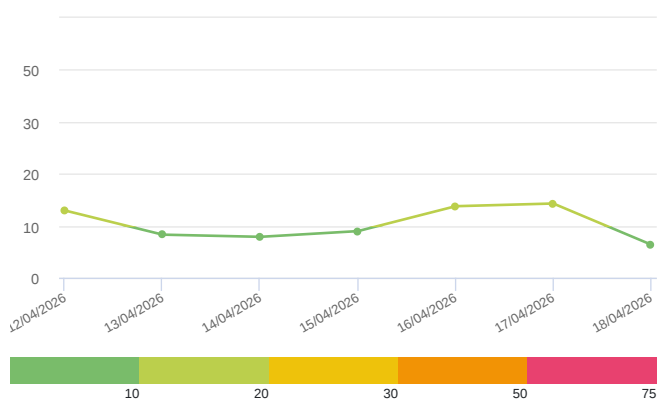
SO₂ (ppb)



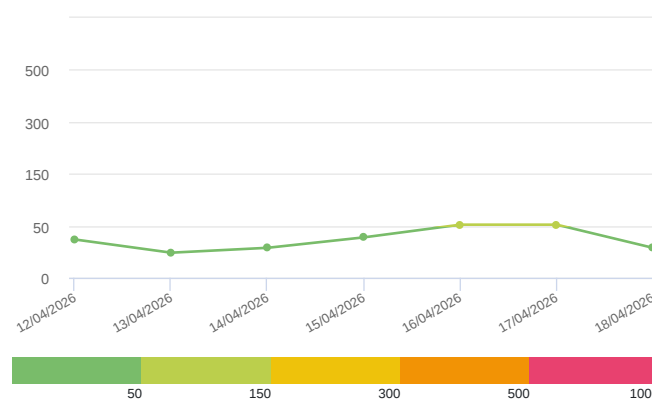
R. Humidity (%)



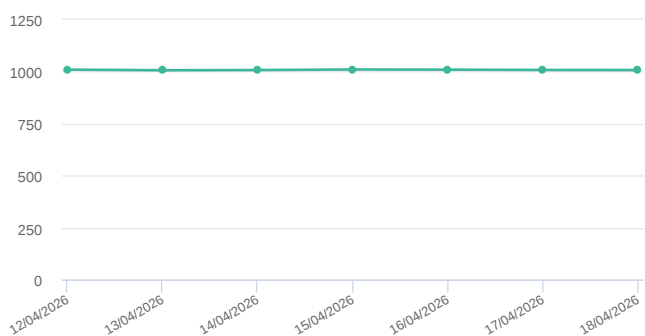
PM₁ (μg/m³)



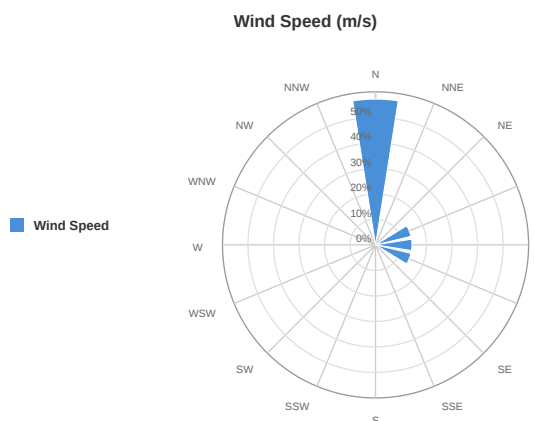
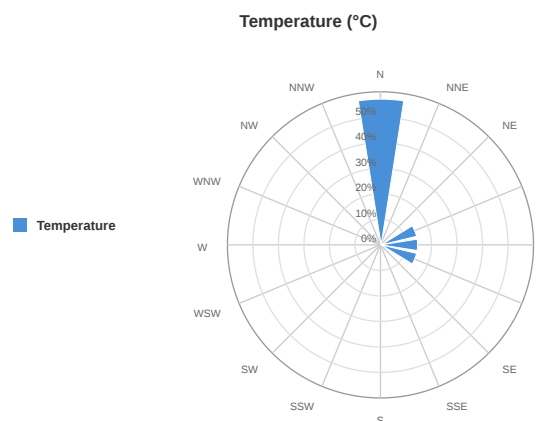
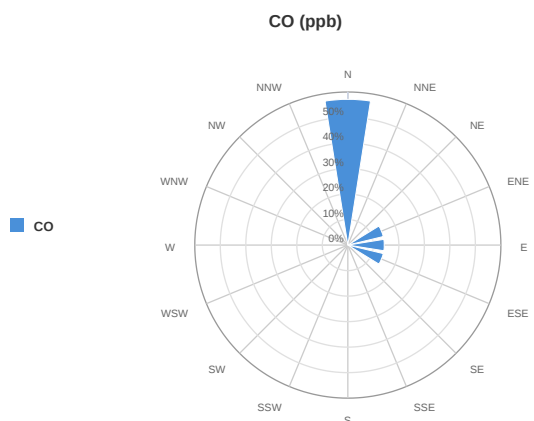
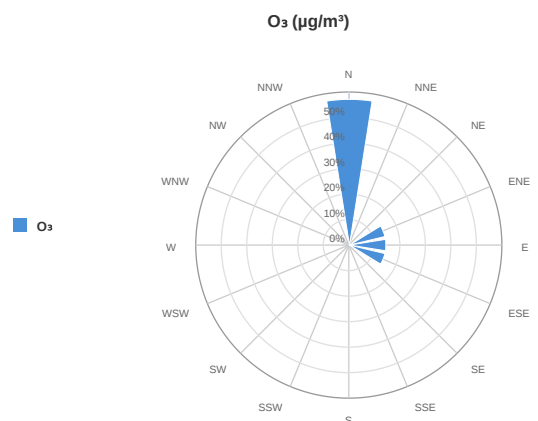
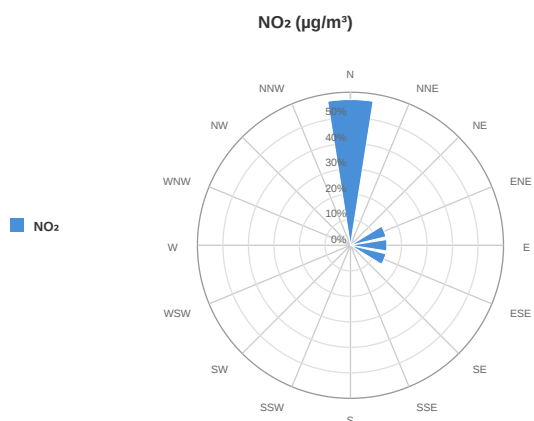
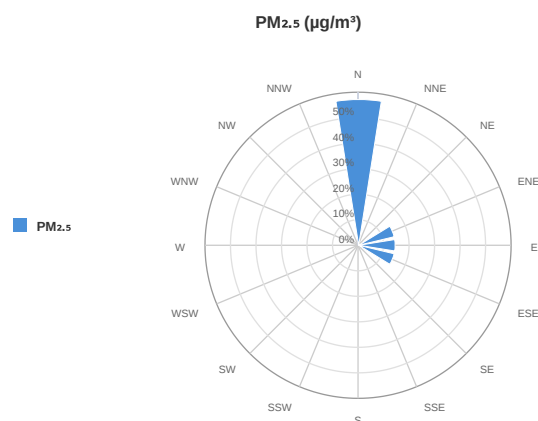
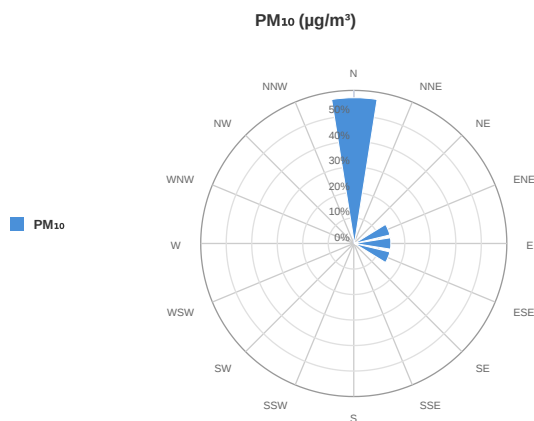
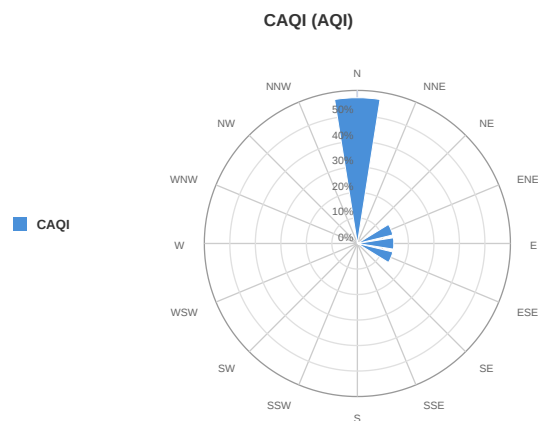
PM₁₀₀ (μg/m³)



Pressure (hPa)

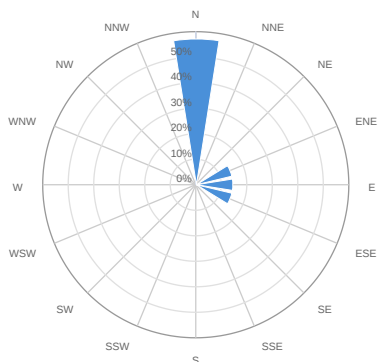


Media zilnică



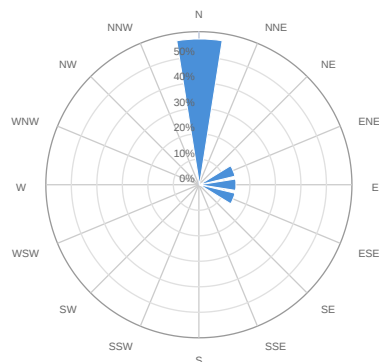
SO₂ (ppb)

■ SO₂



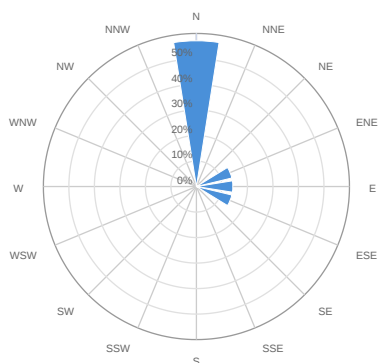
R. Humidity (%)

■ R. Humidity



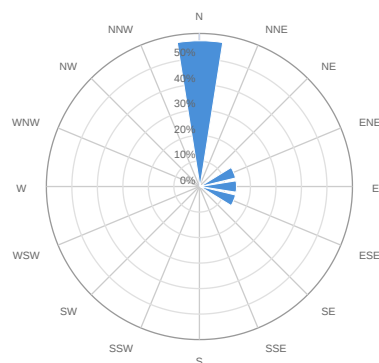
PM₁ (μg/m³)

■ PM₁



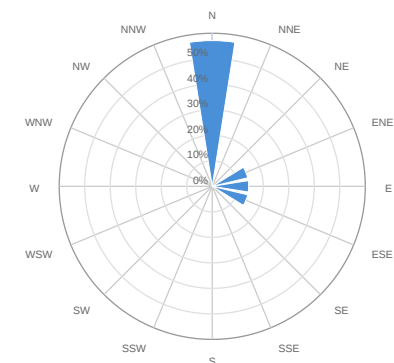
PM₁₀₀ (μg/m³)

■ PM₁₀₀



Pressure (HPa)

■ Pressure



Alerte

No alerts for the selected date and time range

Parametrii indicelui de calitate al aerului (ICA)

Media zilnică

To Date	CAQI AQI	PM ₁₀ μg/m ³	PM _{2.5} μg/m ³	NO ₂ μg/m ³	O ₃ μg/m ³
12/04/2026, 23:59	33	31.88	14.63	19.01	26.53
13/04/2026, 23:59	20	20.38	9.37	18.2	27.72
14/04/2026, 23:59	23	22.73	9.16	23.43	22.31
15/04/2026, 23:59	30	28.97	10.82	21.63	21.25
16/04/2026, 23:59	41	40.89	16.07	23.32	18.93
17/04/2026, 23:59	42	41.47	16.51	24.38	19.87
18/04/2026, 23:59	22	21.72	7.75	17.81	31.57

Alți parametri

Media zilnică

To Date	CO ppb	Temperature °C	Wind Speed m/s	Wind Direction degree	Battery %	SO ₂ ppb	R. Humidity %	PM ₁ μg/m ³	PM ₁₀₀ μg/m ³	Pressure HPa
12/04/2026, 23:59	349.98	11.43	1.25	72.78	100	2.53	51.49	12.93	36.81	1009.56
13/04/2026, 23:59	332.36	14.23	3.16	99.98	100	2.54	47.94	8.29	24.1	1006.47
14/04/2026, 23:59	354.07	16.46	2.28	118.14	100	2.51	50.25	7.87	28.79	1007.55
15/04/2026, 23:59	337.18	19.28	0.4	5.48	100	2.48	49.19	8.97	38.86	1010.11
16/04/2026, 23:59	347.76	18.54	1.76	358.78	100	2.53	56.62	13.76	52.05	1009.37
17/04/2026, 23:59	343.38	18.77	3.44	1.51	100	2.49	55.08	14.28	52.13	1007.96
18/04/2026, 23:59	311.85	16.16	4.95	1.01	100	2.51	47.7	6.39	28.77	1007.42

Oizom will not be responsible for Environmental Data accuracy once Validated