

Primaria Ghiroda


WEEKLY AIR-QUALITY REPORT

Timp de la: **29/03/2026, 00:00**
Timp până la: **05/04/2026, 00:00**

Numele dispozitivului: **Primaria Ghiroda**
Locația dispozitivului: **Strada Victoria 48, Ghiroda 307200, Romania**

Parametrii: **NO₂ , O₃ , PM_{2.5} , PM₁₀ , Wind Speed , Wind Direction , CO , SO₂ , R. Humidity , PM₁ , PM₁₀₀ , Pressure , Temperature**

Primaria Ghiroda
Strada Victoria 48, Ghiroda 307200,
Romania



Media indicelui de calitate al aerului (ICA): **48**

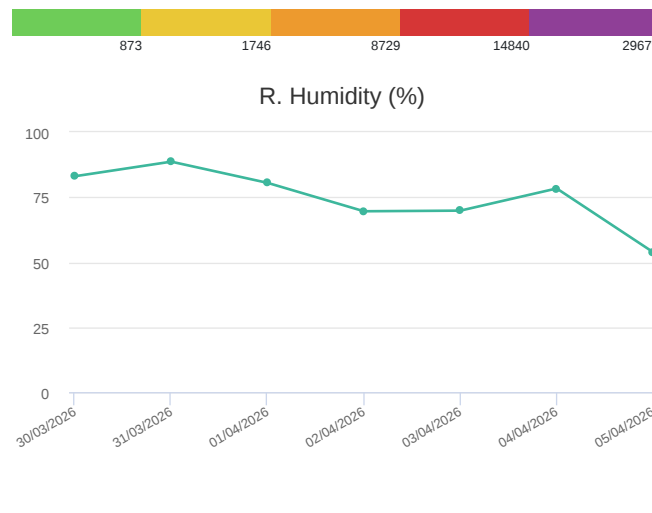
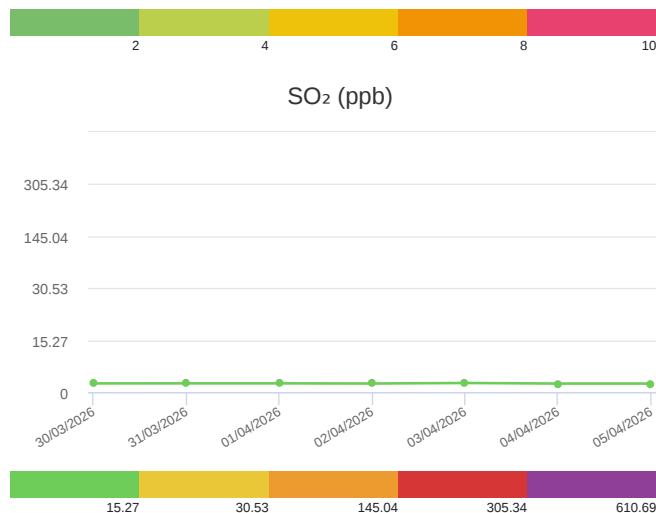
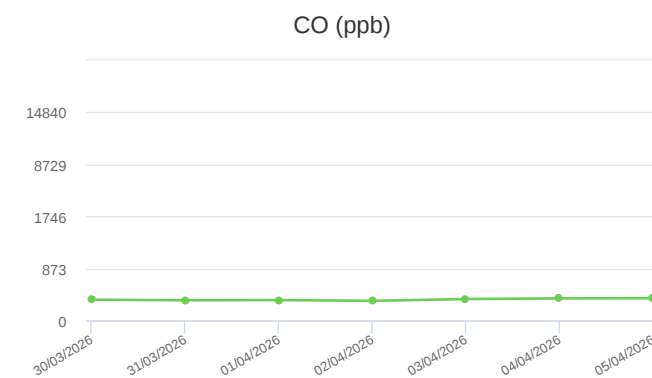
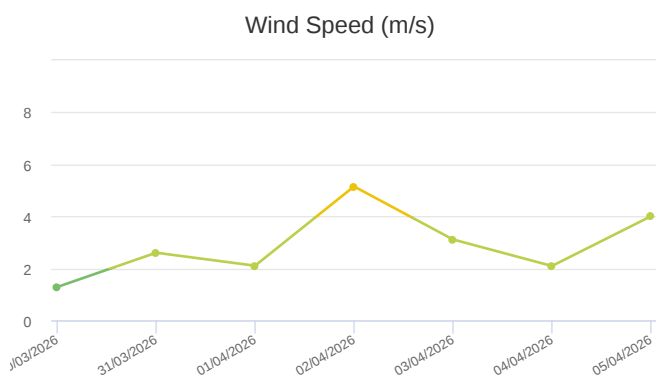
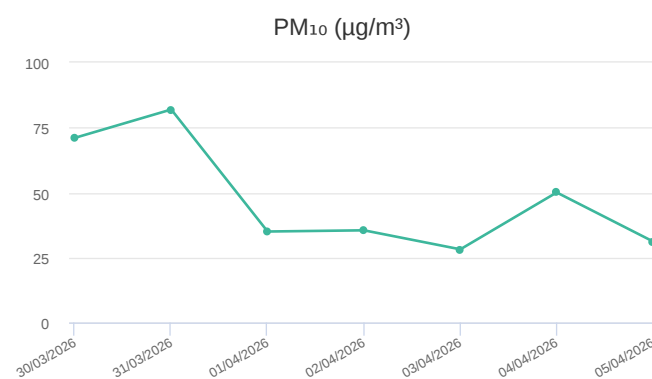
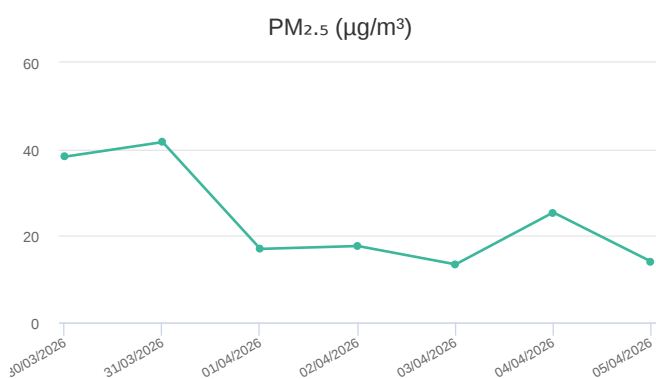
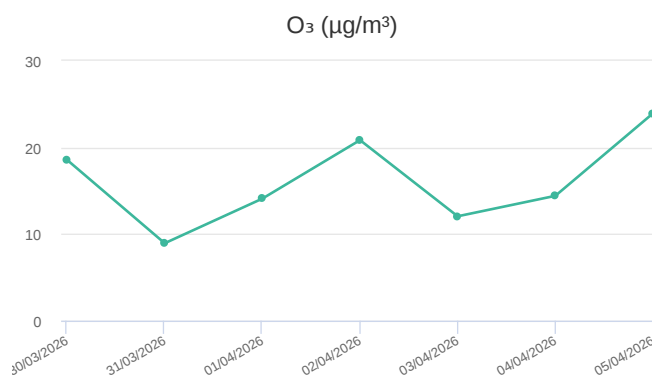
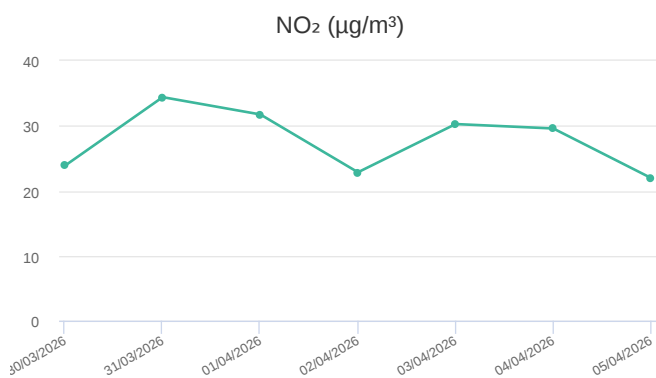
Prezentare generală zilnică: Parametrii indicelui de calitate al aerului (ICA)

	NO ₂ μg/m ³	O ₃ μg/m ³	PM _{2.5} μg/m ³	PM ₁₀ μg/m ³
Average	27.81	16.12	23.93	47.54
Maximum	34.4	23.93	41.64	81.94
Date	31/03/2026	05/04/2026	31/03/2026	31/03/2026
Minimum	21.97	8.94	13.42	28.15
Date	05/04/2026	31/03/2026	03/04/2026	03/04/2026

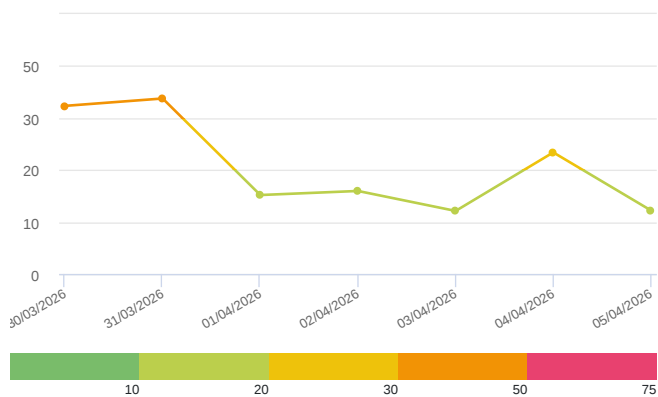
Prezentare generală zilnică: Alți parametri

	Wind Speed m/s	Wind Direction degree	Battery %	CO ppb	SO ₂ ppb	R. Humidity %	PM ₁ μg/m ³	PM ₁₀₀ μg/m ³	Pressure hPa	Temperature °C
Average	2.23	349.6	100	349.18	2.55	74.82	21.58	51.91	1001.78	11.11
Maximum	5.15	14.32	100	371.33	2.67	88.65	37.51	87.06	1008.08	14.59
Date	02/04/2026	02/04/2026	30/03/2026	05/04/2026	03/04/2026	31/03/2026	31/03/2026	31/03/2026	05/04/2026	05/04/2026
Minimum	1.28	238.13	100	326.4	2.5	53.85	12.12	32.37	995.24	7.66
Date	30/03/2026	30/03/2026	30/03/2026	02/04/2026	04/04/2026	05/04/2026	03/04/2026	03/04/2026	03/04/2026	01/04/2026

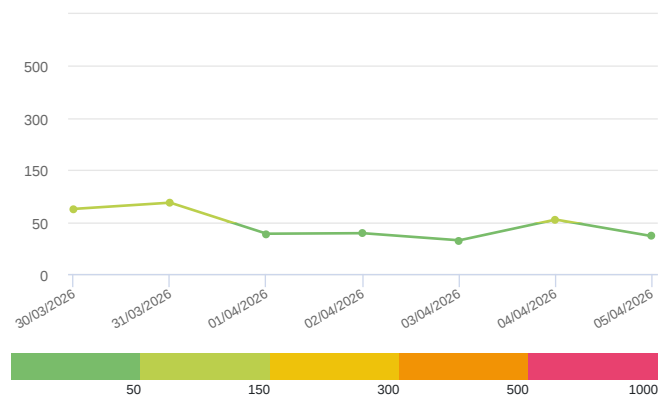
Media zilnică



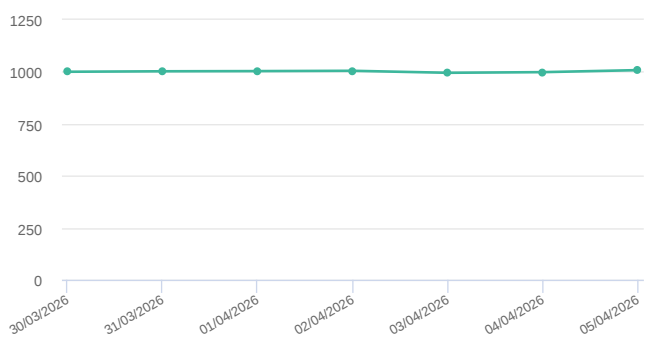
PM₁ (μg/m³)



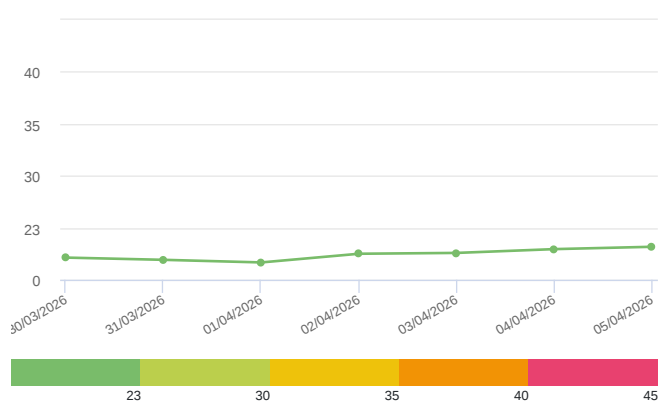
PM₁₀₀ (μg/m³)



Pressure (hPa)

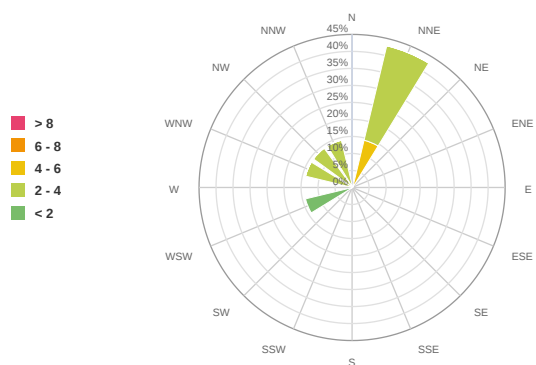


Temperature (°C)

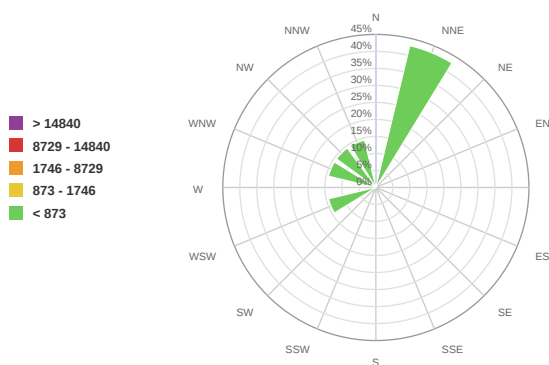


Media zilnică

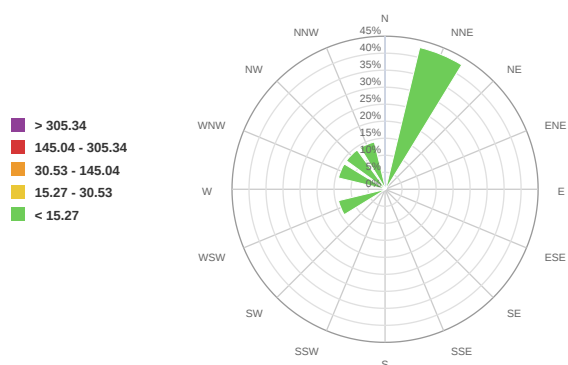
Wind Speed (m/s)



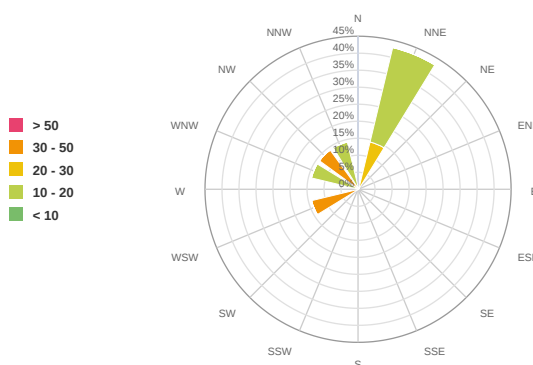
CO (ppb)



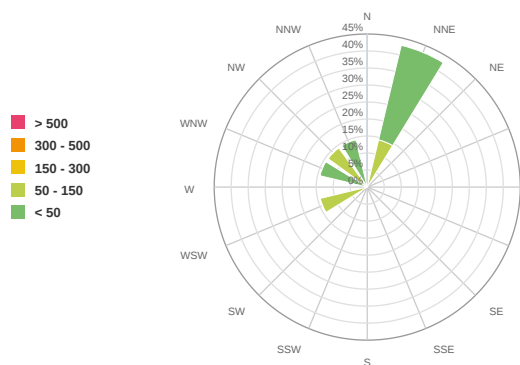
SO₂ (ppb)



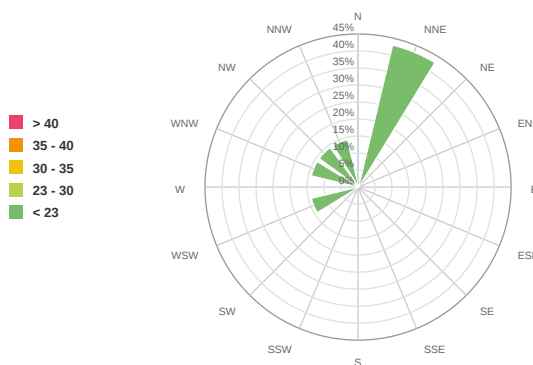
PM₁ (μg/m³)



PM₁₀₀ (μg/m³)



Temperature (°C)



Alerte

No alerts for the selected date and time range

Parametrii indicelui de calitate al aerului (ICA)

Media zilnică

To Date	NO ₂ μg/m ³	O ₃ μg/m ³	PM _{2.5} μg/m ³	PM ₁₀ μg/m ³
30/03/2026, 00:59	23.86	18.56	38.28	71.04
31/03/2026, 00:59	34.4	8.94	41.64	81.94
01/04/2026, 00:59	31.74	14.09	16.99	35
02/04/2026, 00:59	22.84	20.84	17.65	35.46
03/04/2026, 00:59	30.26	12.05	13.42	28.15
04/04/2026, 00:59	29.58	14.41	25.41	50.03
05/04/2026, 00:59	21.97	23.93	14.09	31.17

Alți parametri

Media zilnică

To Date	Wind Speed m/s	Wind Direction degree	Battery %	CO ppb	SO ₂ ppb	R. Humidity %	PM ₁ μg/m ³	PM ₁₀₀ μg/m ³	Pressure HPa	Temperature °C
30/03/2026, 00:59	1.28	238.13	100	345.81	2.55	83.04	34.65	75.08	1000.23	9.8
31/03/2026, 00:59	2.6	311.34	100	336.27	2.57	88.65	37.51	87.06	1002.47	8.8
01/04/2026, 00:59	2.1	294.21	100	339.76	2.56	80.49	15.18	38.7	1003.32	7.66
02/04/2026, 00:59	5.15	14.32	100	326.4	2.52	69.57	15.96	39.18	1004.8	11.5
03/04/2026, 00:59	3.11	31.82	100	356.87	2.67	69.81	12.12	32.37	995.24	11.86
04/04/2026, 00:59	2.09	13.36	100	367.8	2.5	78.34	23.38	54.6	998.35	13.55
05/04/2026, 00:59	4	341.62	100	371.33	2.51	53.85	12.22	36.36	1008.08	14.59

Oizom will not be responsible for Environmental Data accuracy once Validated