

Primaria Gataia (Sala Sport)

WEEKLY AIR-QUALITY REPORT

Timp de la: 29/03/2026, 00:00
Timp până la: 05/04/2026, 00:00

Numele dispozitivului: Primaria Gataia (Sala Sport)
Locația dispozitivului: Strada Înfrățirii 110, Gătaia 307185, Romania

Parametrii: NO₂ , O₃ , PM_{2.5} , PM₁₀ , Wind Speed , Wind Direction , CO , SO₂ , R. Humidity , PM₁ , PM₁₀₀ , Pressure , Temperature

Primaria Gataia (Sala Sport)
Strada Înfrățirii 110, Gătaia 307185,
Romania



Media indicelui de calitate al aerului (ICA): 65

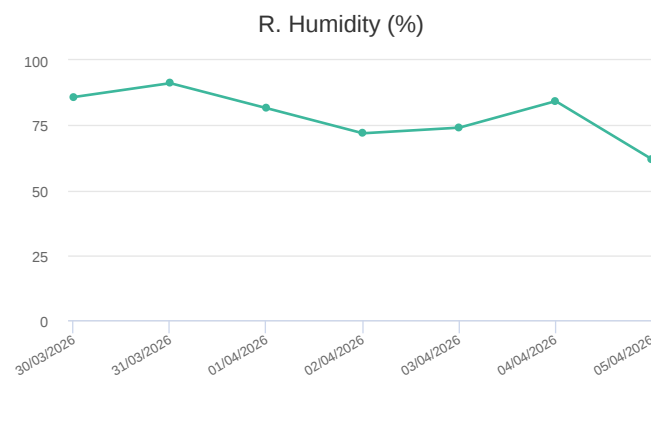
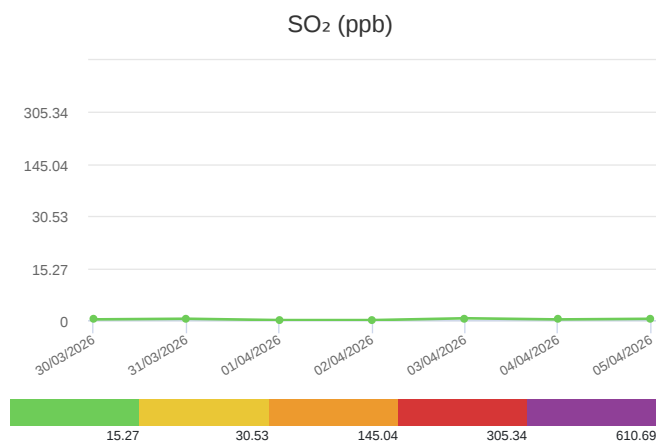
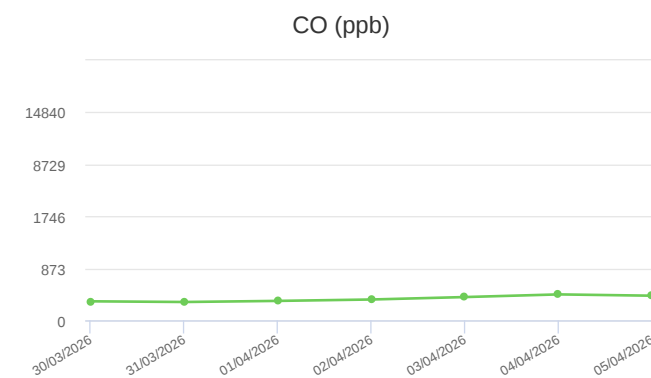
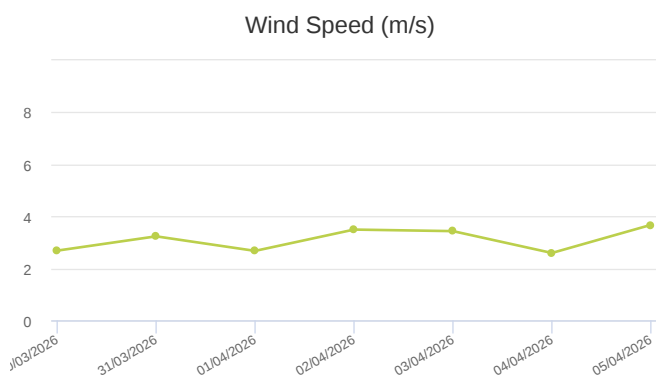
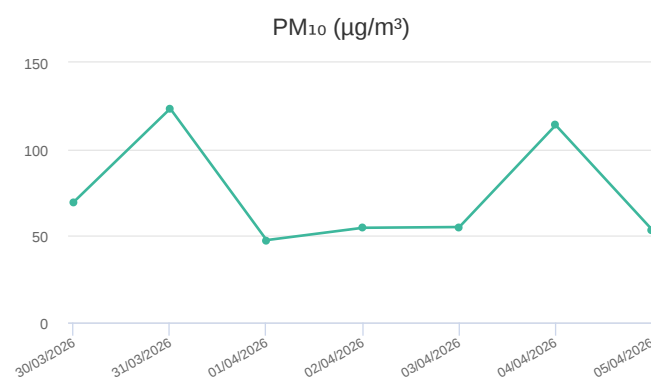
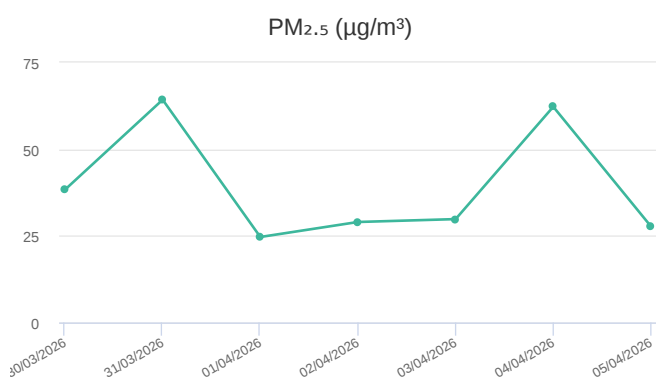
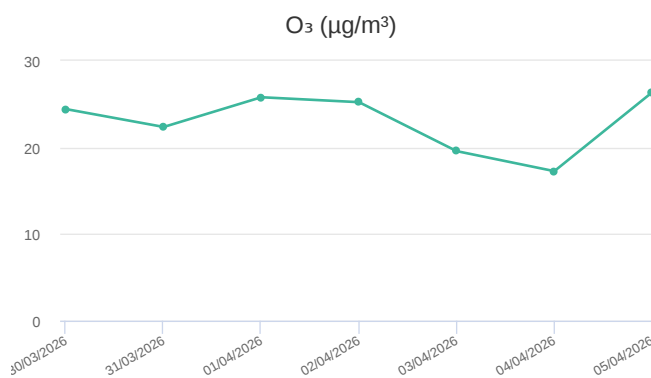
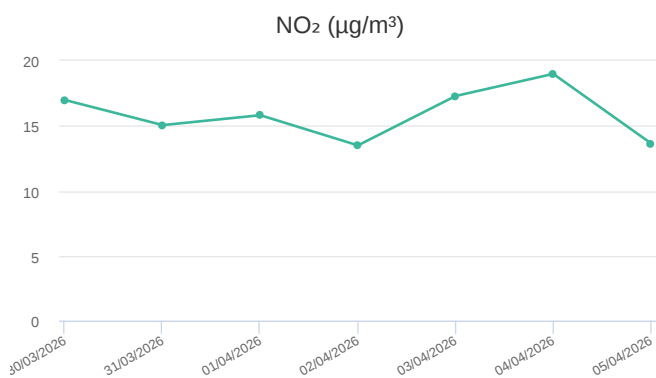
Prezentare generală zilnică: Parametrii indicelui de calitate al aerului (ICA)

	NO ₂ μg/m ³	O ₃ μg/m ³	PM _{2.5} μg/m ³	PM ₁₀ μg/m ³
Average	15.89	22.99	39.44	73.98
Maximum	18.99	26.34	64.28	123.44
Date	04/04/2026	05/04/2026	31/03/2026	31/03/2026
Minimum	13.49	17.26	24.67	47.54
Date	02/04/2026	04/04/2026	01/04/2026	01/04/2026

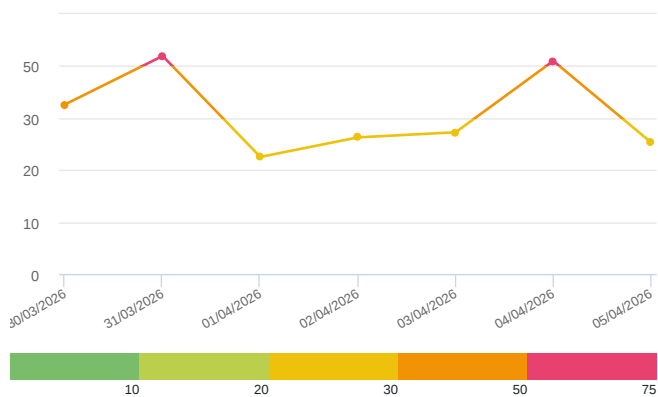
Prezentare generală zilnică: Alți parametri

	Wind Speed m/s	Wind Direction degree	Battery %	CO ppb	SO ₂ ppb	R. Humidity %	PM ₁ μg/m ³	PM ₁₀₀ μg/m ³	Pressure hPa	Temperature °C
Average	1.5	331.76	100	362.7	0.15	78.64	34.84	78.61	1000.24	10.92
Maximum	3.67	339.46	100	434.93	0.53	91.15	54.83	131.04	1006.54	15.52
Date	05/04/2026	05/04/2026	30/03/2026	04/04/2026	03/04/2026	31/03/2026	31/03/2026	31/03/2026	05/04/2026	05/04/2026
Minimum	2.59	5.4	100	307.33	0	61.86	22.51	51.34	993.31	7.79
Date	04/04/2026	04/04/2026	30/03/2026	31/03/2026	01/04/2026	05/04/2026	01/04/2026	01/04/2026	03/04/2026	01/04/2026

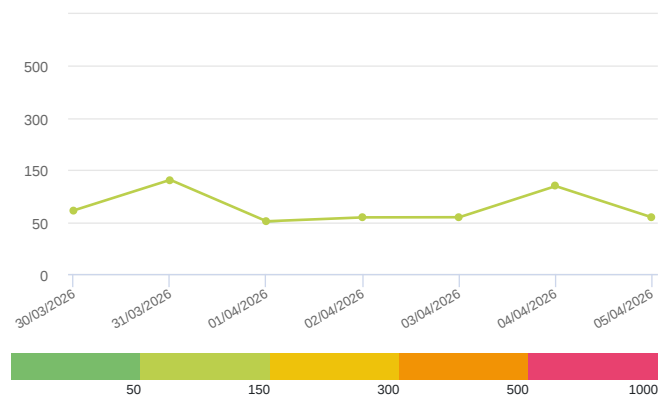
Media zilnică



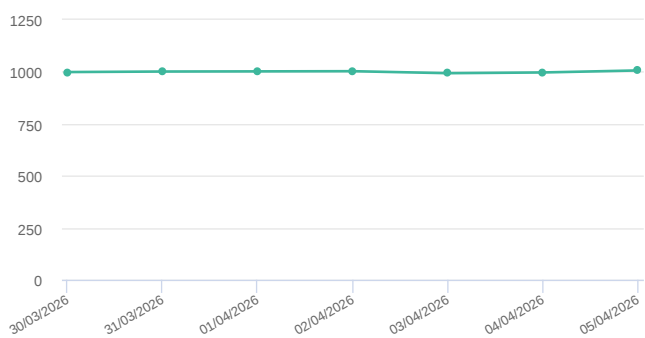
PM₁ (μg/m³)



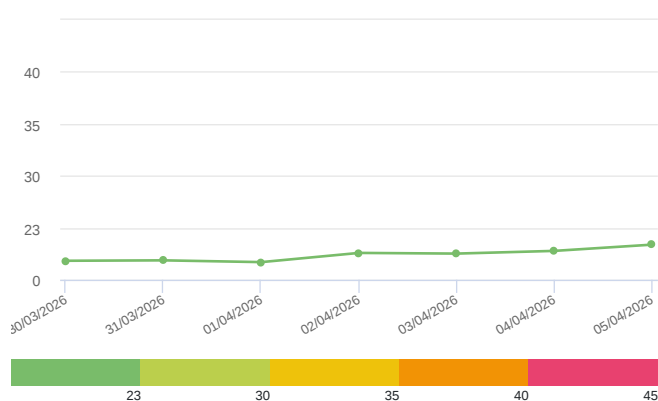
PM₁₀₀ (μg/m³)



Pressure (hPa)

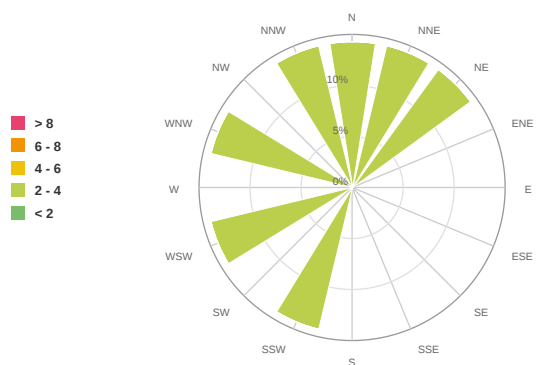


Temperature (°C)

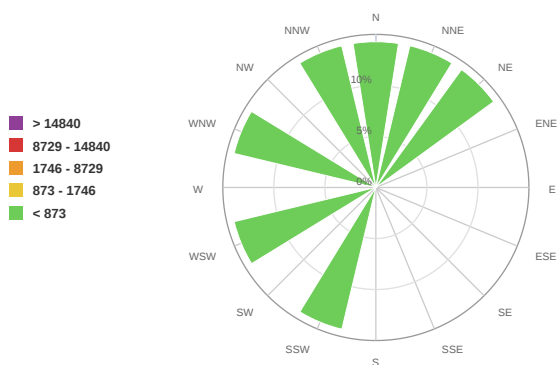


Media zilnică

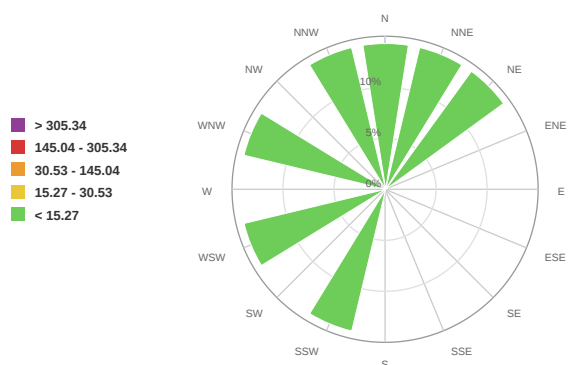
Wind Speed (m/s)



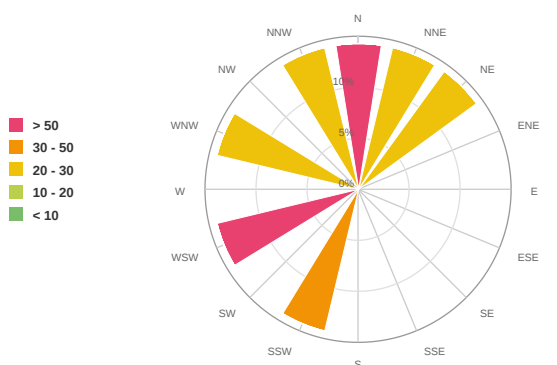
CO (ppb)



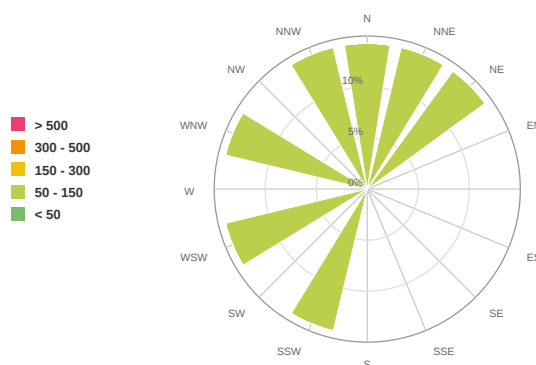
SO₂ (ppb)



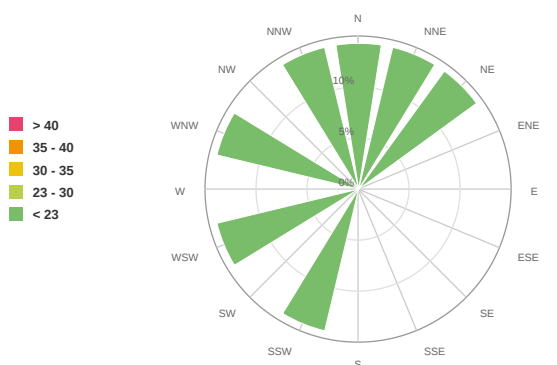
PM₁ (μg/m³)



PM₁₀₀ (μg/m³)



Temperature (°C)



Alerte

No alerts for the selected date and time range

Parametrii indicelui de calitate al aerului (ICA)

Media zilnică

To Date	NO ₂ μg/m ³	O ₃ μg/m ³	PM _{2.5} μg/m ³	PM ₁₀ μg/m ³
30/03/2026, 00:59	16.98	24.42	38.33	69.64
31/03/2026, 00:59	15.05	22.36	64.28	123.44
01/04/2026, 00:59	15.81	25.79	24.67	47.54
02/04/2026, 00:59	13.49	25.22	29	54.66
03/04/2026, 00:59	17.29	19.57	29.83	55.09
04/04/2026, 00:59	18.99	17.26	62.25	113.9
05/04/2026, 00:59	13.65	26.34	27.74	53.57

Alți parametri

Media zilnică

To Date	Wind Speed m/s	Wind Direction degree	Battery %	CO ppb	SO ₂ ppb	R. Humidity %	PM ₁ μg/m ³	PM ₁₀₀ μg/m ³	Pressure HPa	Temperature °C
30/03/2026, 00:59	2.68	207.78	100	318.91	0.21	85.81	35.21	72.28	998.77	8.4
31/03/2026, 00:59	3.23	246.2	100	307.33	0.39	91.15	54.83	131.04	1001.3	8.57
01/04/2026, 00:59	2.67	285.68	100	325.59	0	81.54	22.51	51.34	1002.04	7.79
02/04/2026, 00:59	3.49	14.44	100	348.95	0	71.87	26.27	58.76	1002.9	11.86
03/04/2026, 00:59	3.43	35.73	100	389.86	0.53	74.04	27.25	59.06	993.31	11.57
04/04/2026, 00:59	2.59	5.4	100	434.93	0.2	84.24	52.46	118.99	996.82	12.76
05/04/2026, 00:59	3.67	339.46	100	413.36	0.38	61.86	25.32	58.78	1006.54	15.52

Oizom will not be responsible for Environmental Data accuracy once Validated