

# Primaria Gataia ( Sala Sport )

## WEEKLY AIR-QUALITY REPORT

Timp de la: **15/03/2026, 00:00**  
Timp până la: **22/03/2026, 00:00**

Numele dispozitivului: **Primaria Gataia ( Sala Sport )**  
Locația dispozitivului: **Strada Înfrățirii 110, Gătaia 307185, Romania**

Parametrii: **CAQI , NO<sub>2</sub> , O<sub>3</sub> , PM<sub>2.5</sub> , PM<sub>10</sub> , Wind Speed , Wind Direction , CO , SO<sub>2</sub> , R. Humidity , PM<sub>1</sub> , PM<sub>100</sub> , Pressure , Temperature**

Primaria Gataia ( Sala Sport )  
Strada Înfrățirii 110, Gătaia 307185,  
Romania



Media indicelui de calitate al aerului (ICA): **56**

Prezentare generală zilnică: Parametrii indicelui de calitate al aerului (ICA)

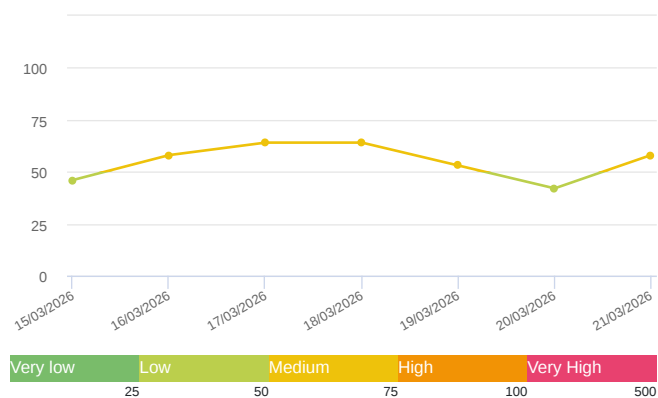
	CAQI AQI	NO <sub>2</sub> μg/m <sup>3</sup>	O <sub>3</sub> μg/m <sup>3</sup>	PM <sub>2.5</sub> μg/m <sup>3</sup>	PM <sub>10</sub> μg/m <sup>3</sup>
<b>Average</b>	56	17.58	28.43	25.03	58.22
<b>Maximum</b>	64	22.94	37.88	29.59	71.56
<b>Date</b>	17/03/2026	21/03/2026	15/03/2026	21/03/2026	18/03/2026
<b>Minimum</b>	42	8.52	23.08	18.98	41.62
<b>Date</b>	20/03/2026	15/03/2026	17/03/2026	20/03/2026	20/03/2026

## Prezentare generală zilnică: Alți parametri

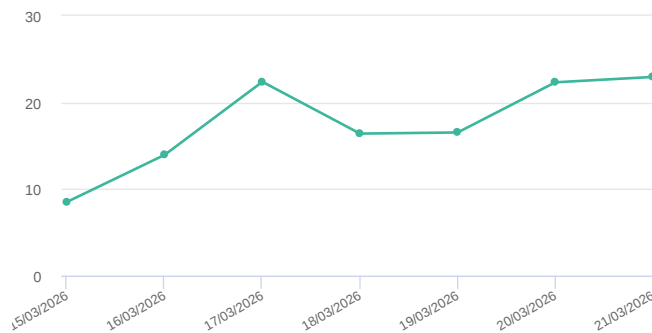
	Wind Speed m/s	Wind Direction degree	Battery %	CO ppb	SO <sub>2</sub> ppb	R. Humidity %	PM <sub>1</sub> μg/m <sup>3</sup>	PM <sub>100</sub> μg/m <sup>3</sup>	Pressure hPa	Temperature °C
<b>Average</b>	0.89	66.7	100	415.21	0	50.45	21.58	68.79	1004.46	11.14
<b>Maximum</b>	2.18	37.87	100	501	0.46	54.29	26.15	85.1	1007.77	12.33
<b>Date</b>	19/03/2026	19/03/2026	15/03/2026	21/03/2026	16/03/2026	19/03/2026	21/03/2026	18/03/2026	18/03/2026	15/03/2026
<b>Minimum</b>	0.42	204.41	100	364.55	0	47.59	16.6	50.13	999.46	8.8
<b>Date</b>	16/03/2026	16/03/2026	15/03/2026	15/03/2026	17/03/2026	15/03/2026	20/03/2026	20/03/2026	15/03/2026	19/03/2026

Media zilnică

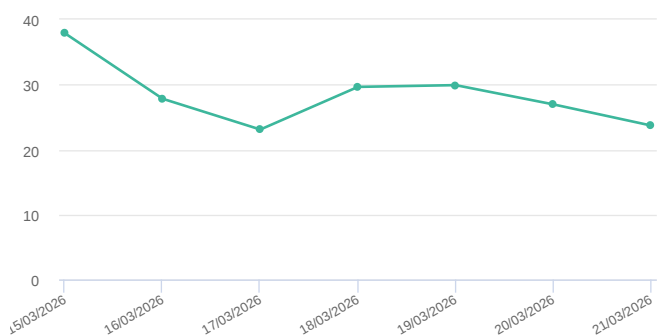
CAQI (AQI)



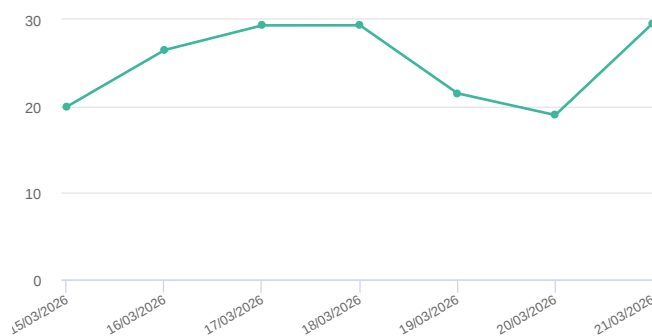
NO<sub>2</sub> (μg/m<sup>3</sup>)



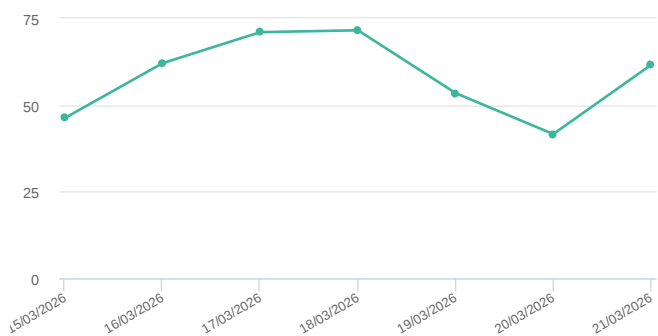
O<sub>3</sub> (μg/m<sup>3</sup>)



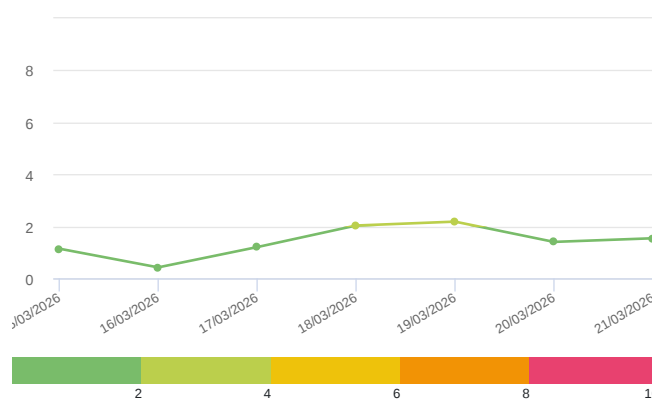
PM<sub>2.5</sub> (μg/m<sup>3</sup>)



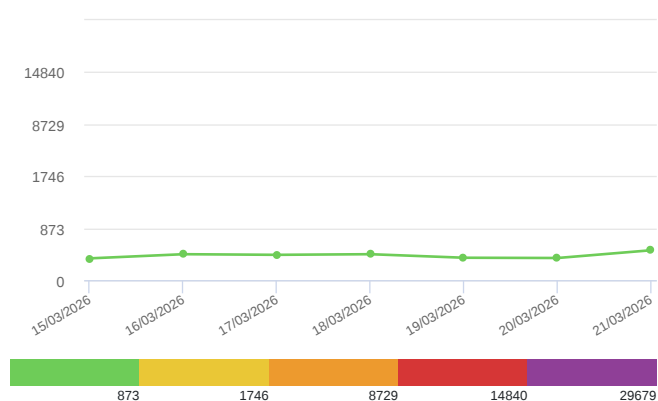
PM<sub>10</sub> (μg/m<sup>3</sup>)



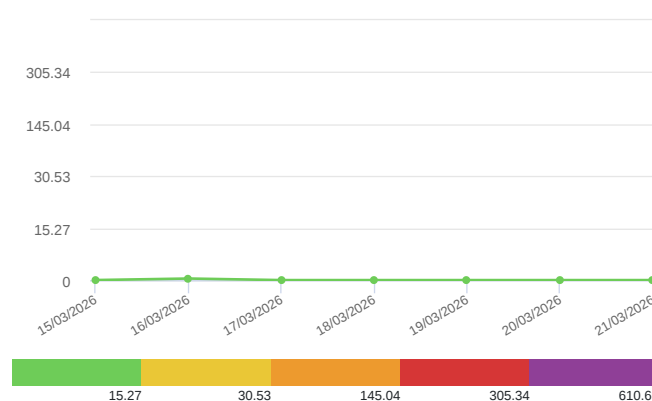
Wind Speed (m/s)

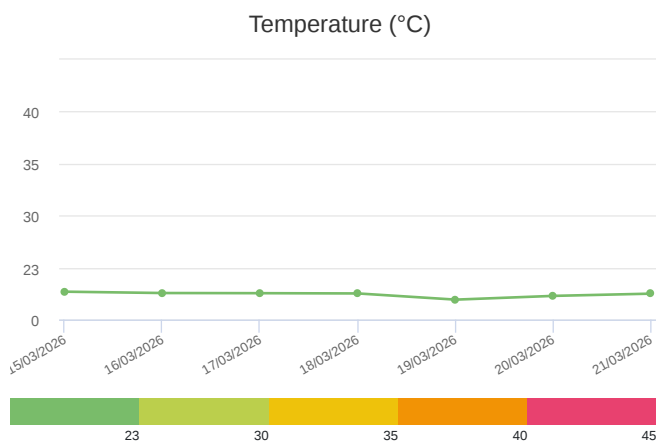
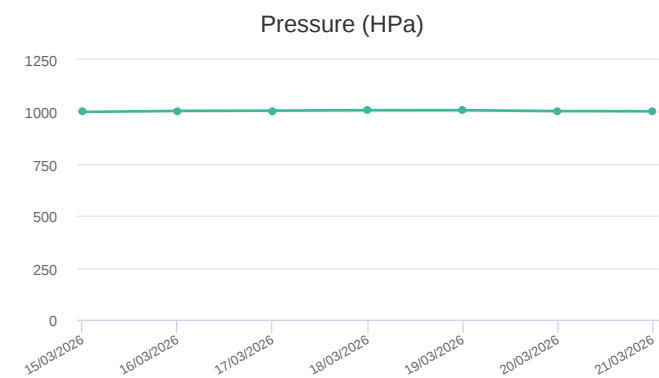
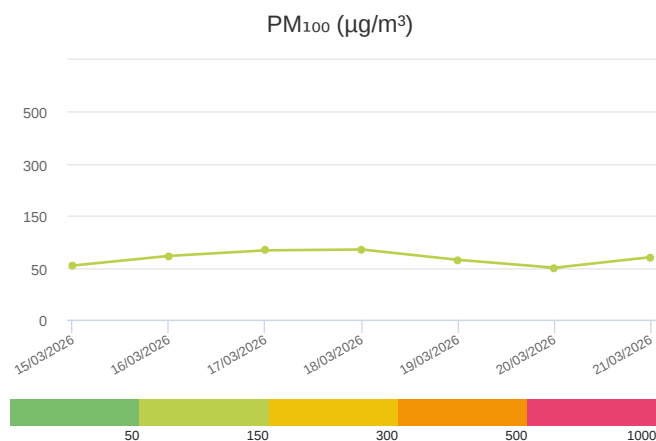
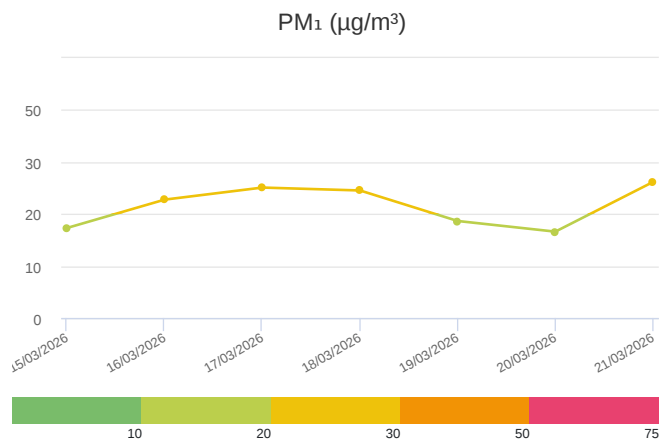
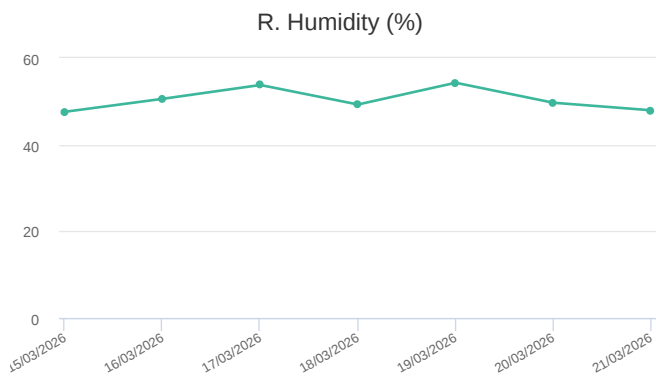


CO (ppb)



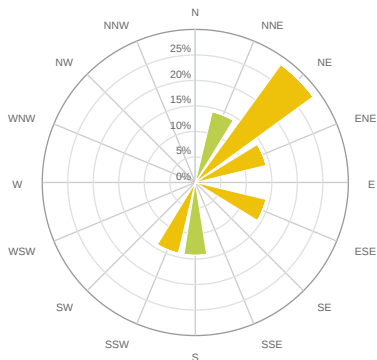
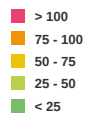
SO<sub>2</sub> (ppb)



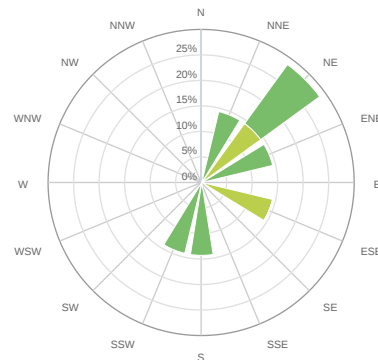


Media zilnică

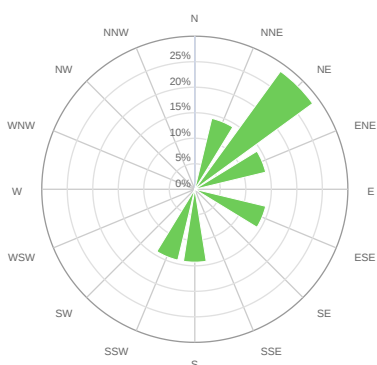
CAQI (AQI)



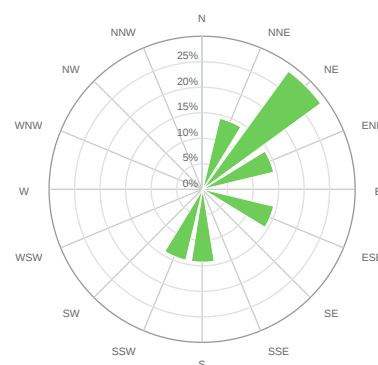
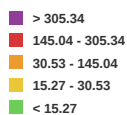
Wind Speed (m/s)



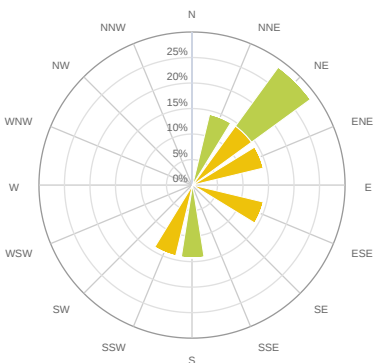

CO (ppb)



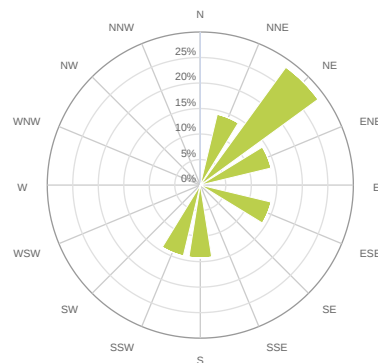
SO<sub>2</sub> (ppb)



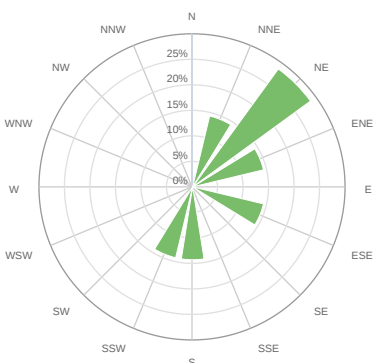

PM<sub>1</sub> (μg/m<sup>3</sup>)



PM<sub>100</sub> (μg/m<sup>3</sup>)



Temperature (°C)



---

## Alerte

---

No alerts for the selected date and time range

## Parametrii indicelui de calitate al aerului (ICA)

Media zilnică

To Date	CAQI AQI	NO <sub>2</sub> μg/m <sup>3</sup>	O <sub>3</sub> μg/m <sup>3</sup>	PM <sub>2.5</sub> μg/m <sup>3</sup>	PM <sub>10</sub> μg/m <sup>3</sup>
15/03/2026, 23:59	46	8.52	37.88	19.96	46.27
16/03/2026, 23:59	58	13.95	27.81	26.49	62.08
17/03/2026, 23:59	64	22.38	23.08	29.33	71.02
18/03/2026, 23:59	64	16.4	29.64	29.34	71.56
19/03/2026, 23:59	53	16.53	29.91	21.48	53.43
20/03/2026, 23:59	42	22.32	26.95	18.98	41.62
21/03/2026, 23:59	58	22.94	23.7	29.59	61.55

## Alți parametri

Media zilnică

To Date	Wind Speed m/s	Wind Direction degree	Battery %	CO ppb	SO <sub>2</sub> ppb	R. Humidity %	PM <sub>1</sub> μg/m <sup>3</sup>	PM <sub>100</sub> μg/m <sup>3</sup>	Pressure HPa	Temperature °C
15/03/2026, 23:59	1.14	174.82	100	364.55	0.01	47.59	17.31	54.29	999.46	12.33
16/03/2026, 23:59	0.42	204.41	100	434.93	0.46	50.58	22.76	72.82	1004.41	11.73
17/03/2026, 23:59	1.2	38.62	100	424.1	0	53.77	25.08	83.5	1005.71	11.66
18/03/2026, 23:59	2.03	109.09	100	434.63	0	49.27	24.52	85.1	1007.77	11.54
19/03/2026, 23:59	2.18	37.87	100	375.81	0	54.29	18.65	65.24	1007.7	8.8
20/03/2026, 23:59	1.4	14.27	100	371.43	0	49.68	16.6	50.13	1003.44	10.47
21/03/2026, 23:59	1.54	66.13	100	501	0	47.94	26.15	70.46	1002.71	11.45

Oizom will not be responsible for Environmental Data accuracy once Validated