

Primaria Gataia (Sala Sport)

WEEKLY AIR-QUALITY REPORT

Timp de la: **03/05/2026, 00:00**
Timp până la: **10/05/2026, 00:00**

Numele dispozitivului: **Primaria Gataia (Sala Sport)**
Locația dispozitivului: **Strada Înfrățirii 110, Gătaia 307185, Romania**

Parametrii: **CAQI , PM₁₀ , PM_{2.5} , NO₂ , O₃ , CO , Temperature , Wind Speed , Wind Direction , SO₂ , R. Humidity , PM₁ , PM₁₀₀ , Pressure**

Primaria Gataia (Sala Sport)
Strada Înfrățirii 110, Gătaia 307185,
Romania



Media indicelui de calitate al aerului (ICA): **23**

Prezentare generală zilnică: Parametrii indicelui de calitate al aerului (ICA)

	CAQI AQI	PM ₁₀ μg/m ³	PM _{2.5} μg/m ³	NO ₂ μg/m ³	O ₃ μg/m ³
Average	23	23.1	10.26	14.31	34.29
Maximum	29	27.76	13.59	19.33	40.7
Date	04/05/2026	04/05/2026	09/05/2026	07/05/2026	06/05/2026
Minimum	17	17.18	6.29	11.33	26.24
Date	06/05/2026	06/05/2026	06/05/2026	03/05/2026	09/05/2026

The data shown above is based on Media zilnică .

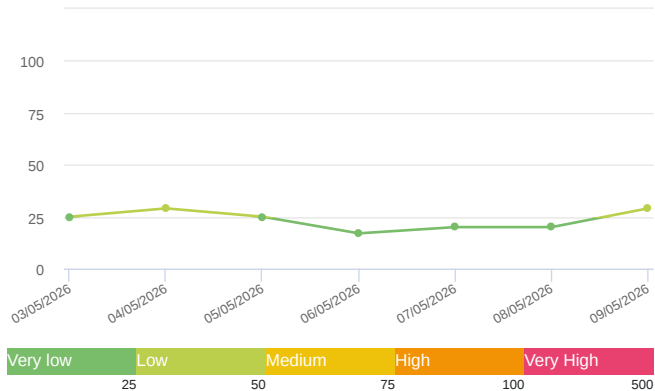
Prezentare generală zilnică: Alți parametri

	CO ppb	Temperature °C	Wind Speed m/s	Wind Direction degree	Battery %	SO ₂ ppb	R. Humidity %	PM ₁ μg/m ³	PM ₁₀₀ μg/m ³	Pressure HPa
Average	316.8	19.77	0.39	185.15	100	0.69	54.31	8.64	28.36	1004.38
Maximum	339.02	22.51	2	176.05	100	0.95	64.6	11.88	34.99	1009.19
Date	04/05/2026	08/05/2026	05/05/2026	05/05/2026	03/05/2026	05/05/2026	07/05/2026	09/05/2026	04/05/2026	03/05/2026
Minimum	301.39	15.94	0.54	356.95	100	0.02	47.88	4.93	23.12	1001.21
Date	07/05/2026	03/05/2026	03/05/2026	03/05/2026	03/05/2026	07/05/2026	03/05/2026	06/05/2026	06/05/2026	06/05/2026

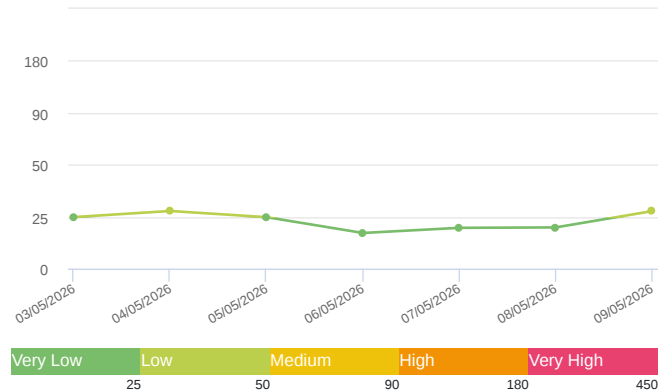
The data shown above is based on Media zilnică .

Media zilnică

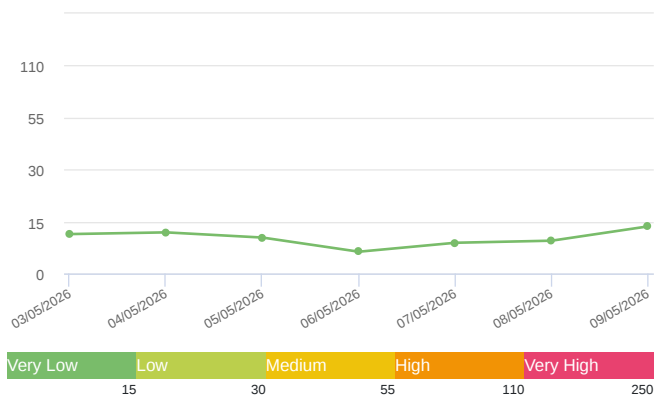
CAQI (AQI)



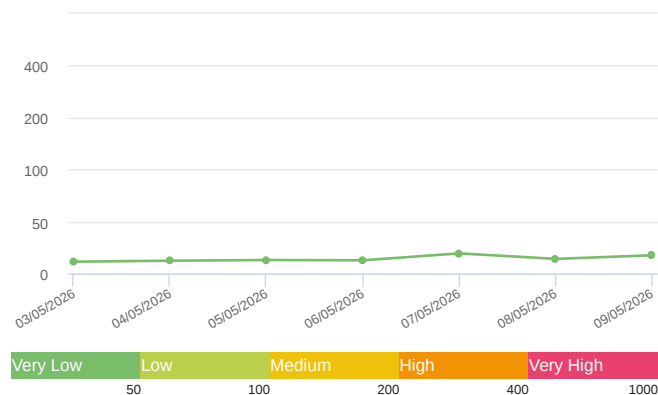
PM₁₀ (μg/m³)



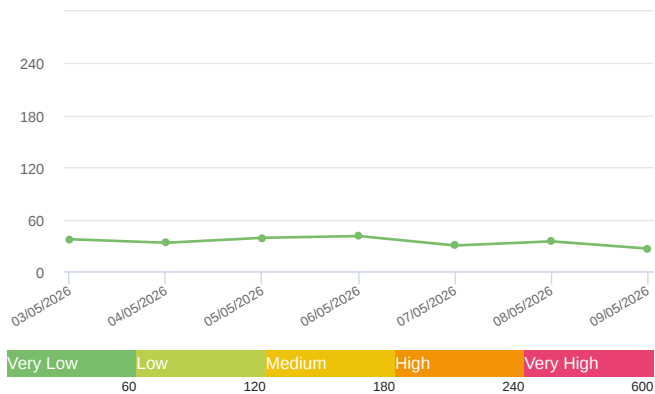
PM_{2.5} (μg/m³)



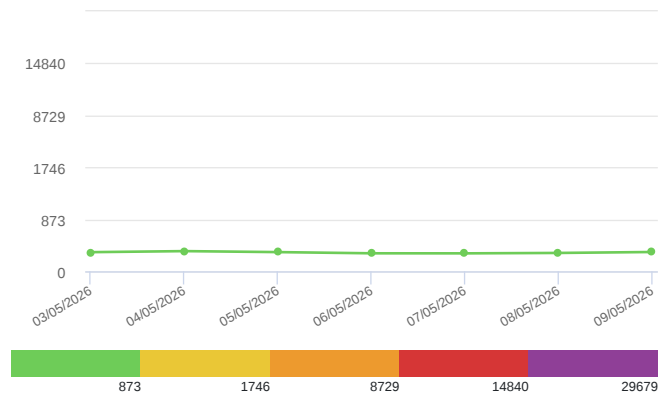
NO₂ (μg/m³)



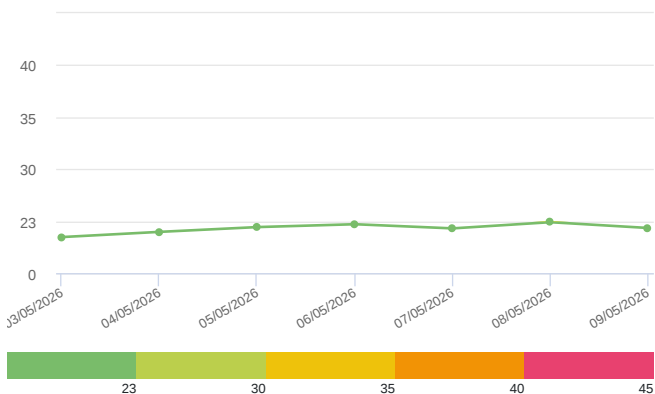
O₃ (μg/m³)



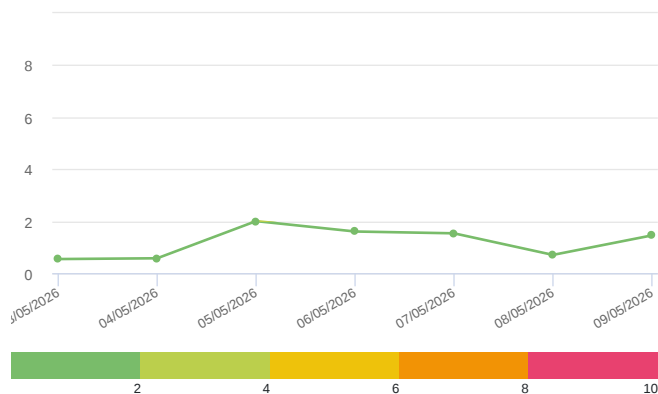
CO (ppb)



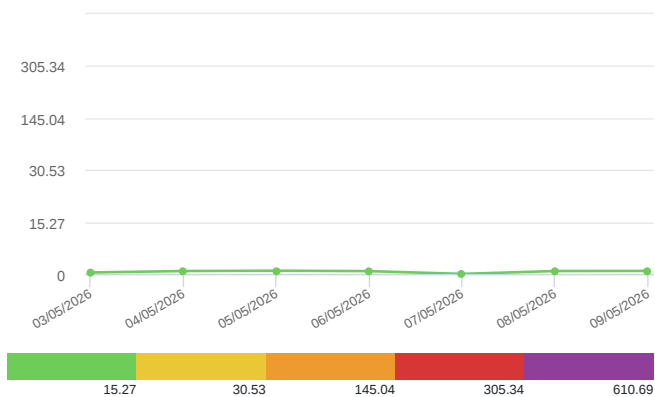
Temperature (°C)



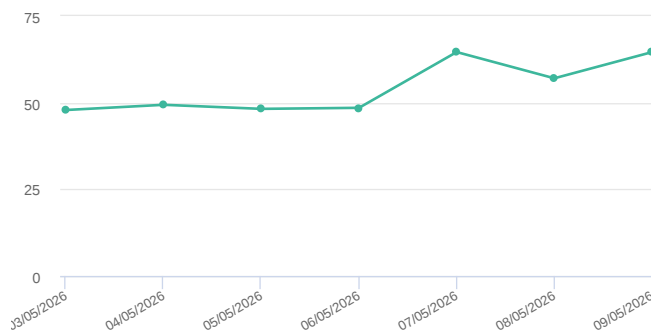
Wind Speed (m/s)



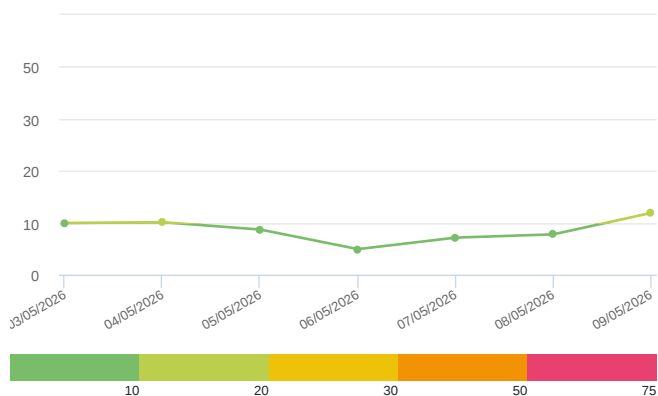
SO₂ (ppb)



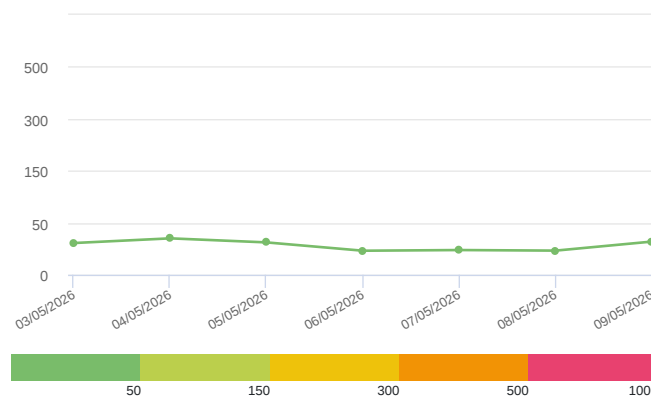
R. Humidity (%)



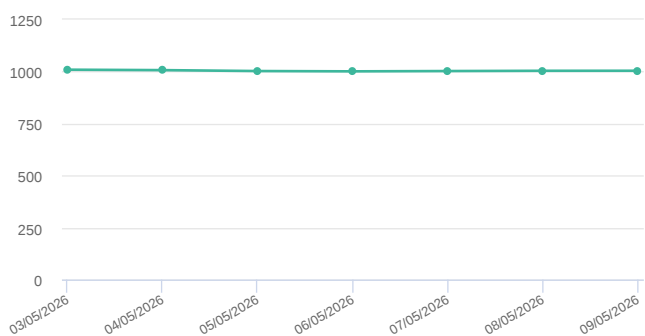
PM₁ (μg/m³)



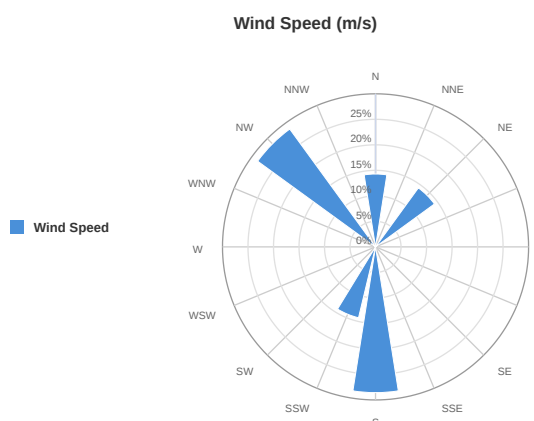
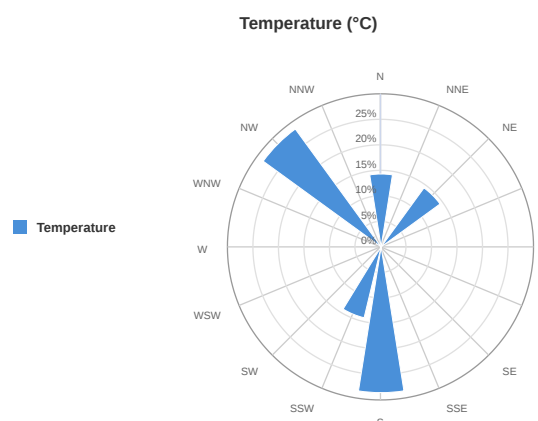
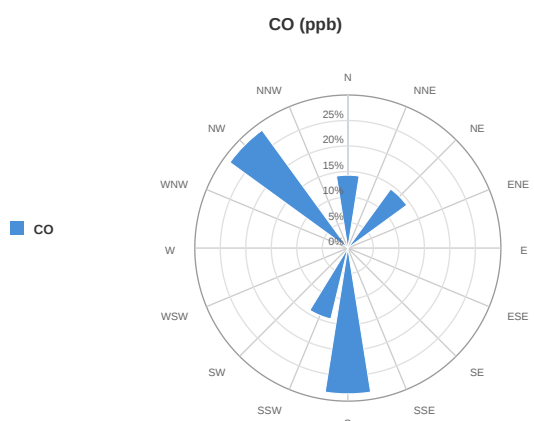
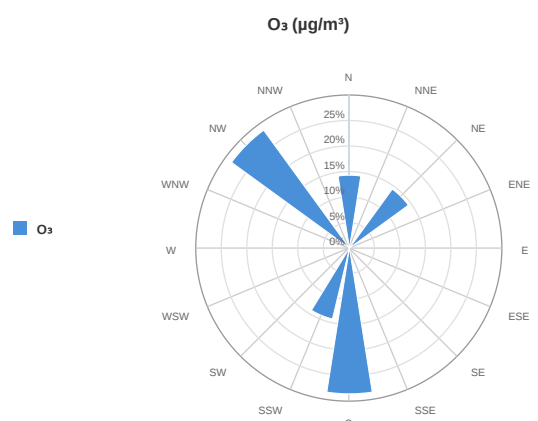
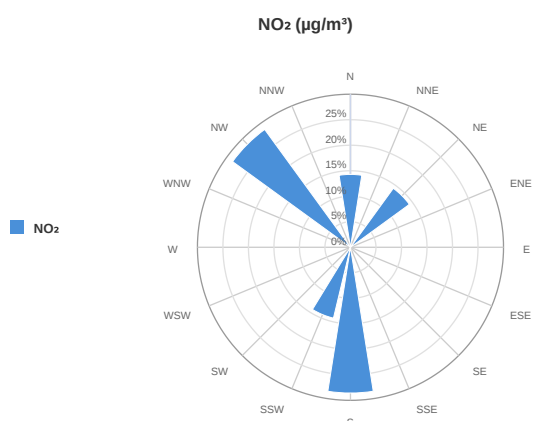
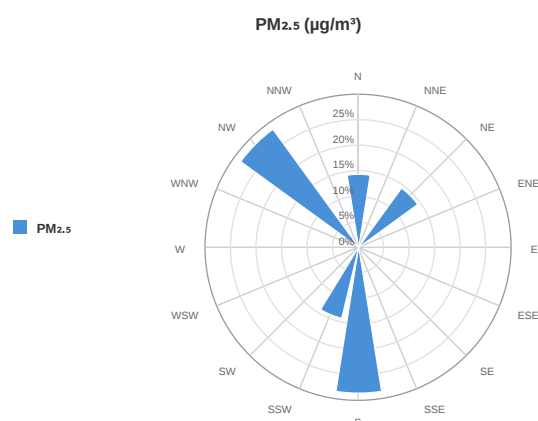
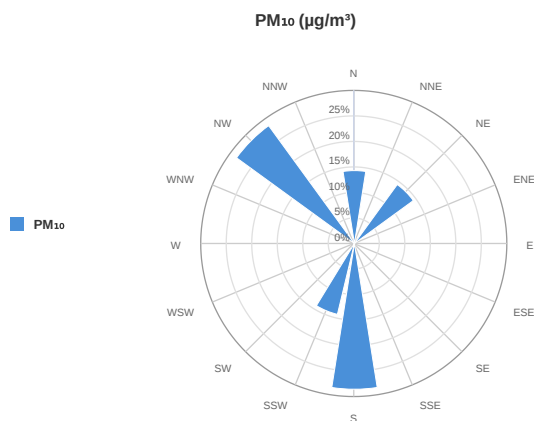
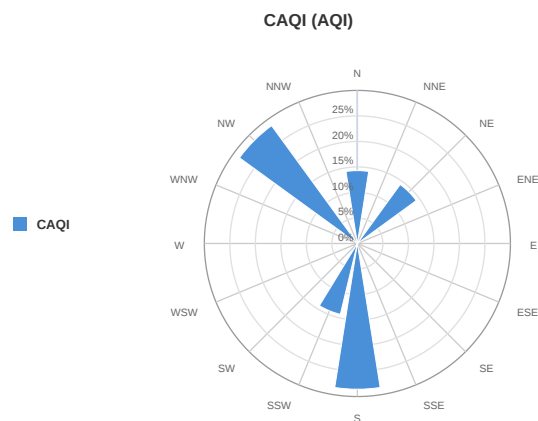
PM₁₀₀ (μg/m³)



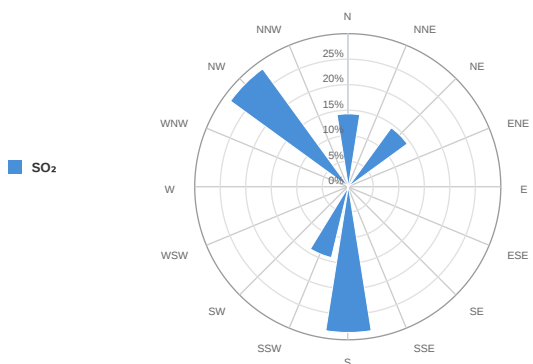
Pressure (hPa)



Media zilnică

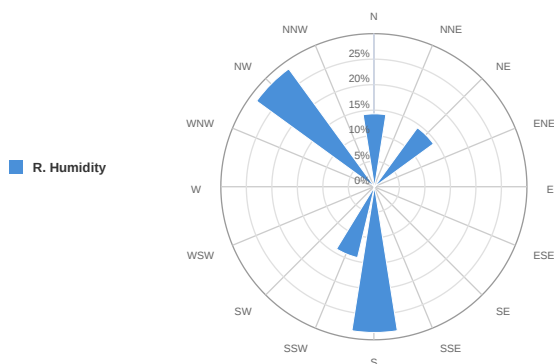


SO₂ (ppb)



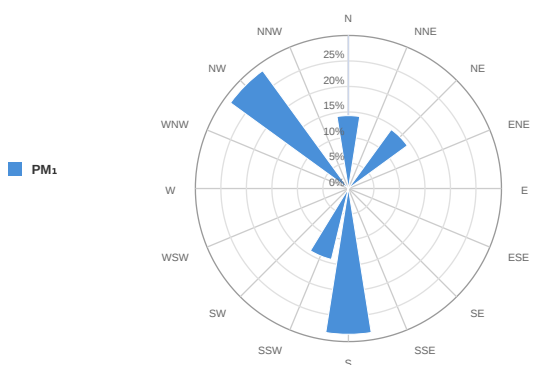
■ SO₂

R. Humidity (%)



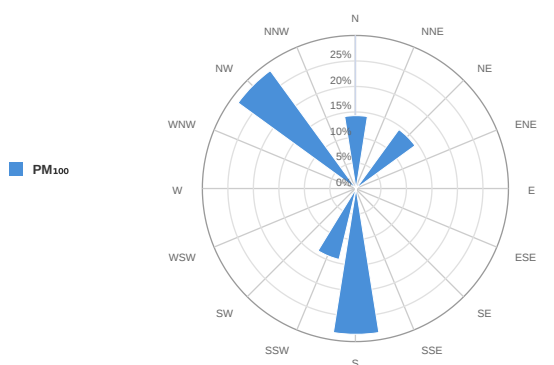
■ R. Humidity

PM₁ (μg/m³)



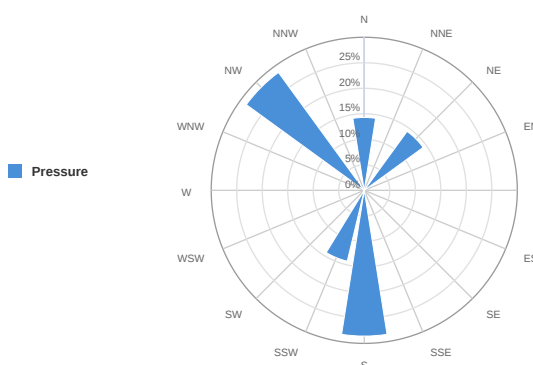
■ PM₁

PM₁₀₀ (μg/m³)



■ PM₁₀₀

Pressure (HPa)



■ Pressure

Alerte

No alerts for the selected date and time range

Parametrii indicelui de calitate al aerului (ICA)

Media zilnică

To Date	CAQI AQI	PM ₁₀ μg/m ³	PM _{2.5} μg/m ³	NO ₂ μg/m ³	O ₃ μg/m ³
03/05/2026, 23:59	25	24.82	11.37	11.33	37.05
04/05/2026, 23:59	29	27.76	11.87	12.3	32.96
05/05/2026, 23:59	25	24.78	10.37	12.93	38.63
06/05/2026, 23:59	17	17.18	6.29	12.69	40.7
07/05/2026, 23:59	20	19.66	8.86	19.33	29.84
08/05/2026, 23:59	20	19.84	9.47	14.05	34.58
09/05/2026, 23:59	29	27.67	13.59	17.51	26.24

Alți parametri

Media zilnică

To Date	CO ppb	Temperature °C	Wind Speed m/s	Wind Direction degree	Battery %	SO ₂ ppb	R. Humidity %	PM ₁ μg/m ³	PM ₁₀₀ μg/m ³	Pressure HPa
03/05/2026, 23:59	321.34	15.94	0.54	356.95	100	0.43	47.88	9.96	30.49	1009.19
04/05/2026, 23:59	339.02	18.23	0.57	308.92	100	0.85	49.38	10.11	34.99	1007.06
05/05/2026, 23:59	322.07	20.36	2	176.05	100	0.95	48.21	8.69	31.1	1002.66
06/05/2026, 23:59	301.68	21.63	1.6	178.71	100	0.82	48.51	4.93	23.12	1001.21
07/05/2026, 23:59	301.39	19.77	1.53	199.18	100	0.02	64.6	7.14	23.74	1002.63
08/05/2026, 23:59	307.88	22.51	0.7	311.36	100	0.86	57.03	7.77	23.2	1003.87
09/05/2026, 23:59	324.22	19.97	1.45	48.33	100	0.88	64.58	11.88	31.9	1004.06

Oizom will not be responsible for Environmental Data accuracy once Validated