

# Primaria Gataia ( Sala Sport )

## WEEKLY AIR-QUALITY REPORT

Timp de la: **19/04/2026, 00:00**  
Timp până la: **26/04/2026, 00:00**

Numele dispozitivului: **Primaria Gataia ( Sala Sport )**  
Locația dispozitivului: **Strada Înfrățirii 110, Gătaia 307185, Romania**

Parametrii: **CAQI , PM<sub>10</sub> , PM<sub>2.5</sub> , NO<sub>2</sub> , O<sub>3</sub> , CO , Temperature , Wind Speed , Wind Direction , SO<sub>2</sub> , R. Humidity , PM<sub>1</sub> , PM<sub>100</sub> , Pressure**

Primaria Gataia ( Sala Sport )  
Strada Înfrățirii 110, Gătaia 307185,  
Romania



Media indicelui de calitate al aerului (ICA): **31**

Prezentare generală zilnică: Parametrii indicelui de calitate al aerului (ICA)

|                | CAQI<br>AQI | PM <sub>10</sub><br>μg/m <sup>3</sup> | PM <sub>2.5</sub><br>μg/m <sup>3</sup> | NO <sub>2</sub><br>μg/m <sup>3</sup> | O <sub>3</sub><br>μg/m <sup>3</sup> |
|----------------|-------------|---------------------------------------|--|--------------------------------------|-------------------------------------|
| <b>Average</b> | 31          | 29.84                                 | 13.19                                  | 13.36                                | 31.05                               |
| <b>Maximum</b> | 36          | 35.12                                 | 16.24                                  | 16.33                                | 34.77                               |
| <b>Date</b>    | 22/04/2026  | 22/04/2026                            | 22/04/2026                             | 20/04/2026                           | 25/04/2026                          |
| <b>Minimum</b> | 24          | 24.1                                  | 10.75                                  | 12.41                                | 26.43                               |
| <b>Date</b>    | 20/04/2026  | 20/04/2026                            | 20/04/2026                             | 22/04/2026                           | 20/04/2026                          |

The data shown above is based on Media zilnică .

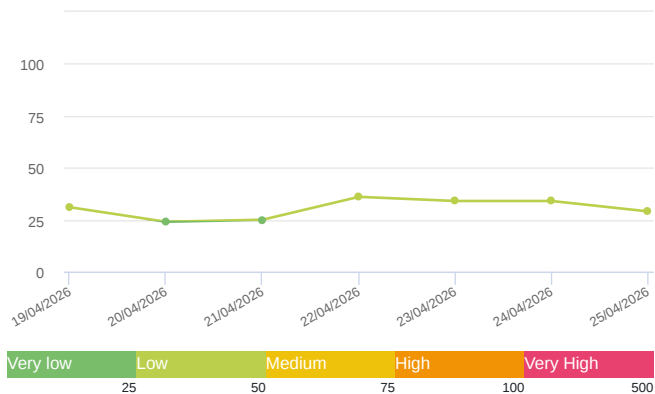
## Prezentare generală zilnică: Alți parametri

|                | CO<br>ppb  | Temperature<br>°C | Wind Speed<br>m/s | Wind Direction<br>degree | Battery<br>% | SO <sub>2</sub><br>ppb | R. Humidity<br>% | PM <sub>1</sub><br>μg/m <sup>3</sup> | PM <sub>100</sub><br>μg/m <sup>3</sup> | Pressure<br>HPa |
|----------------|------------|-------------------|-------------------|--------------------------|--------------|------------------------|------------------|--------------------------------------|--|-----------------|
| <b>Average</b> | 333.02     | 14.38             | 1.52              | 304.47                   | 100          | 0.32                   | 57.07            | 11.48                                | 36.75                                  | 1003.66         |
| <b>Maximum</b> | 354.2      | 17.25             | 3.64              | 349.43                   | 100          | 1.04                   | 65.97            | 14.25                                | 42.83                                  | 1005.83         |
| <b>Date</b>    | 25/04/2026 | 25/04/2026        | 22/04/2026        | 22/04/2026               | 19/04/2026   | 19/04/2026             | 20/04/2026       | 22/04/2026                           | 24/04/2026                             | 22/04/2026      |
| <b>Minimum</b> | 294.7      | 11.72             | 0.63              | 335.08                   | 100          | 0                      | 52.68            | 9.35                                 | 28.48                                  | 1001.68         |
| <b>Date</b>    | 21/04/2026 | 22/04/2026        | 19/04/2026        | 19/04/2026               | 19/04/2026   | 22/04/2026             | 24/04/2026       | 20/04/2026                           | 21/04/2026                             | 20/04/2026      |

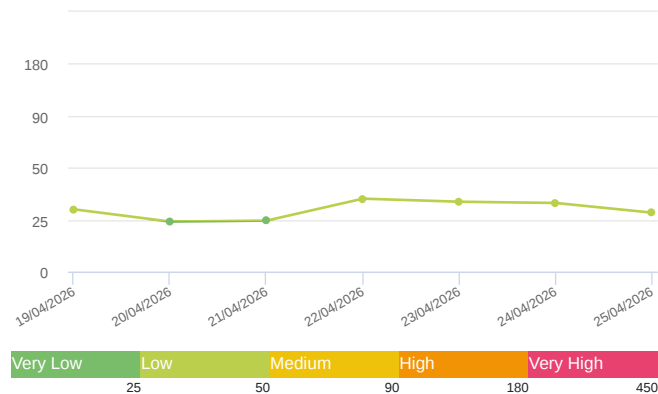
The data shown above is based on Media zilnică .

Media zilnică

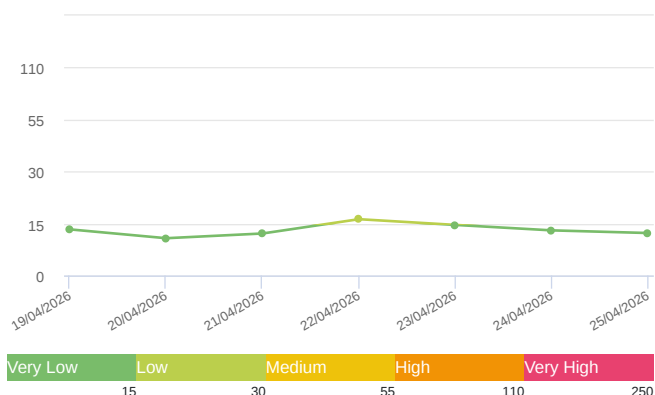
CAQI (AQI)



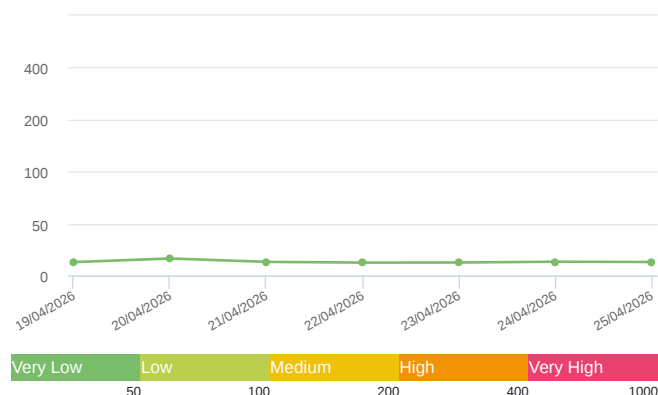
PM<sub>10</sub> (μg/m<sup>3</sup>)



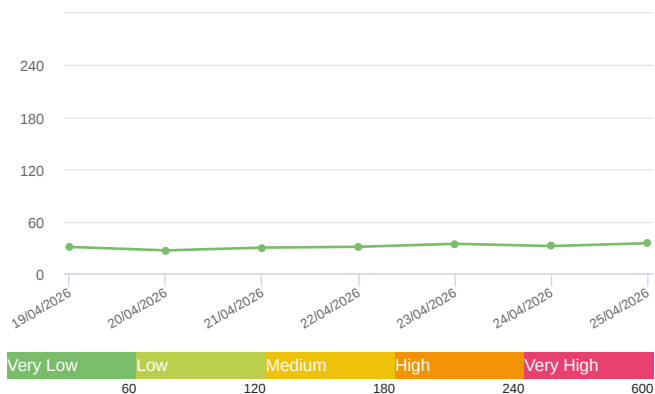
PM<sub>2.5</sub> (μg/m<sup>3</sup>)



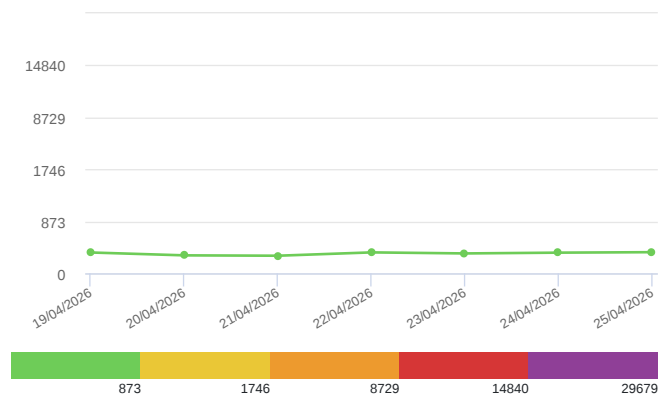
NO<sub>2</sub> (μg/m<sup>3</sup>)



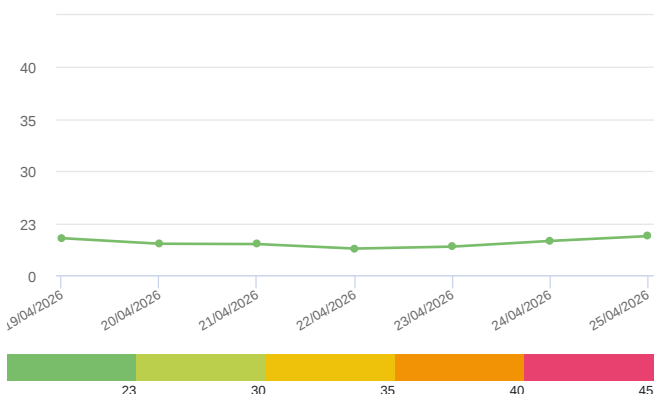
O<sub>3</sub> (μg/m<sup>3</sup>)



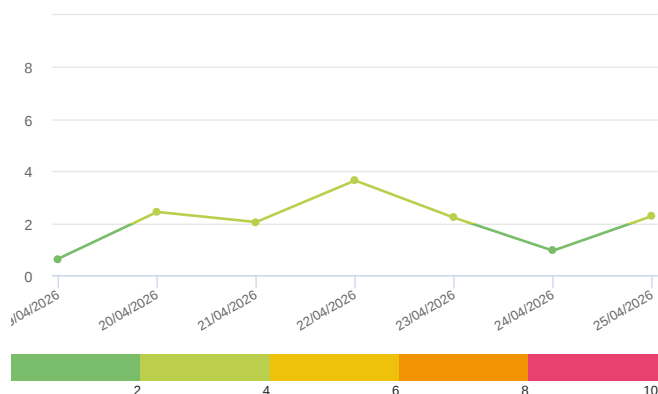
CO (ppb)



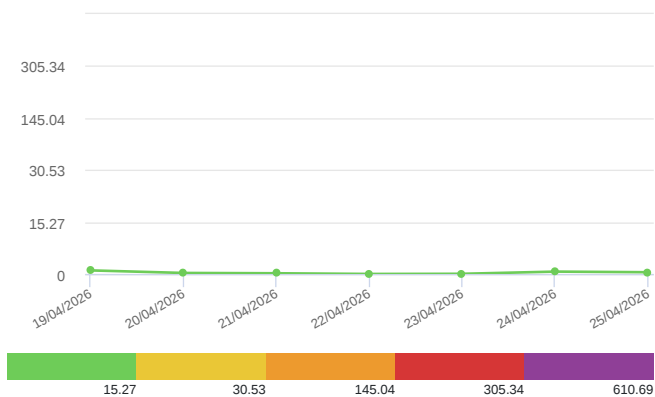
Temperature (°C)



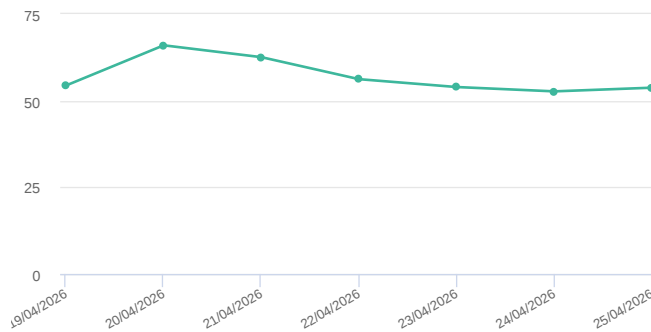
Wind Speed (m/s)



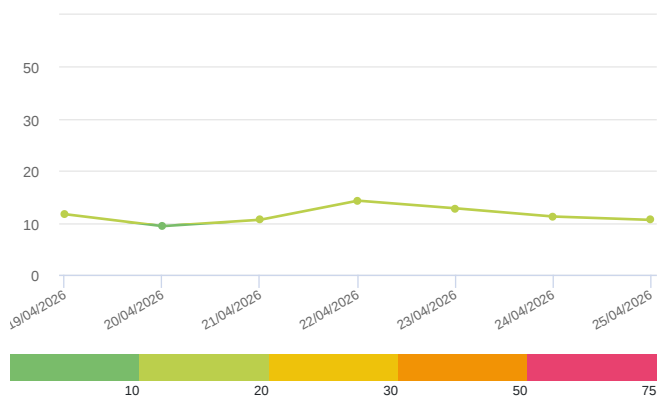
SO<sub>2</sub> (ppb)



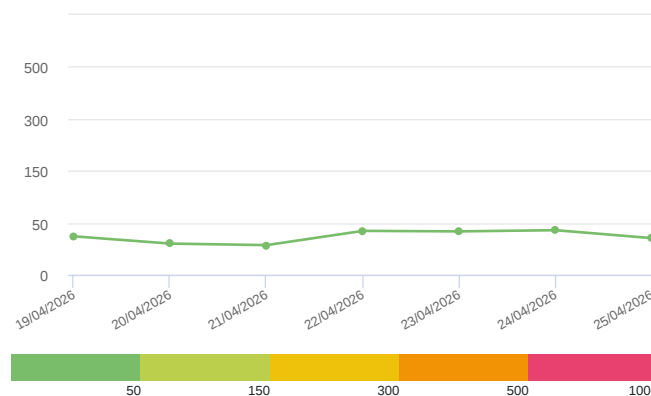
R. Humidity (%)



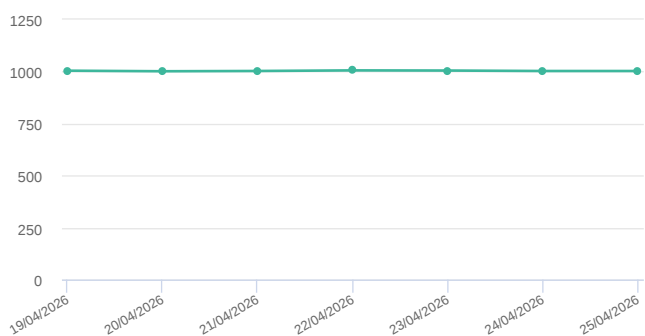
PM<sub>1</sub> (μg/m<sup>3</sup>)



PM<sub>100</sub> (μg/m<sup>3</sup>)

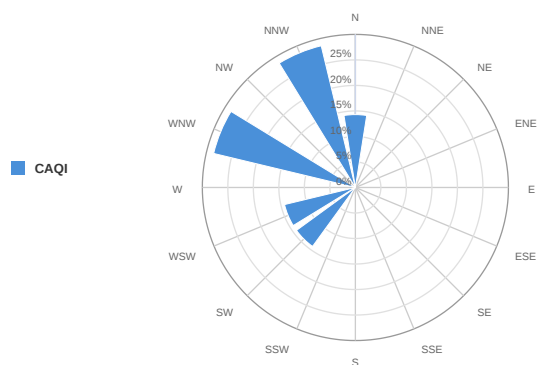


Pressure (hPa)

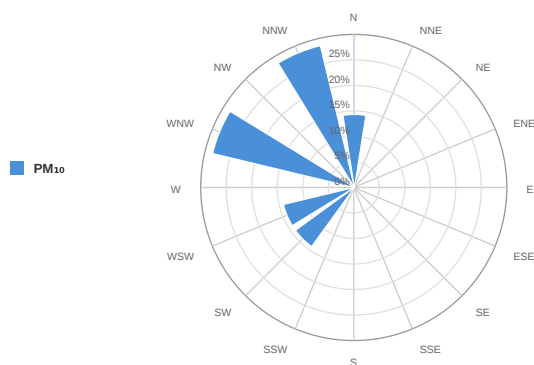


Media zilnică

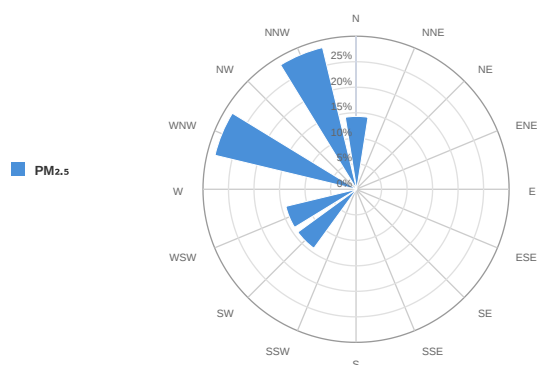
CAQI (AQI)



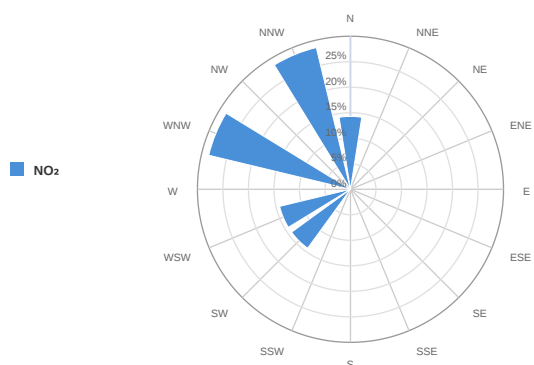
PM<sub>10</sub> (μg/m<sup>3</sup>)



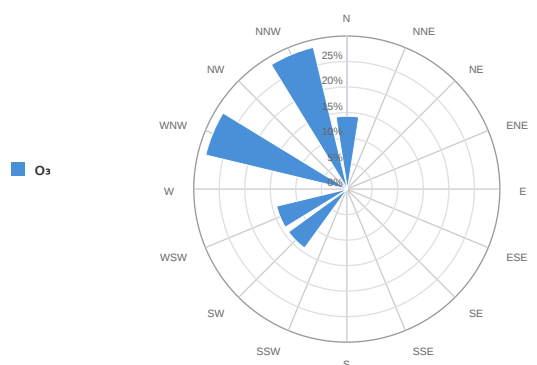
PM<sub>2.5</sub> (μg/m<sup>3</sup>)



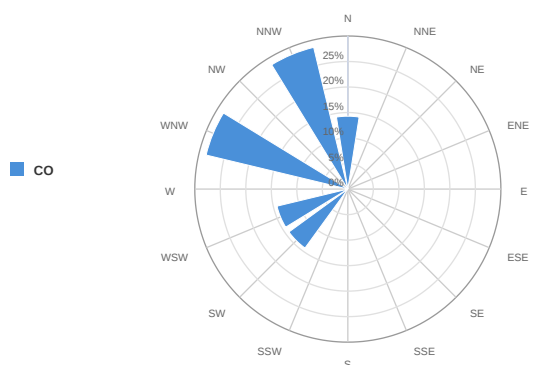
NO<sub>2</sub> (μg/m<sup>3</sup>)



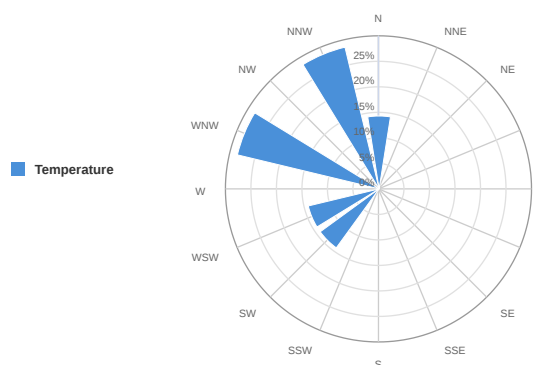
O<sub>3</sub> (μg/m<sup>3</sup>)



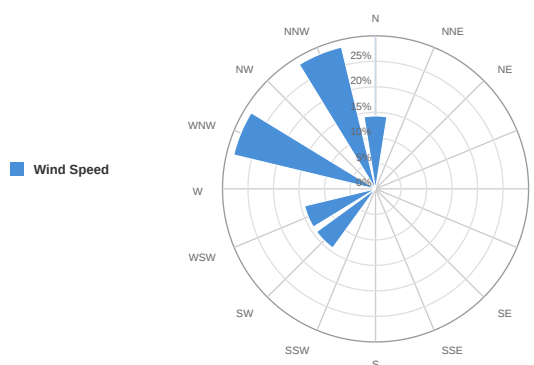
CO (ppb)



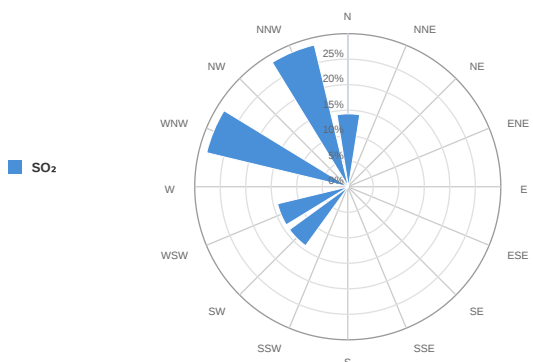
Temperature (°C)



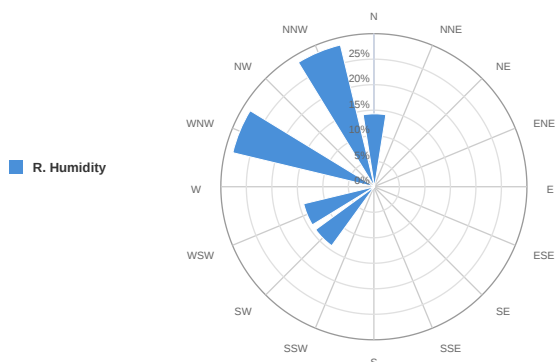
Wind Speed (m/s)



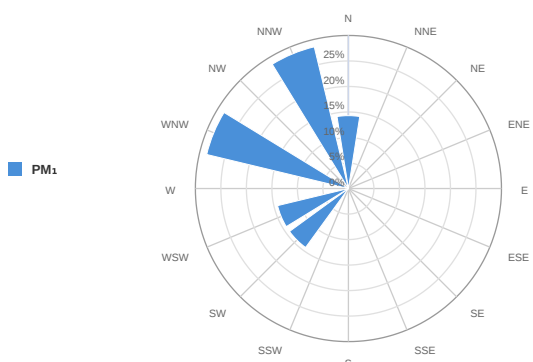
**SO<sub>2</sub> (ppb)**



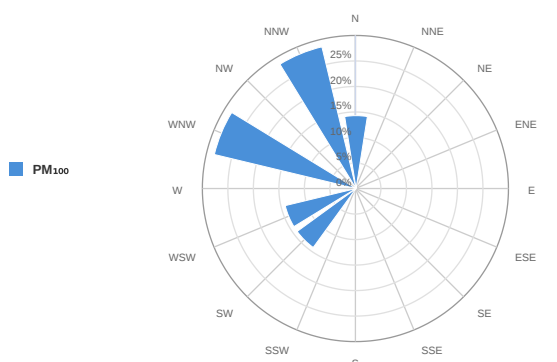
**R. Humidity (%)**



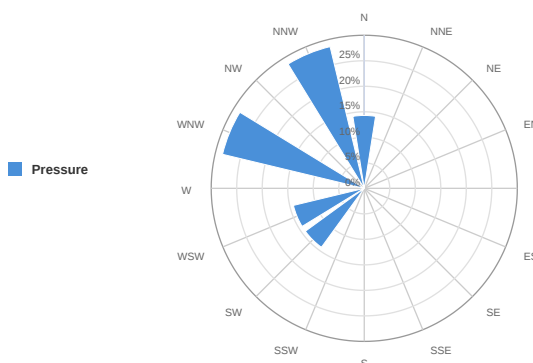
**PM<sub>1</sub> (μg/m<sup>3</sup>)**



**PM<sub>100</sub> (μg/m<sup>3</sup>)**



**Pressure (HPa)**



---

## Alerte

---

No alerts for the selected date and time range

## Parametrii indicelui de calitate al aerului (ICA)

Media zilnică

| To Date           | CAQI<br>AQI | PM <sub>10</sub><br>μg/m <sup>3</sup> | PM <sub>2.5</sub><br>μg/m <sup>3</sup> | NO <sub>2</sub><br>μg/m <sup>3</sup> | O <sub>3</sub><br>μg/m <sup>3</sup> |
|-------------------|-------------|---------------------------------------|--|--------------------------------------|-------------------------------------|
| 19/04/2026, 23:59 | 31          | 29.99                                 | 13.31                                  | 12.9                                 | 30.42                               |
| 20/04/2026, 23:59 | 24          | 24.1                                  | 10.75                                  | 16.33                                | 26.43                               |
| 21/04/2026, 23:59 | 25          | 24.57                                 | 12.12                                  | 13.09                                | 29.65                               |
| 22/04/2026, 23:59 | 36          | 35.12                                 | 16.24                                  | 12.41                                | 30.58                               |
| 23/04/2026, 23:59 | 34          | 33.66                                 | 14.6                                   | 12.49                                | 34.03                               |
| 24/04/2026, 23:59 | 34          | 33.06                                 | 13.02                                  | 13.27                                | 31.47                               |
| 25/04/2026, 23:59 | 29          | 28.41                                 | 12.25                                  | 13                                   | 34.77                               |

## Alți parametri

Media zilnică

| To Date           | CO<br>ppb | Temperature<br>°C | Wind Speed<br>m/s | Wind Direction<br>degree | Battery<br>% | SO <sub>2</sub><br>ppb | R. Humidity<br>% | PM <sub>1</sub><br>μg/m <sup>3</sup> | PM <sub>100</sub><br>μg/m <sup>3</sup> | Pressure<br>HPa |
|-------------------|-----------|-------------------|-------------------|--------------------------|--------------|------------------------|------------------|--------------------------------------|--|-----------------|
| 19/04/2026, 23:59 | 349.01    | 16.32             | 0.63              | 335.08                   | 100          | 1.04                   | 54.38            | 11.65                                | 36.95                                  | 1004.34         |
| 20/04/2026, 23:59 | 301.41    | 13.88             | 2.43              | 282.91                   | 100          | 0.29                   | 65.97            | 9.35                                 | 29.95                                  | 1001.68         |
| 21/04/2026, 23:59 | 294.7     | 13.74             | 2.04              | 334.06                   | 100          | 0.2                    | 62.55            | 10.58                                | 28.48                                  | 1002.99         |
| 22/04/2026, 23:59 | 351.33    | 11.72             | 3.64              | 349.43                   | 100          | 0                      | 56.2             | 14.25                                | 42.19                                  | 1005.83         |
| 23/04/2026, 23:59 | 333.46    | 12.61             | 2.21              | 301.66                   | 100          | 0.04                   | 53.93            | 12.78                                | 41.71                                  | 1005.07         |
| 24/04/2026, 23:59 | 347       | 15.12             | 0.94              | 225.05                   | 100          | 0.69                   | 52.68            | 11.2                                 | 42.83                                  | 1002.88         |
| 25/04/2026, 23:59 | 354.2     | 17.25             | 2.27              | 244.18                   | 100          | 0.51                   | 53.74            | 10.55                                | 35.18                                  | 1002.84         |

Oizom will not be responsible for Environmental Data accuracy once Validated