

# Primaria Gataia ( Sala Sport )

## WEEKLY AIR-QUALITY REPORT

Timp de la: **12/04/2026, 00:00**  
Timp până la: **19/04/2026, 00:00**

Numele dispozitivului: **Primaria Gataia ( Sala Sport )**  
Locația dispozitivului: **Strada Înfrățirii 110, Gătaia 307185, Romania**

Parametrii: **CAQI , PM<sub>10</sub> , PM<sub>2.5</sub> , NO<sub>2</sub> , O<sub>3</sub> , CO , Temperature , Wind Speed , Wind Direction , SO<sub>2</sub> , R. Humidity , PM<sub>1</sub> , PM<sub>100</sub> , Pressure**

Primaria Gataia ( Sala Sport )  
Strada Înfrățirii 110, Gătaia 307185,  
Romania



Media indicelui de calitate al aerului (ICA): **40**

Prezentare generală zilnică: Parametrii indicelui de calitate al aerului (ICA)

|                | CAQI<br>AQI | PM <sub>10</sub><br>μg/m <sup>3</sup> | PM <sub>2.5</sub><br>μg/m <sup>3</sup> | NO <sub>2</sub><br>μg/m <sup>3</sup> | O <sub>3</sub><br>μg/m <sup>3</sup> |
|----------------|-------------|---------------------------------------|--|--------------------------------------|-------------------------------------|
| <b>Average</b> | 40          | 40.05                                 | 19.15                                  | 13.04                                | 32.84                               |
| <b>Maximum</b> | 57          | 59.35                                 | 27.99                                  | 14.65                                | 40.12                               |
| <b>Date</b>    | 16/04/2026  | 16/04/2026                            | 16/04/2026                             | 16/04/2026                           | 18/04/2026                          |
| <b>Minimum</b> | 27          | 25.66                                 | 12.44                                  | 11.04                                | 25.81                               |
| <b>Date</b>    | 14/04/2026  | 14/04/2026                            | 14/04/2026                             | 18/04/2026                           | 16/04/2026                          |

The data shown above is based on Media zilnică .

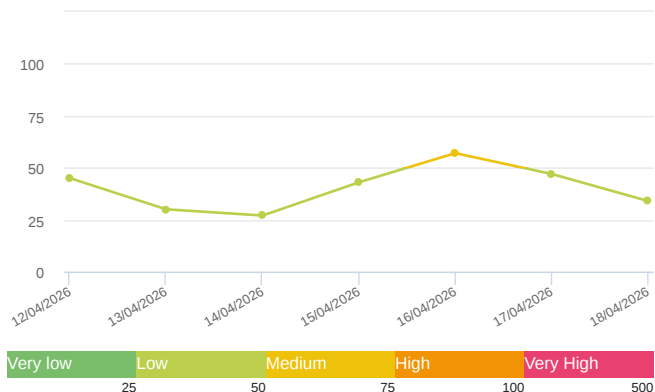
## Prezentare generală zilnică: Alți parametri

|                | CO<br>ppb  | Temperature<br>°C | Wind Speed<br>m/s | Wind Direction<br>degree | Battery<br>% | SO <sub>2</sub><br>ppb | R. Humidity<br>% | PM <sub>1</sub><br>μg/m <sup>3</sup> | PM <sub>100</sub><br>μg/m <sup>3</sup> | Pressure<br>HPa |
|----------------|------------|-------------------|-------------------|--------------------------|--------------|------------------------|------------------|--------------------------------------|--|-----------------|
| <b>Average</b> | 368.4      | 16.67             | 1.32              | 28.83                    | 100          | 0.16                   | 52.32            | 16.88                                | 46.76                                  | 1006.22         |
| <b>Maximum</b> | 431.2      | 19.68             | 4.85              | 358.61                   | 100          | 1.26                   | 57.85            | 24.31                                | 68.12                                  | 1007.97         |
| <b>Date</b>    | 16/04/2026 | 16/04/2026        | 18/04/2026        | 18/04/2026               | 12/04/2026   | 17/04/2026             | 17/04/2026       | 16/04/2026                           | 16/04/2026                             | 15/04/2026      |
| <b>Minimum</b> | 323.38     | 11.79             | 0.64              | 74.94                    | 100          | 0                      | 46.02            | 10.85                                | 30.37                                  | 1004.28         |
| <b>Date</b>    | 18/04/2026 | 12/04/2026        | 15/04/2026        | 15/04/2026               | 12/04/2026   | 12/04/2026             | 14/04/2026       | 14/04/2026                           | 14/04/2026                             | 13/04/2026      |

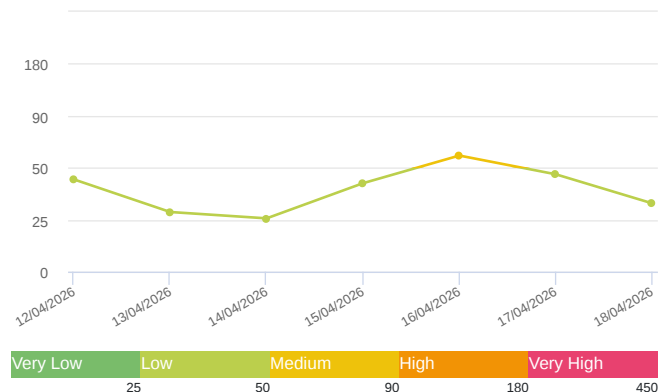
The data shown above is based on Media zilnică .

Media zilnică

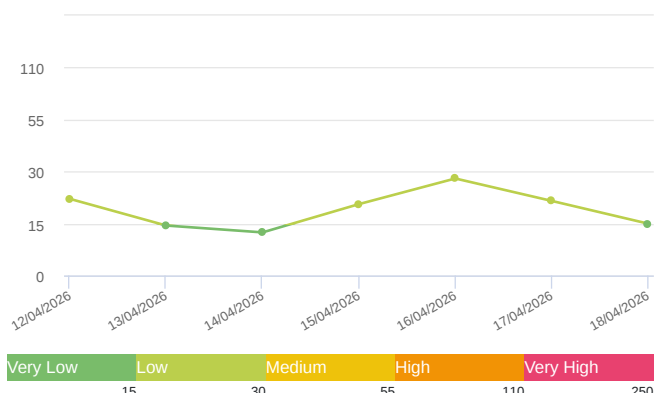
CAQI (AQI)



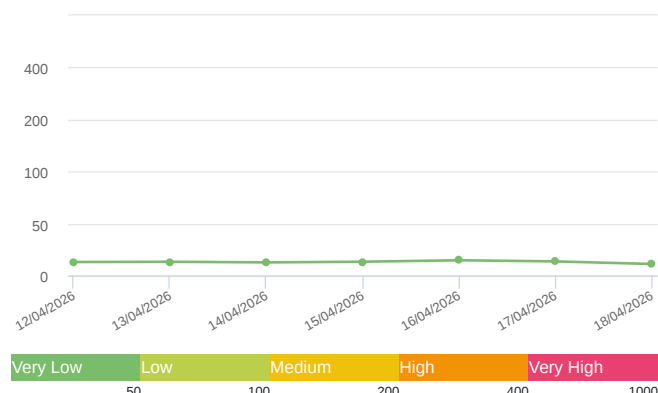
PM<sub>10</sub> (μg/m<sup>3</sup>)



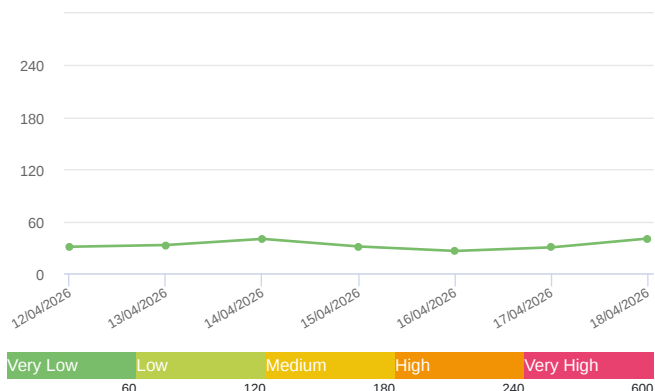
PM<sub>2.5</sub> (μg/m<sup>3</sup>)



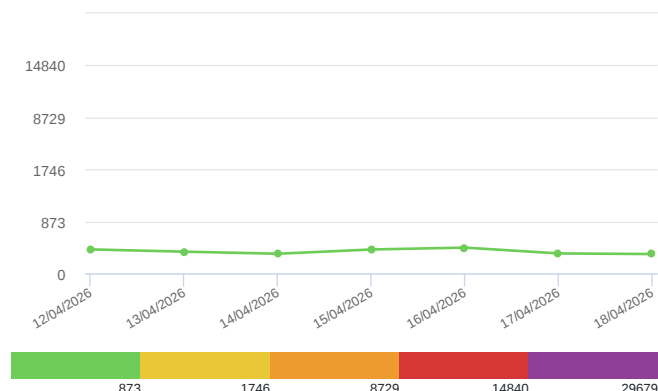
NO<sub>2</sub> (μg/m<sup>3</sup>)



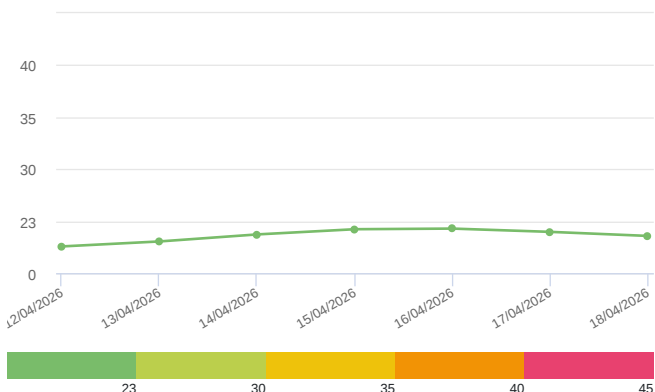
O<sub>3</sub> (μg/m<sup>3</sup>)



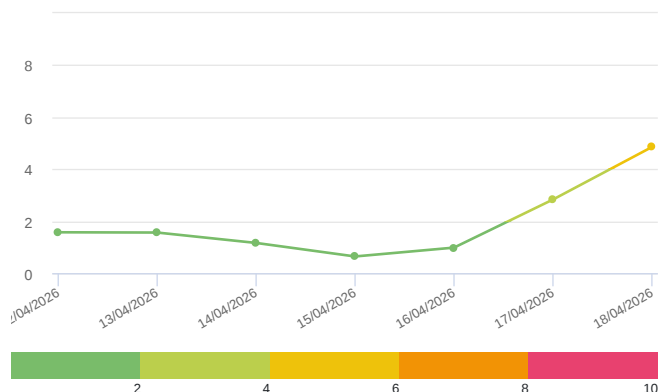
CO (ppb)



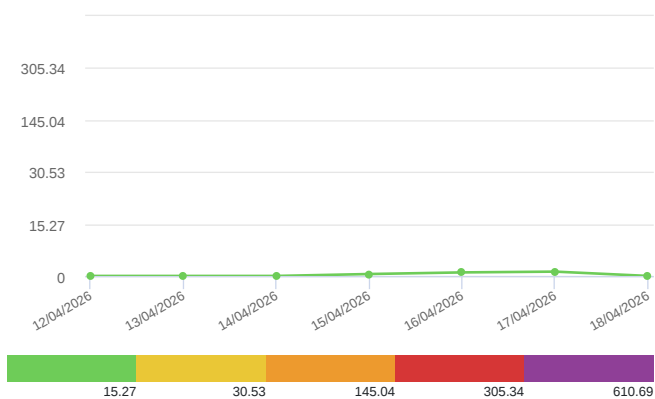
Temperature (°C)



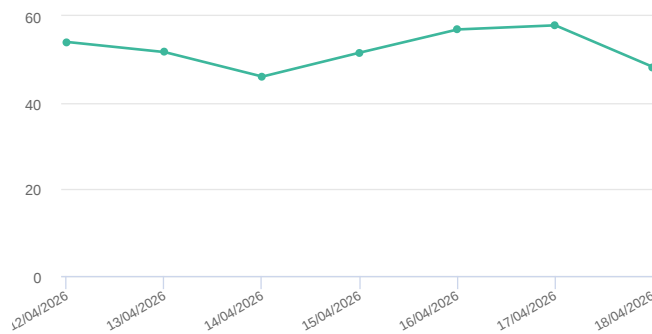
Wind Speed (m/s)



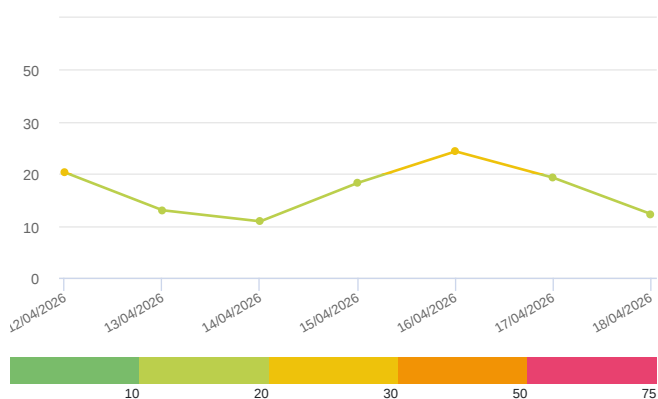
SO<sub>2</sub> (ppb)



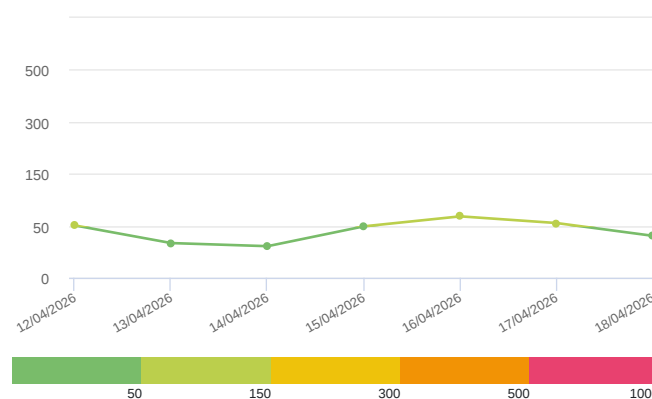
R. Humidity (%)



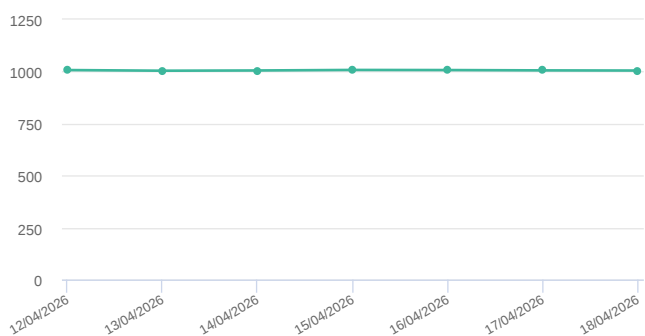
PM<sub>1</sub> (μg/m<sup>3</sup>)



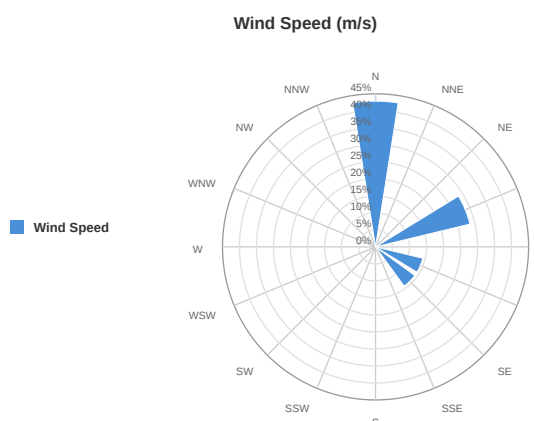
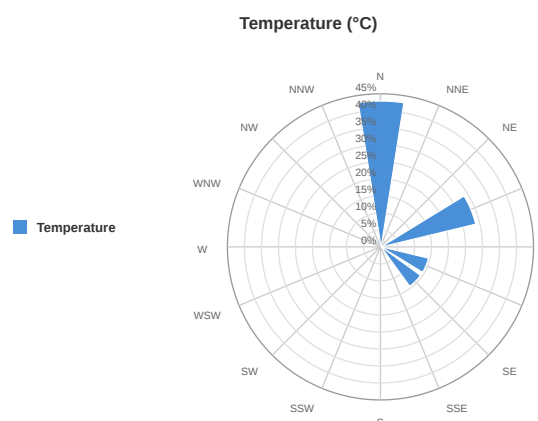
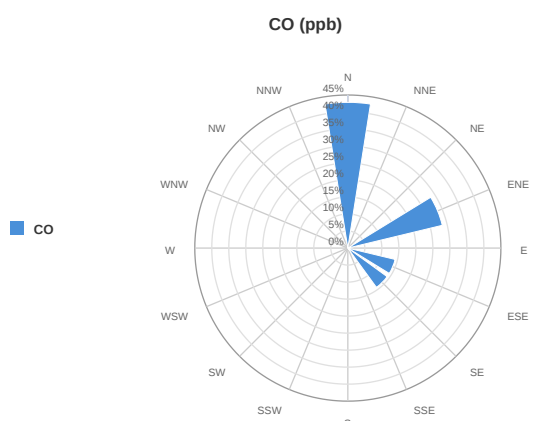
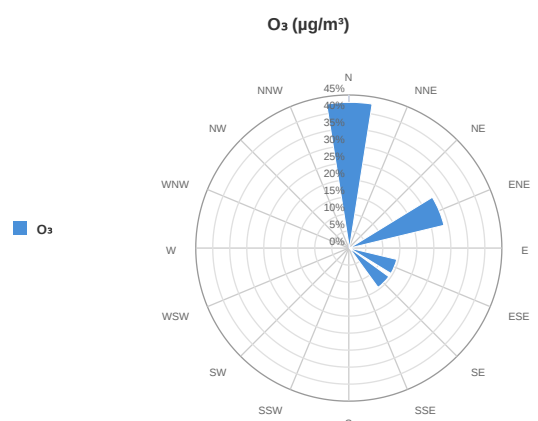
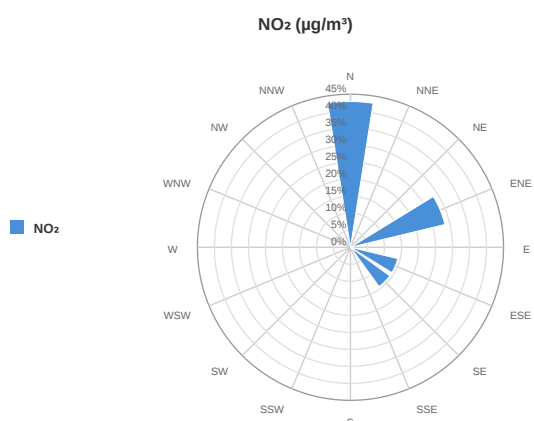
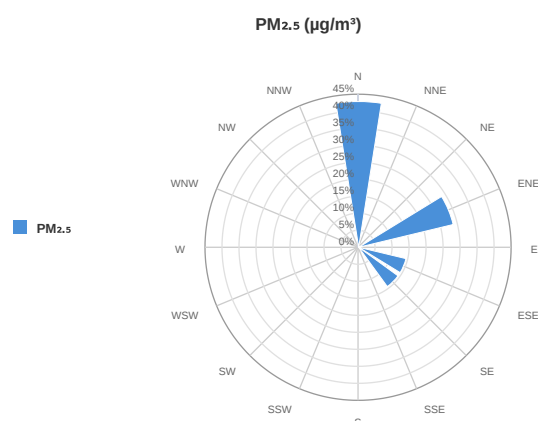
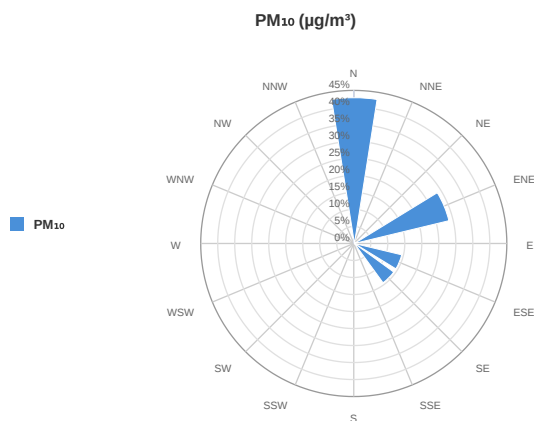
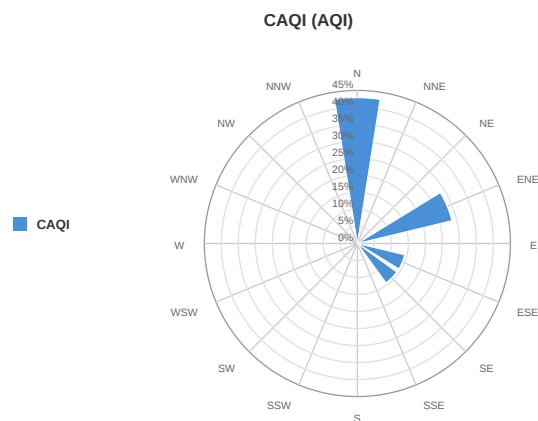
PM<sub>100</sub> (μg/m<sup>3</sup>)



Pressure (hPa)

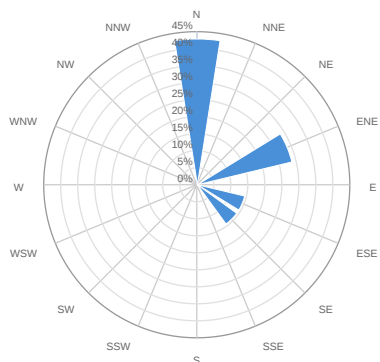


Media zilnică



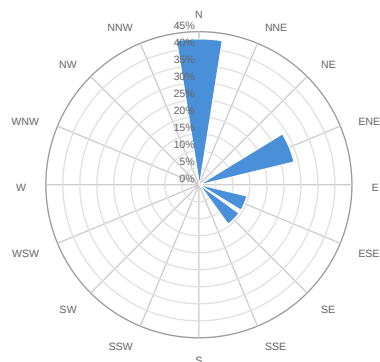
**SO<sub>2</sub> (ppb)**

■ SO<sub>2</sub>



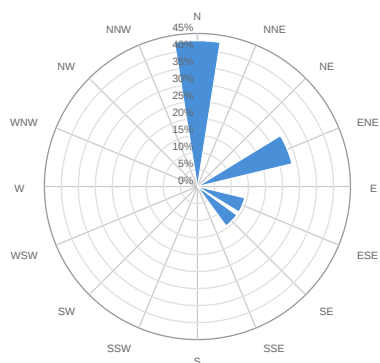
**R. Humidity (%)**

■ R. Humidity



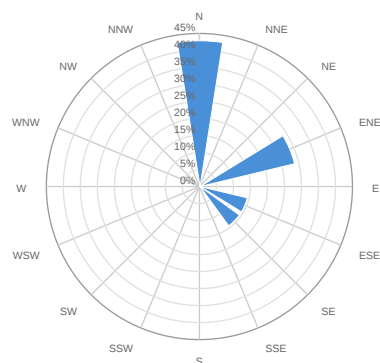
**PM<sub>1</sub> (μg/m<sup>3</sup>)**

■ PM<sub>1</sub>



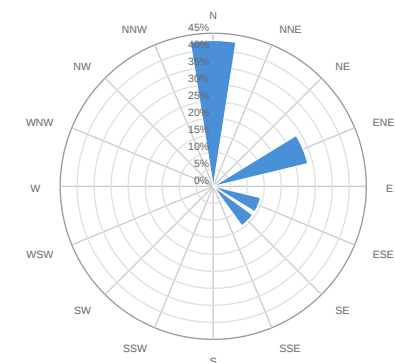
**PM<sub>100</sub> (μg/m<sup>3</sup>)**

■ PM<sub>100</sub>



**Pressure (HPa)**

■ Pressure



---

## Alerte

---

No alerts for the selected date and time range

## Parametrii indicelui de calitate al aerului (ICA)

Media zilnică

| To Date           | CAQI<br>AQI | PM <sub>10</sub><br>μg/m <sup>3</sup> | PM <sub>2.5</sub><br>μg/m <sup>3</sup> | NO <sub>2</sub><br>μg/m <sup>3</sup> | O <sub>3</sub><br>μg/m <sup>3</sup> |
|-------------------|-------------|---------------------------------------|--|--------------------------------------|-------------------------------------|
| 12/04/2026, 23:59 | 45          | 44.38                                 | 22.11                                  | 12.97                                | 30.64                               |
| 13/04/2026, 23:59 | 30          | 28.69                                 | 14.41                                  | 13.19                                | 32.64                               |
| 14/04/2026, 23:59 | 27          | 25.66                                 | 12.44                                  | 12.61                                | 39.74                               |
| 15/04/2026, 23:59 | 43          | 42.56                                 | 20.59                                  | 13.24                                | 30.98                               |
| 16/04/2026, 23:59 | 57          | 59.35                                 | 27.99                                  | 14.65                                | 25.81                               |
| 17/04/2026, 23:59 | 47          | 46.85                                 | 21.52                                  | 13.57                                | 29.95                               |
| 18/04/2026, 23:59 | 34          | 32.9                                  | 14.97                                  | 11.04                                | 40.12                               |

## Alți parametri

Media zilnică

| To Date           | CO<br>ppb | Temperature<br>°C | Wind Speed<br>m/s | Wind Direction<br>degree | Battery<br>% | SO <sub>2</sub><br>ppb | R. Humidity<br>% | PM <sub>1</sub><br>μg/m <sup>3</sup> | PM <sub>100</sub><br>μg/m <sup>3</sup> | Pressure<br>HPa |
|-------------------|-----------|-------------------|-------------------|--------------------------|--------------|------------------------|------------------|--------------------------------------|--|-----------------|
| 12/04/2026, 23:59 | 400.33    | 11.79             | 1.57              | 70.72                    | 100          | 0                      | 54.01            | 20.25                                | 50.62                                  | 1007.42         |
| 13/04/2026, 23:59 | 362.96    | 14.01             | 1.56              | 110.61                   | 100          | 0                      | 51.67            | 12.98                                | 33.34                                  | 1004.28         |
| 14/04/2026, 23:59 | 328       | 17.11             | 1.16              | 126.5                    | 100          | 0                      | 46.02            | 10.85                                | 30.37                                  | 1005.45         |
| 15/04/2026, 23:59 | 399.75    | 19.41             | 0.64              | 74.94                    | 100          | 0.57                   | 51.56            | 18.26                                | 49.45                                  | 1007.97         |
| 16/04/2026, 23:59 | 431.2     | 19.68             | 0.98              | 6.98                     | 100          | 1.04                   | 56.9             | 24.31                                | 68.12                                  | 1007.42         |
| 17/04/2026, 23:59 | 333.18    | 18.23             | 2.83              | 359.13                   | 100          | 1.26                   | 57.85            | 19.24                                | 55.16                                  | 1005.86         |
| 18/04/2026, 23:59 | 323.38    | 16.45             | 4.85              | 358.61                   | 100          | 0                      | 48.24            | 12.26                                | 40.29                                  | 1005.11         |

Oizom will not be responsible for Environmental Data accuracy once Validated