

Primaria Foeni

WEEKLY AIR-QUALITY REPORT

Timp de la: **29/03/2026, 00:00**
Timp până la: **05/04/2026, 00:00**

Numele dispozitivului: **Primaria Foeni**
Locația dispozitivului: **Primărie (Foeni), 307175 Foeni, Romania**

Parametrii: **NO₂ , O₃ , PM_{2.5} , PM₁₀ , Wind Speed , Wind Direction , CO , SO₂ , R. Humidity , PM₁ , PM₁₀₀ , Pressure , Temperature**

Primaria Foeni
Primărie (Foeni), 307175 Foeni,
Romania



Media indicelui de calitate al aerului (ICA): **54**

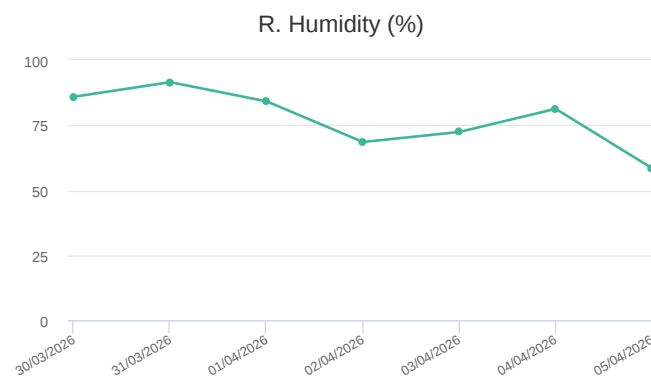
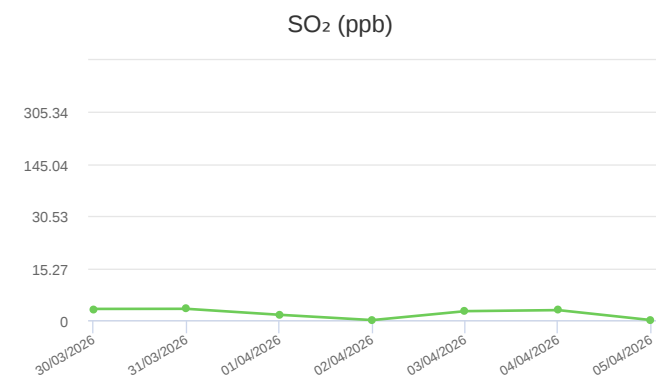
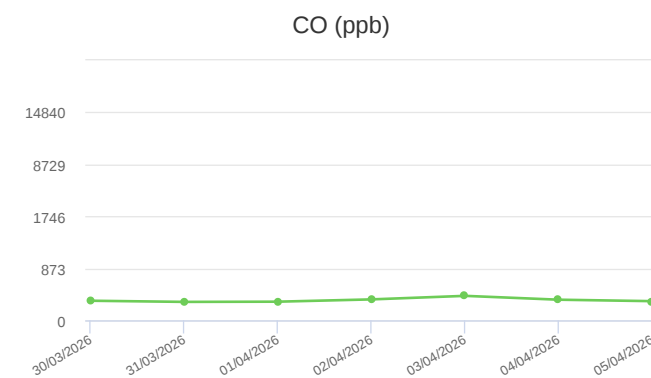
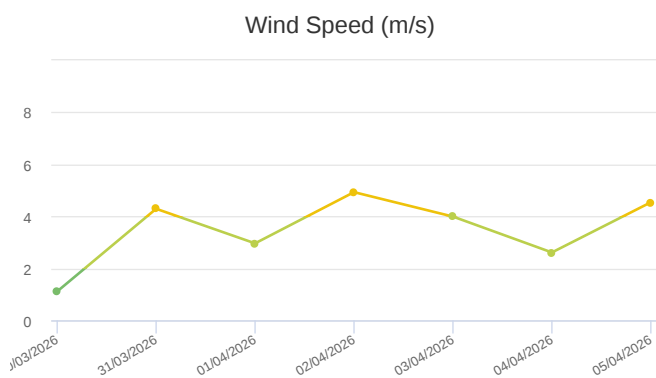
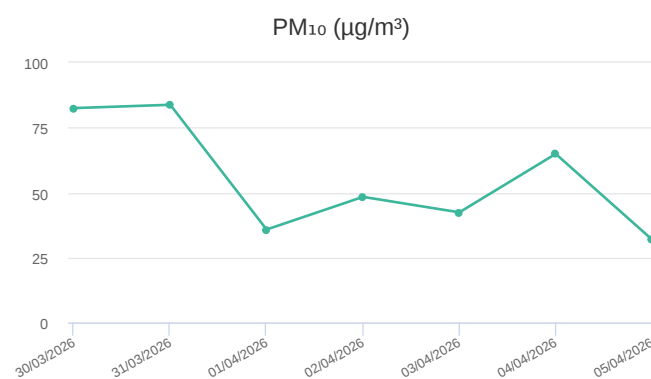
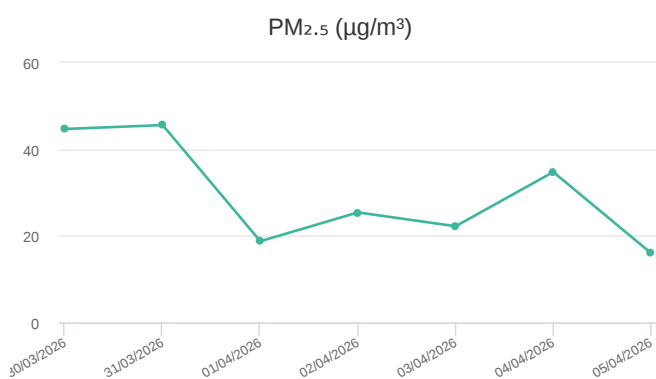
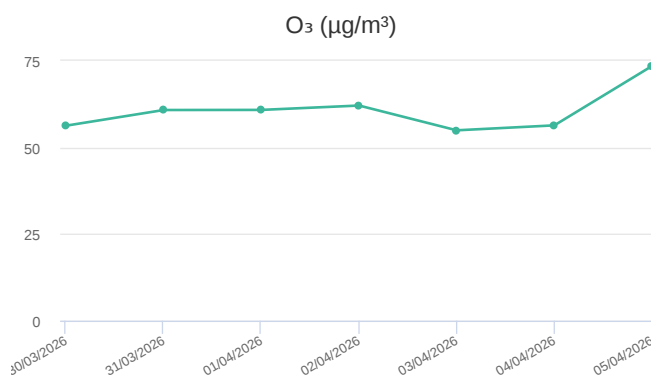
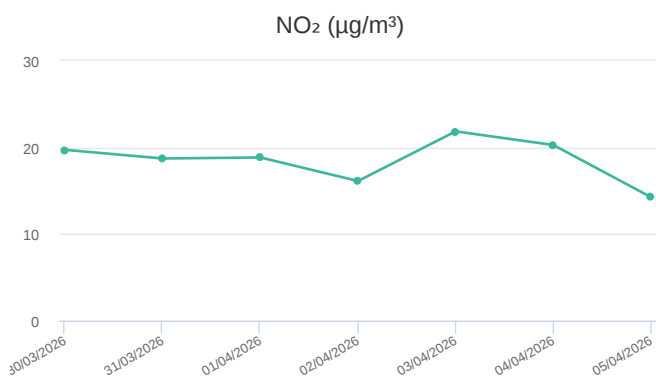
Prezentare generală zilnică: Parametrii indicelui de calitate al aerului (ICA)

	NO ₂ μg/m ³	O ₃ μg/m ³	PM _{2.5} μg/m ³	PM ₁₀ μg/m ³
Average	18.54	60.68	29.63	55.65
Maximum	21.85	73.48	45.57	83.76
Date	03/04/2026	05/04/2026	31/03/2026	31/03/2026
Minimum	14.26	54.93	16.03	31.91
Date	05/04/2026	03/04/2026	05/04/2026	05/04/2026

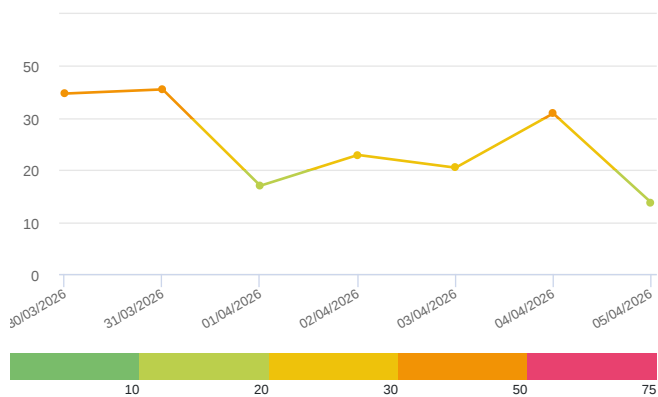
Prezentare generală zilnică: Alți parametri

	Wind Speed m/s	Wind Direction degree	Battery %	CO ppb	SO ₂ ppb	R. Humidity %	PM ₁ μg/m ³	PM ₁₀₀ μg/m ³	Pressure hPa	Temperature °C
Average	2.45	342.69	100	339.64	0	77.46	26.6	62.14	1002.8	11.29
Maximum	4.93	17.69	100	409.92	3.32	91.53	40.99	90.39	1009.18	15.06
Date	02/04/2026	02/04/2026	30/03/2026	03/04/2026	31/03/2026	31/03/2026	31/03/2026	31/03/2026	05/04/2026	05/04/2026
Minimum	1.11	172.8	100	308.91	0	58.42	13.78	38.47	996	7.61
Date	30/03/2026	30/03/2026	30/03/2026	31/03/2026	02/04/2026	05/04/2026	05/04/2026	05/04/2026	03/04/2026	01/04/2026

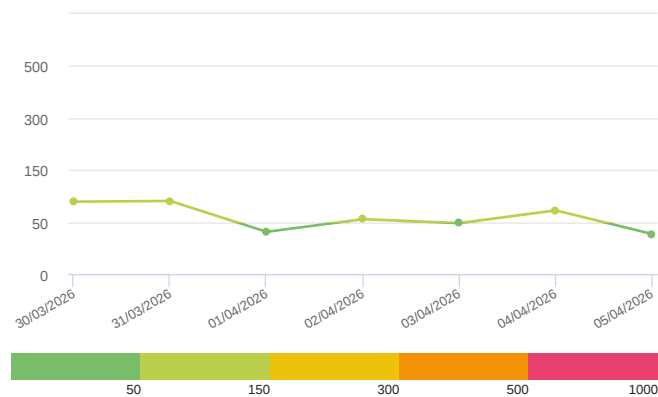
Media zilnică



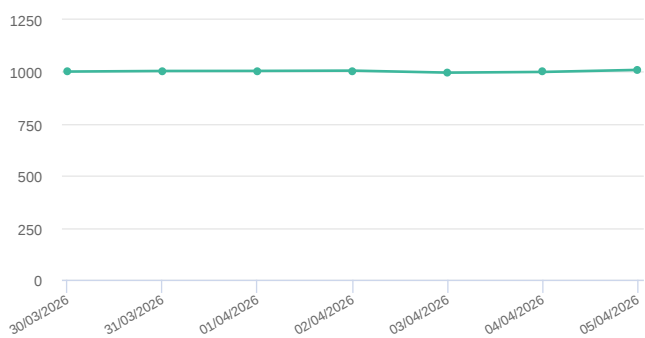
PM₁ (μg/m³)



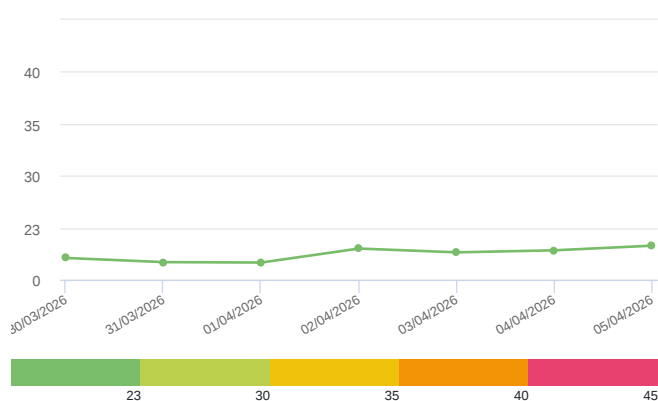
PM₁₀₀ (μg/m³)



Pressure (hPa)

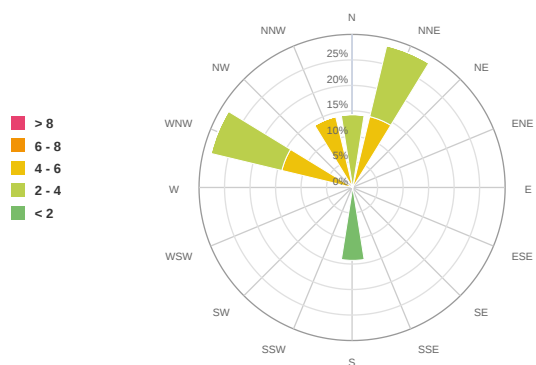


Temperature (°C)

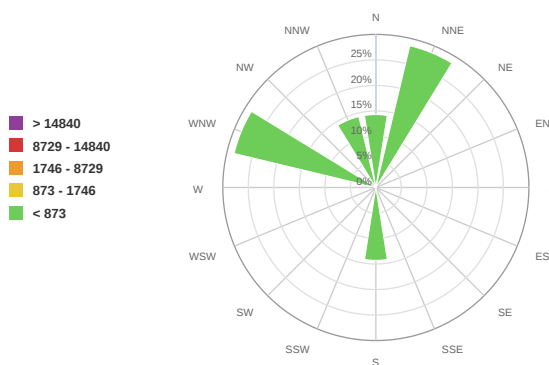


Media zilnică

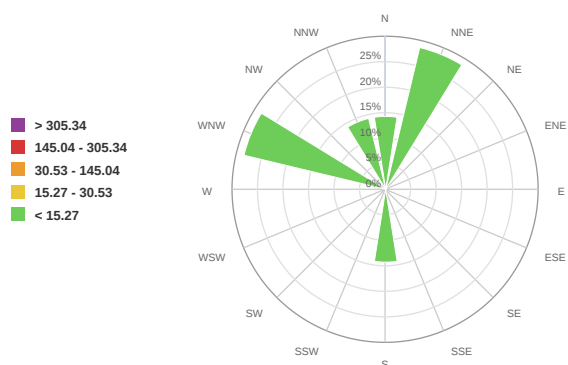
Wind Speed (m/s)



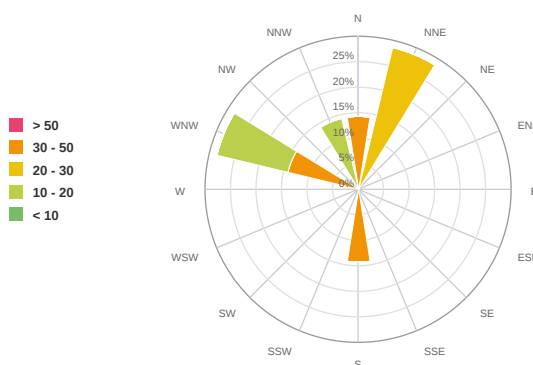
CO (ppb)



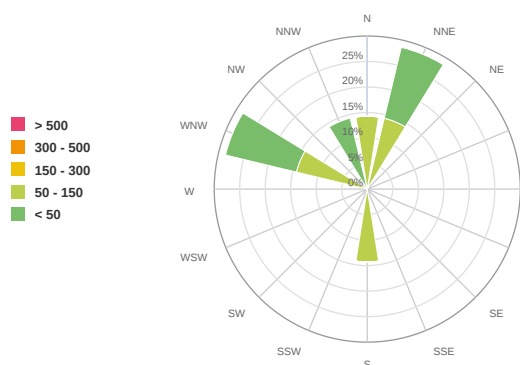
SO₂ (ppb)



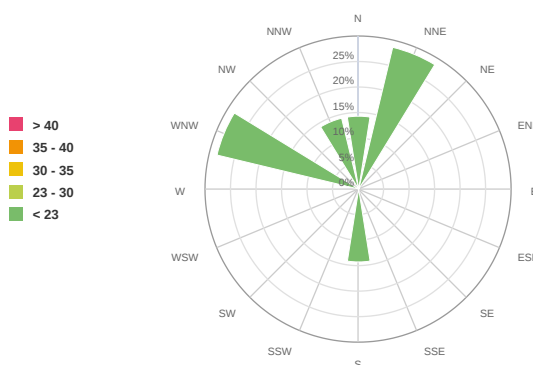
PM₁ (μg/m³)



PM₁₀₀ (μg/m³)



Temperature (°C)



Alerte

No alerts for the selected date and time range

Parametrii indicelui de calitate al aerului (ICA)

Media zilnică

To Date	NO ₂ μg/m ³	O ₃ μg/m ³	PM _{2.5} μg/m ³	PM ₁₀ μg/m ³
30/03/2026, 00:59	19.72	56.27	44.67	82.48
31/03/2026, 00:59	18.72	60.79	45.57	83.76
01/04/2026, 00:59	18.84	60.82	18.76	35.77
02/04/2026, 00:59	16.12	62.08	25.41	48.33
03/04/2026, 00:59	21.85	54.93	22.22	42.38
04/04/2026, 00:59	20.28	56.36	34.74	64.87
05/04/2026, 00:59	14.26	73.48	16.03	31.91

Alți parametri

Media zilnică

To Date	Wind Speed m/s	Wind Direction degree	Battery %	CO ppb	SO ₂ ppb	R. Humidity %	PM ₁ μg/m ³	PM ₁₀₀ μg/m ³	Pressure HPa	Temperature °C
30/03/2026, 00:59	1.11	172.8	100	328.38	3.29	85.93	39.4	89.01	1001.15	9.64
31/03/2026, 00:59	4.29	286.43	100	308.91	3.32	91.53	40.99	90.39	1003.95	7.8
01/04/2026, 00:59	2.96	295.11	100	312.32	1.55	84.16	16.97	40.51	1004.31	7.61
02/04/2026, 00:59	4.93	17.69	100	351.05	0	68.51	22.89	55.38	1005.63	13.8
03/04/2026, 00:59	3.99	29.5	100	409.92	2.62	72.38	20.44	48.92	996	12.12
04/04/2026, 00:59	2.61	351.13	100	345.64	2.93	81.28	31.77	72.32	999.38	13.01
05/04/2026, 00:59	4.54	340.5	100	321.22	0	58.42	13.78	38.47	1009.18	15.06

Oizom will not be responsible for Environmental Data accuracy once Validated