

Primaria Foeni

WEEKLY AIR-QUALITY REPORT

Timp de la: **03/05/2026, 00:00**
Timp până la: **10/05/2026, 00:00**

Numele dispozitivului: **Primaria Foeni**
Locația dispozitivului: **Primărie (Foeni), 307175 Foeni, Romania**

Parametrii: **CAQI , PM₁₀ , PM_{2.5} , NO₂ , O₃ , CO , Temperature , Wind Speed , Wind Direction , SO₂ , R. Humidity , PM₁ , PM₁₀₀ , Pressure**

Primaria Foeni
Primărie (Foeni), 307175 Foeni,
Romania



Media indicelui de calitate al aerului (ICA): **30**

Prezentare generală zilnică: Parametrii indicelui de calitate al aerului (ICA)

	CAQI AQI	PM ₁₀ μg/m ³	PM _{2.5} μg/m ³	NO ₂ μg/m ³	O ₃ μg/m ³
Average	30	26.76	11.7	20.77	70.96
Maximum	43	43	19.19	33.57	83.29
Date	04/05/2026	04/05/2026	04/05/2026	07/05/2026	04/05/2026
Minimum	29	16.26	6.88	15.55	49.09
Date	08/05/2026	03/05/2026	03/05/2026	04/05/2026	07/05/2026

The data shown above is based on Media zilnică .

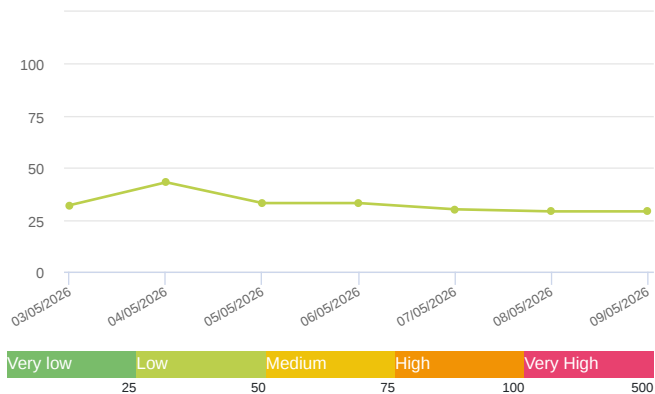
Prezentare generală zilnică: Alți parametri

	CO ppb	Temperature °C	Wind Speed m/s	Wind Direction degree	Battery %	SO ₂ ppb	R. Humidity %	PM ₁ μg/m ³	PM ₁₀₀ μg/m ³	Pressure HPa
Average	337.38	21.13	0.75	156.02	100	0	52.73	9.2	35	1007.1
Maximum	410.48	23.23	2.95	169.54	100	0	72.14	11.64	53.38	1012.13
Date	04/05/2026	09/05/2026	05/05/2026	05/05/2026	03/05/2026	03/05/2026	07/05/2026	04/05/2026	04/05/2026	03/05/2026
Minimum	290.22	17.21	0.44	153.68	100	0	42.09	5.63	22.85	1003.94
Date	08/05/2026	03/05/2026	04/05/2026	04/05/2026	03/05/2026	03/05/2026	04/05/2026	03/05/2026	03/05/2026	06/05/2026

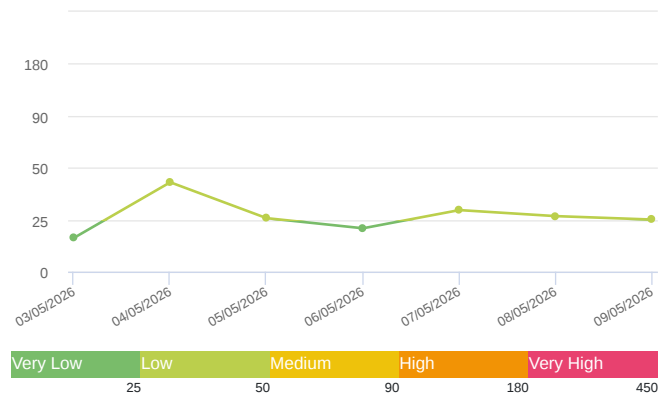
The data shown above is based on Media zilnică .

Media zilnică

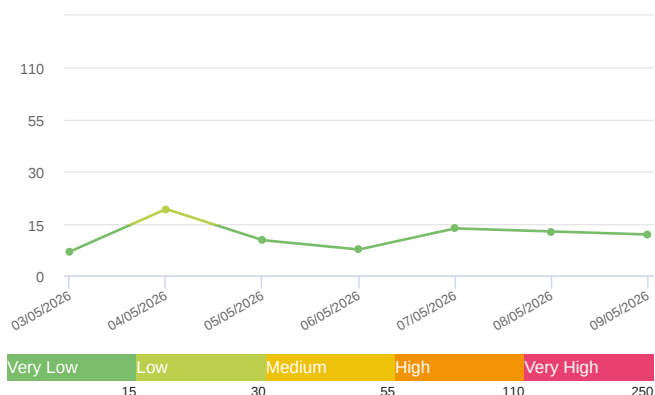
CAQI (AQI)



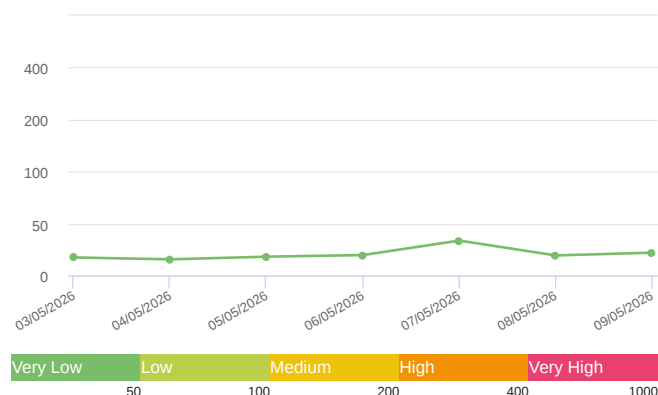
PM₁₀ (μg/m³)



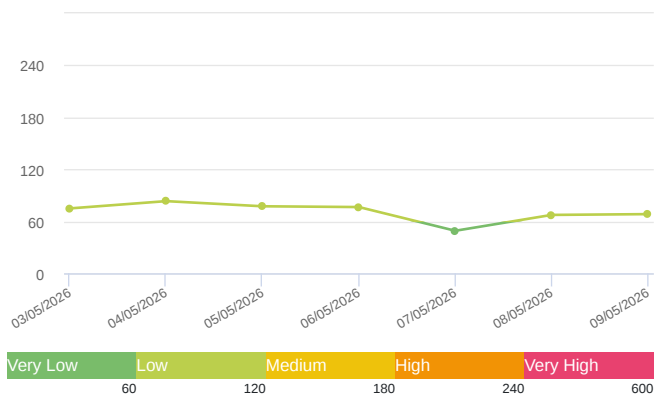
PM_{2.5} (μg/m³)



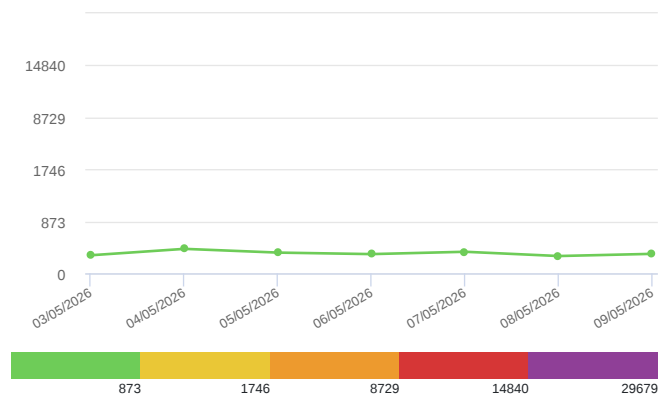
NO₂ (μg/m³)



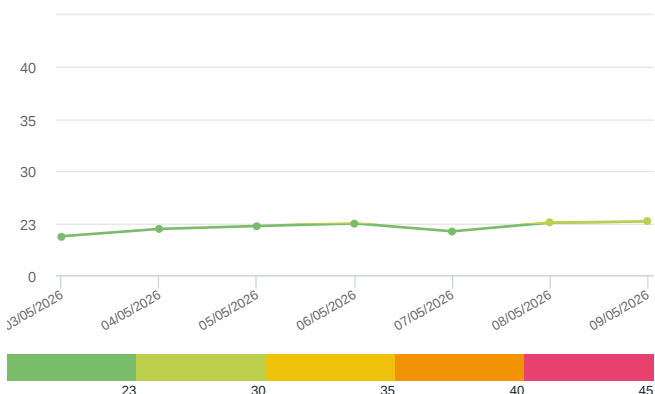
O₃ (μg/m³)



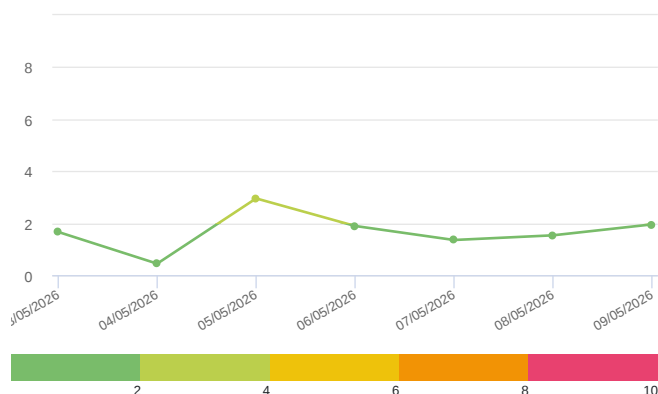
CO (ppb)



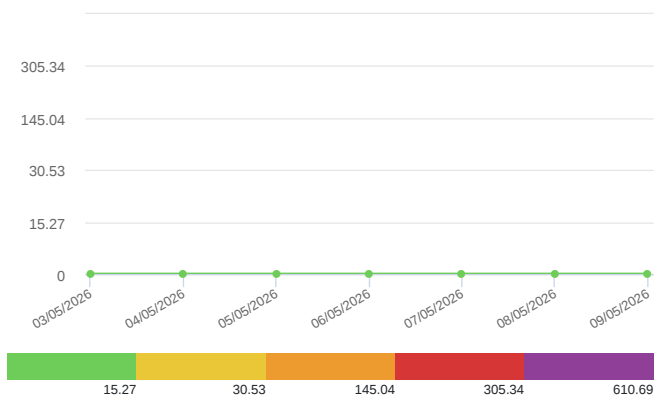
Temperature (°C)



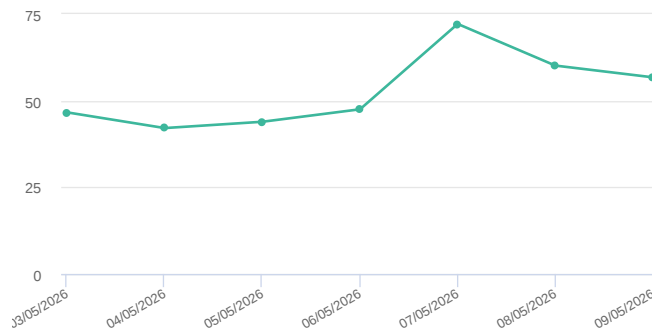
Wind Speed (m/s)



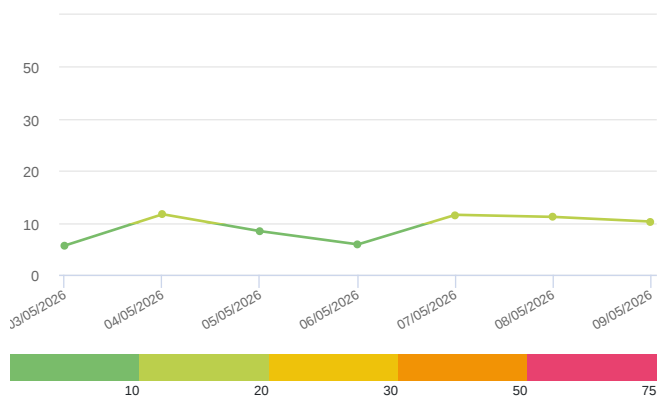
SO₂ (ppb)



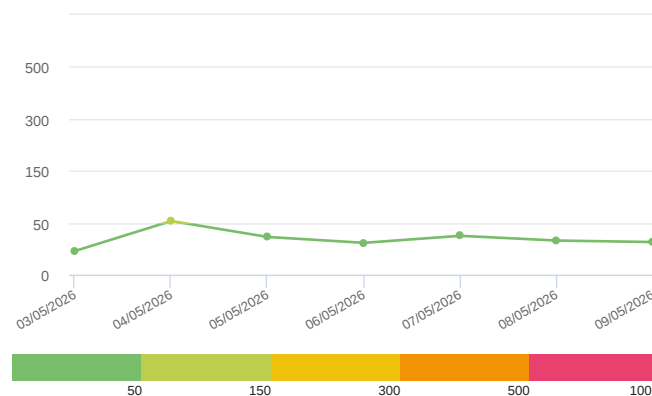
R. Humidity (%)



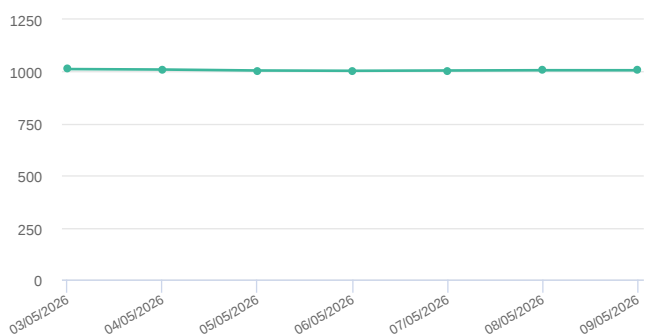
PM₁ (μg/m³)



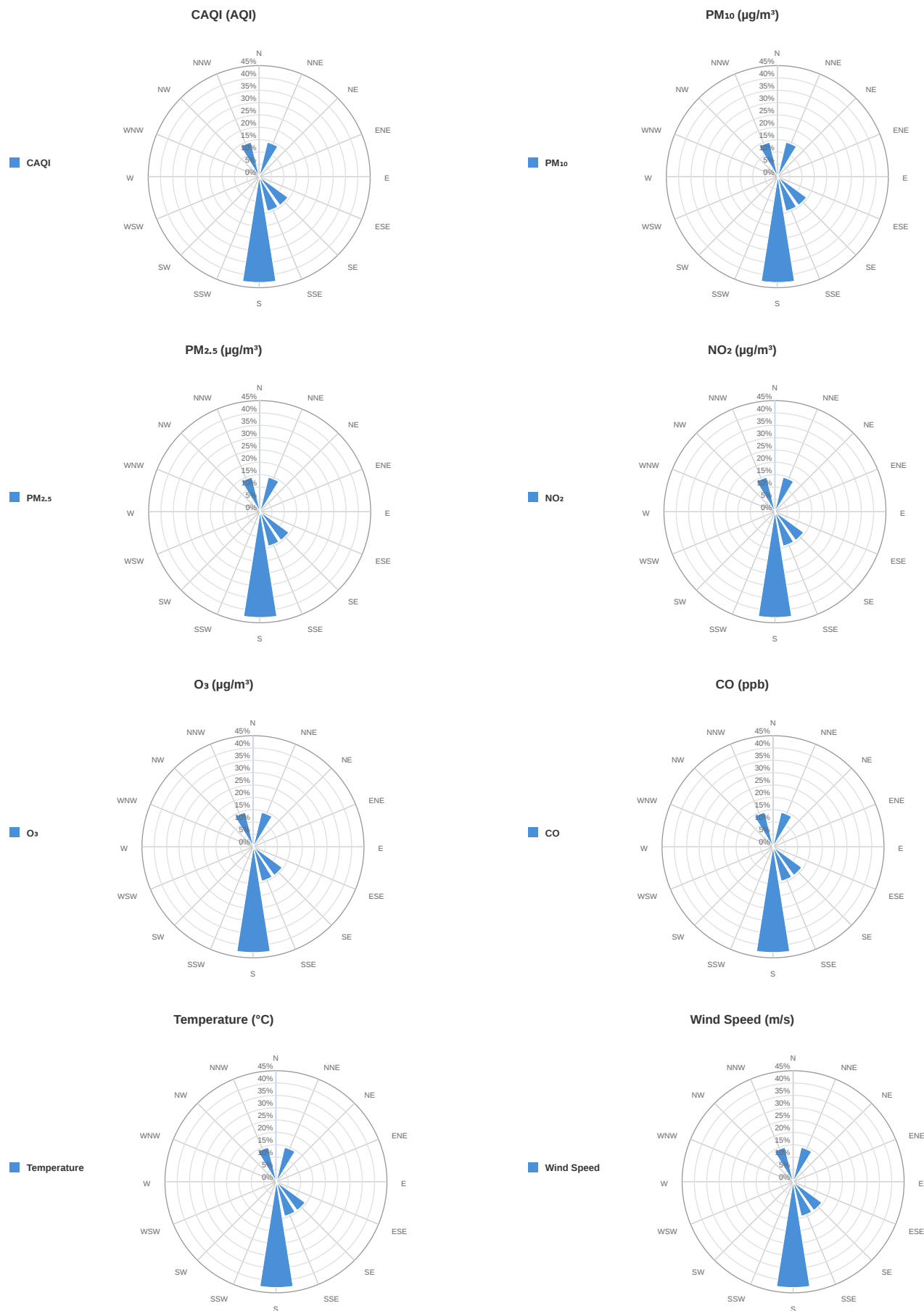
PM₁₀₀ (μg/m³)



Pressure (hPa)

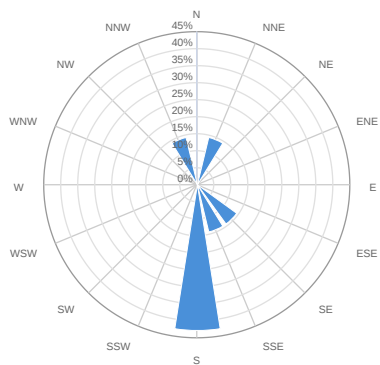


Media zilnică



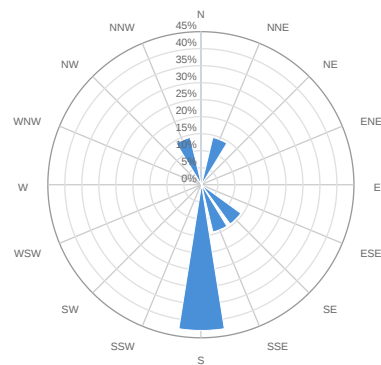
SO₂ (ppb)

■ SO₂



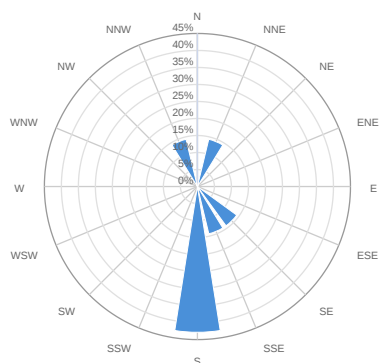
R. Humidity (%)

■ R. Humidity



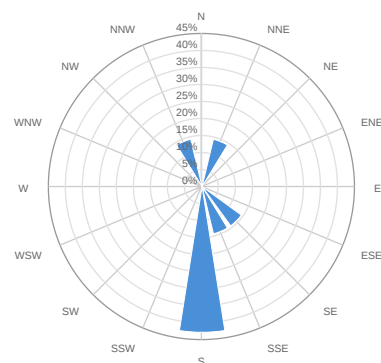
PM₁ (μg/m³)

■ PM₁



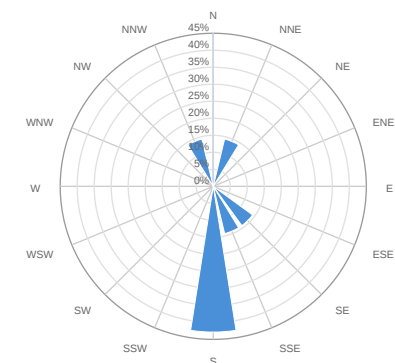
PM₁₀₀ (μg/m³)

■ PM₁₀₀



Pressure (HPa)

■ Pressure



Alerte

No alerts for the selected date and time range

Parametrii indicelui de calitate al aerului (ICA)

Media zilnică

To Date	CAQI AQI	PM ₁₀ μg/m ³	PM _{2.5} μg/m ³	NO ₂ μg/m ³	O ₃ μg/m ³
03/05/2026, 23:59	32	16.26	6.88	17.36	74.86
04/05/2026, 23:59	43	43	19.19	15.55	83.29
05/05/2026, 23:59	33	25.74	10.2	18.09	77.36
06/05/2026, 23:59	33	20.87	7.5	19.63	76.42
07/05/2026, 23:59	30	29.62	13.59	33.57	49.09
08/05/2026, 23:59	29	26.72	12.71	19.28	67.38
09/05/2026, 23:59	29	25.08	11.83	21.95	68.29

Alți parametri

Media zilnică

To Date	CO ppb	Temperature °C	Wind Speed m/s	Wind Direction degree	Battery %	SO ₂ ppb	R. Humidity %	PM ₁ μg/m ³	PM ₁₀₀ μg/m ³	Pressure HPa
03/05/2026, 23:59	303.31	17.21	1.66	145.82	100	0	46.62	5.63	22.85	1012.13
04/05/2026, 23:59	410.48	20.45	0.44	153.68	100	0	42.09	11.64	53.38	1009.93
05/05/2026, 23:59	347.39	21.72	2.95	169.54	100	0	43.91	8.38	36.33	1005.32
06/05/2026, 23:59	322.24	22.87	1.89	173.88	100	0	47.51	5.84	30.7	1003.94
07/05/2026, 23:59	361.38	19.37	1.35	181.75	100	0	72.14	11.53	37.43	1005.32
08/05/2026, 23:59	290.22	23.08	1.53	335.29	100	0	60.12	11.13	32.9	1006.59
09/05/2026, 23:59	326.62	23.23	1.95	29.36	100	0	56.73	10.23	31.44	1006.46

Oizom will not be responsible for Environmental Data accuracy once Validated