

Primaria Dumbravita

WEEKLY AIR-QUALITY REPORT

Timp de la: **12/04/2026, 00:00**
Timp până la: **19/04/2026, 00:00**

Numele dispozitivului: **Primaria Dumbravita**
Locația dispozitivului: **Parcul Central Dumbravita, Strada Petőfi Sándor 77, Dumbrăvița, Romania**

Parametrii: **CAQI , PM₁₀ , PM_{2.5} , NO₂ , O₃ , CO , Temperature , Wind Speed , Wind Direction , SO₂ , R. Humidity , PM₁ , PM₁₀₀ , Pressure**

Primaria Dumbravita
Parcul Central Dumbravita, Strada
Petőfi Sándor 77, Dumbrăvița,
Romania



Media indicelui de calitate al aerului (ICA): 33

Prezentare generală zilnică: Parametrii indicelui de calitate al aerului (ICA)

	CAQI AQI	PM ₁₀ μg/m ³	PM _{2.5} μg/m ³	NO ₂ μg/m ³	O ₃ μg/m ³
Average	33	32.44	11.91	19.14	20.24
Maximum	49	49.11	17.9	26.67	32.22
Date	17/04/2026	17/04/2026	17/04/2026	17/04/2026	13/04/2026
Minimum	19	19.18	7.86	11.33	9.35
Date	13/04/2026	13/04/2026	13/04/2026	12/04/2026	16/04/2026

The data shown above is based on Media zilnică .

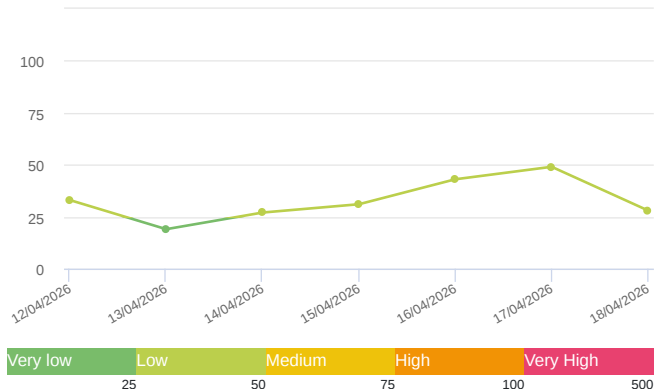
Prezentare generală zilnică: Alți parametri

	CO ppb	Temperature °C	Wind Speed m/s	Wind Direction degree	Battery %	SO ₂ ppb	R. Humidity %	PM ₁ μg/m ³	PM ₁₀₀ μg/m ³	Pressure HPa
Average	339.09	15.84	1.87	43.62	100	2.58	53.92	10.13	53.6	1006.85
Maximum	357.87	18.41	5.1	14.26	100	3.46	59.47	15.41	71.57	1008.6
Date	14/04/2026	15/04/2026	18/04/2026	18/04/2026	12/04/2026	17/04/2026	16/04/2026	17/04/2026	17/04/2026	15/04/2026
Minimum	318.28	10.83	1.11	27.75	100	1.68	48.9	6.74	33.79	1004.94
Date	18/04/2026	12/04/2026	15/04/2026	15/04/2026	12/04/2026	13/04/2026	13/04/2026	13/04/2026	13/04/2026	13/04/2026

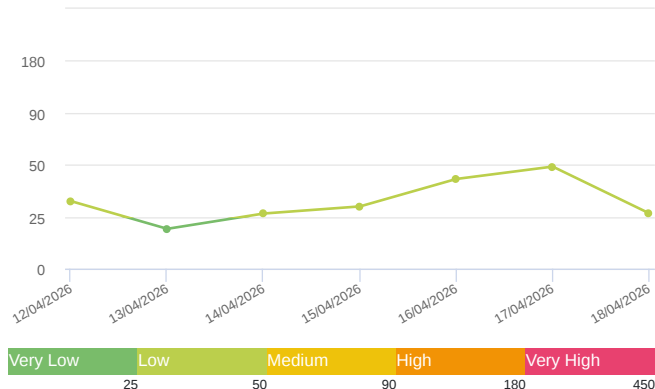
The data shown above is based on Media zilnică .

Media zilnică

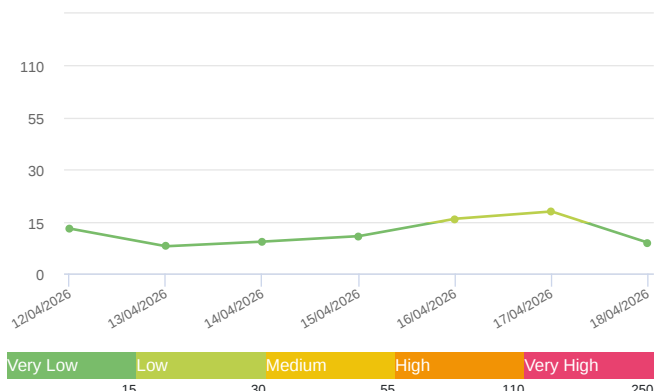
CAQI (AQI)



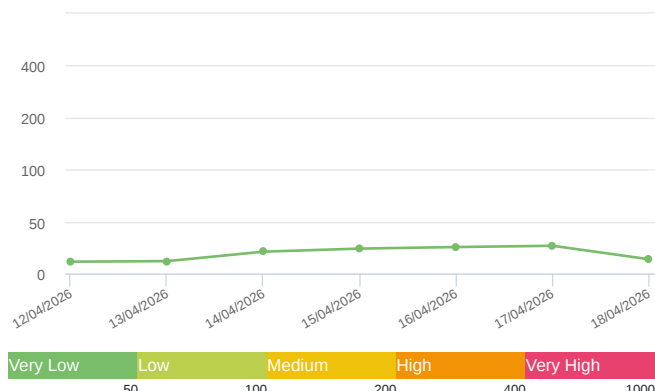
PM₁₀ (μg/m³)



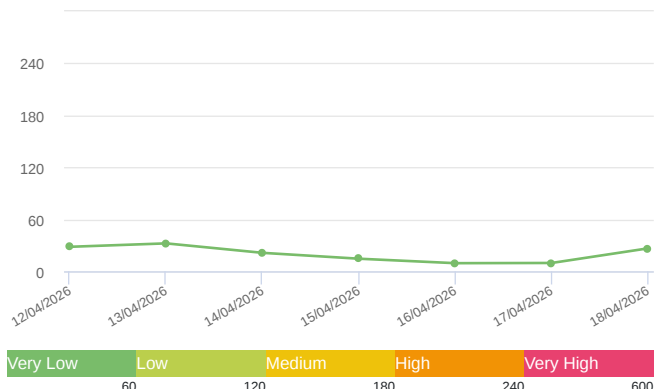
PM_{2.5} (μg/m³)



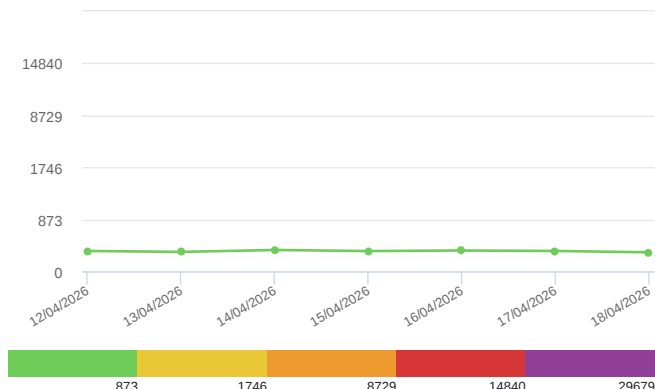
NO₂ (μg/m³)



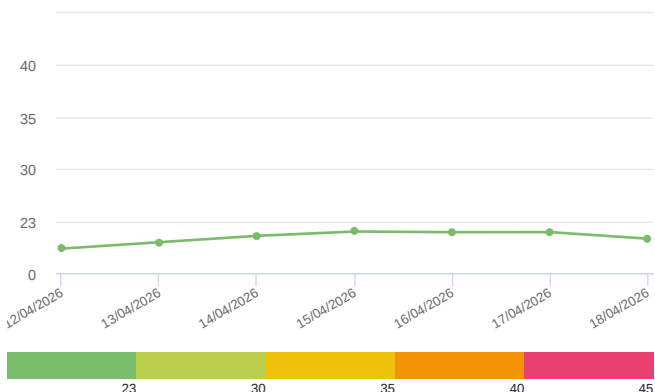
O₃ (μg/m³)



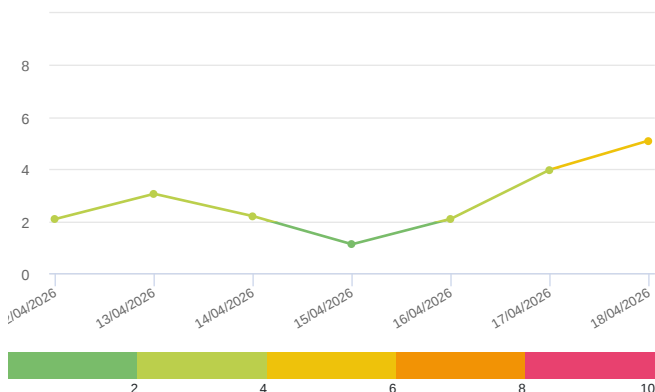
CO (ppb)



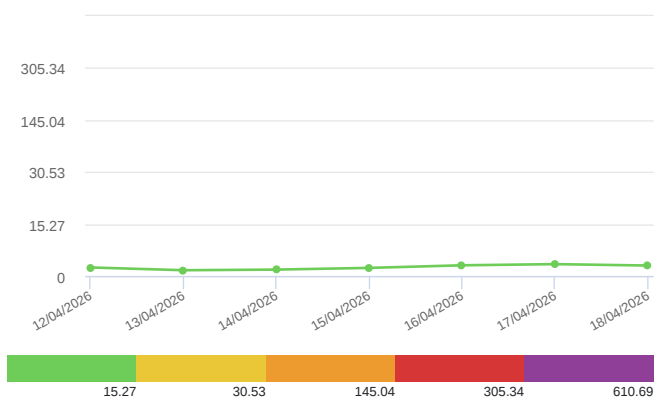
Temperature (°C)



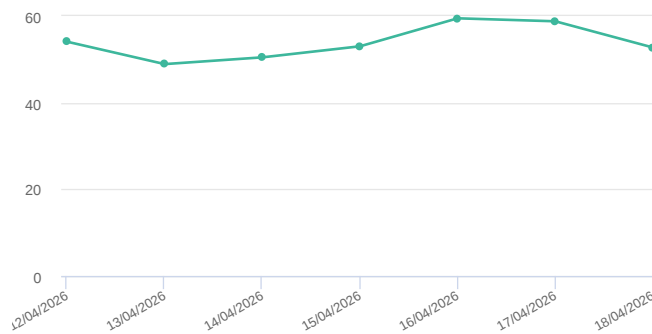
Wind Speed (m/s)



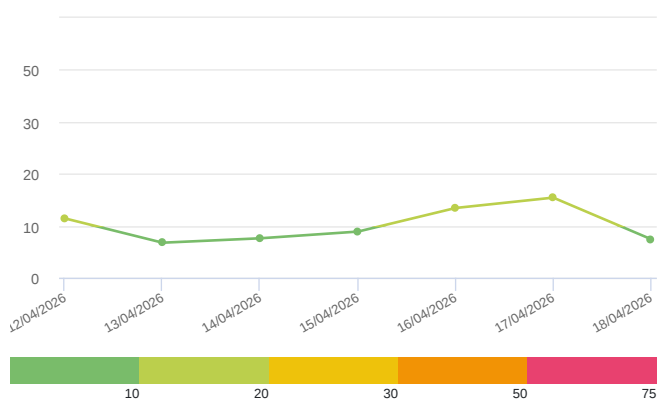
SO₂ (ppb)



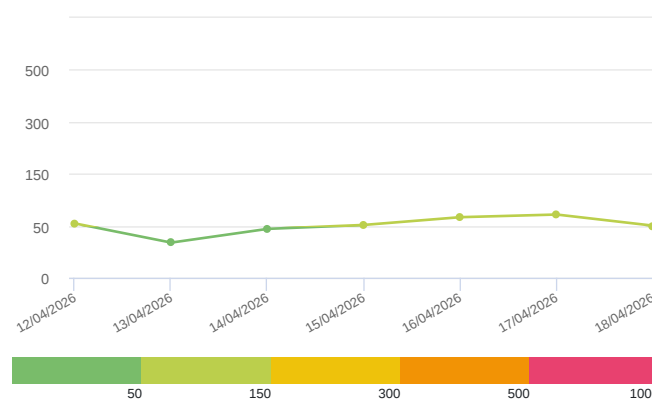
R. Humidity (%)



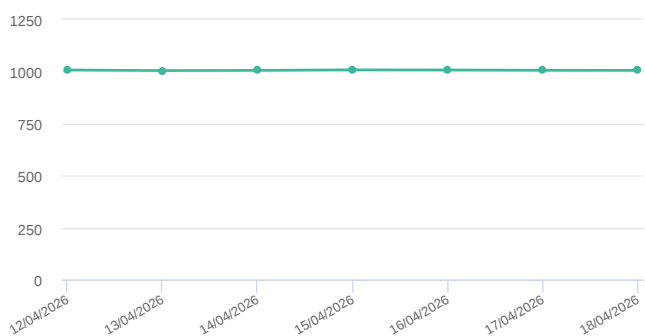
PM₁ (μg/m³)



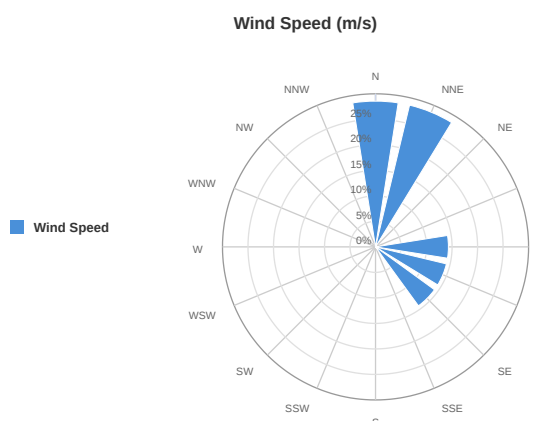
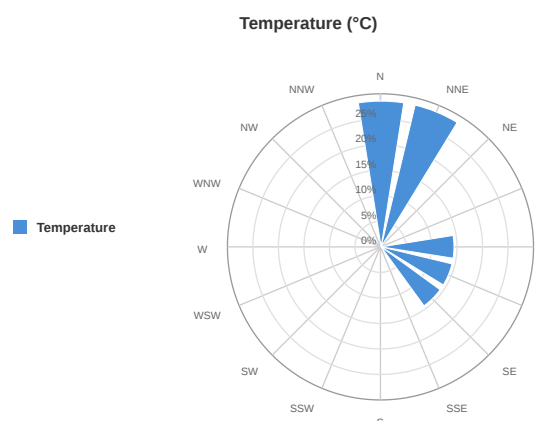
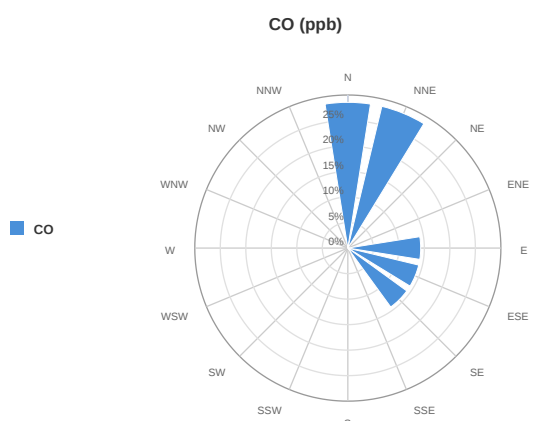
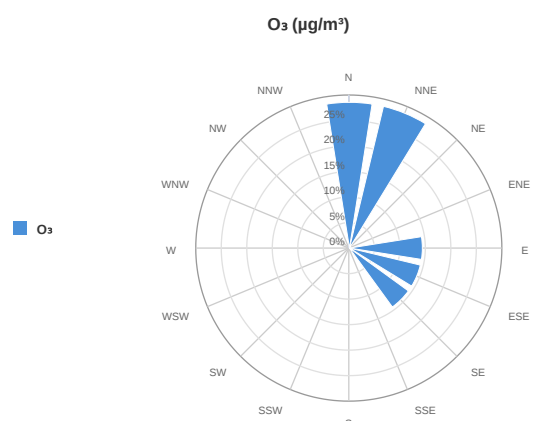
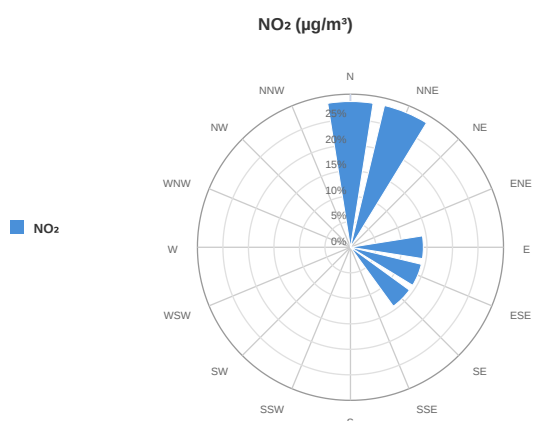
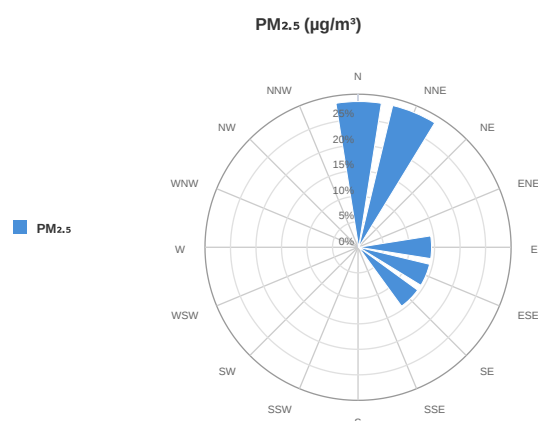
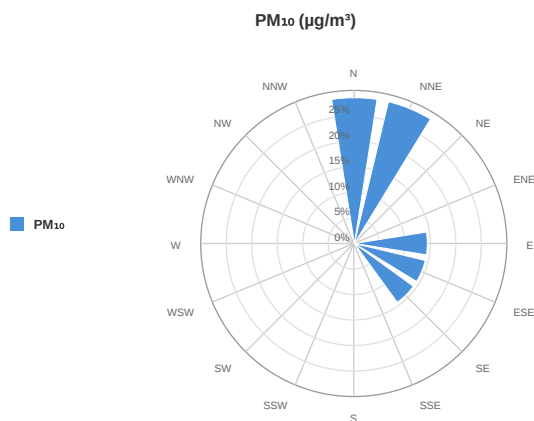
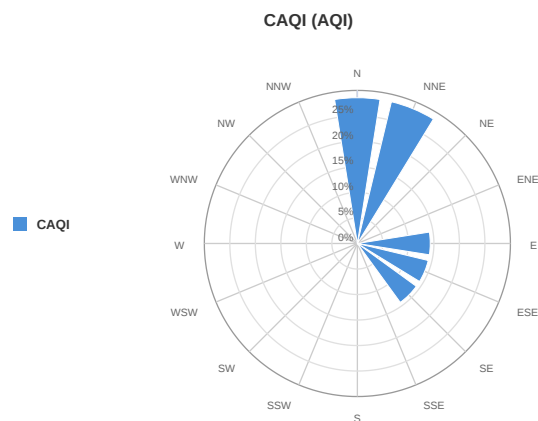
PM₁₀₀ (μg/m³)



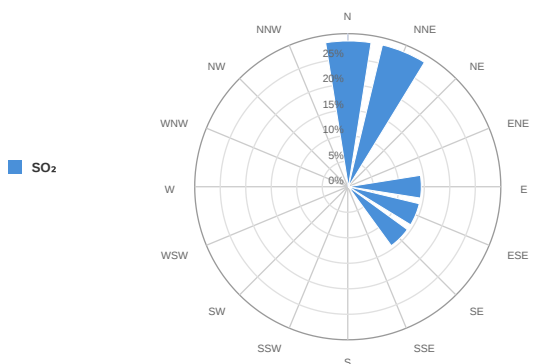
Pressure (hPa)



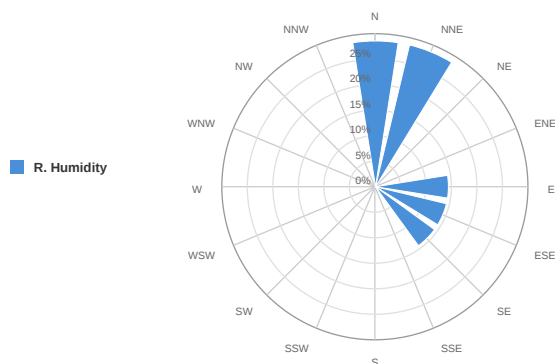
Media zilnică



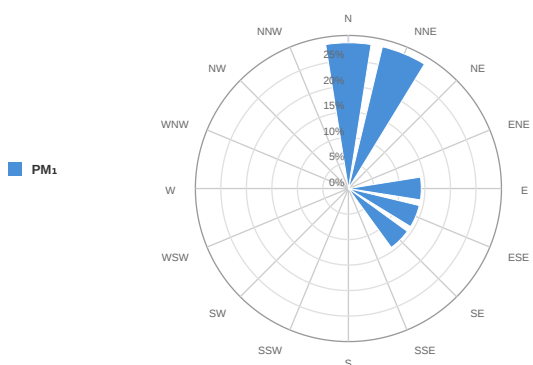
SO₂ (ppb)



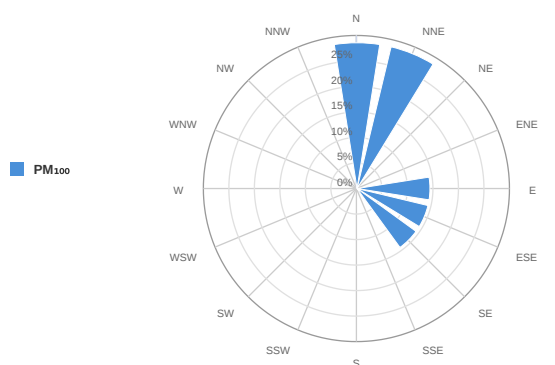
R. Humidity (%)



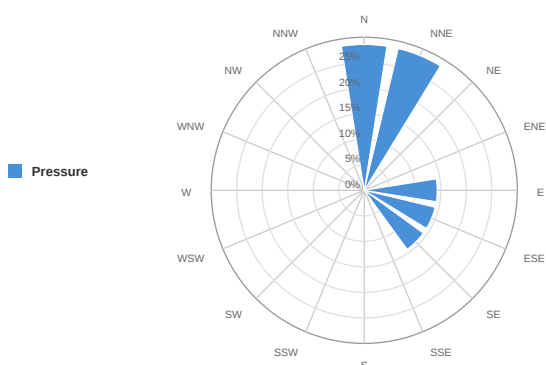
PM₁ (μg/m³)



PM₁₀₀ (μg/m³)



Pressure (HPa)



Alerte

No alerts for the selected date and time range

Parametrii indicelui de calitate al aerului (ICA)

Media zilnică

To Date	CAQI AQI	PM ₁₀ μg/m ³	PM _{2.5} μg/m ³	NO ₂ μg/m ³	O ₃ μg/m ³
12/04/2026, 23:59	33	32.51	12.96	11.33	28.27
13/04/2026, 23:59	19	19.18	7.86	11.92	32.22
14/04/2026, 23:59	27	26.53	9.19	21	21.28
15/04/2026, 23:59	31	29.95	10.79	23.94	14.51
16/04/2026, 23:59	43	43.14	15.79	25.46	9.35
17/04/2026, 23:59	49	49.11	17.9	26.67	9.62
18/04/2026, 23:59	28	26.68	8.89	13.68	26.46

Alți parametri

Media zilnică

To Date	CO ppb	Temperature °C	Wind Speed m/s	Wind Direction degree	Battery %	SO ₂ ppb	R. Humidity %	PM ₁ μg/m ³	PM ₁₀₀ μg/m ³	Pressure HPa
12/04/2026, 23:59	341.69	10.83	2.08	92.37	100	2.49	54.07	11.41	54.51	1008.03
13/04/2026, 23:59	325.89	13.68	3.05	104.34	100	1.68	48.9	6.74	33.79	1004.94
14/04/2026, 23:59	357.87	16.5	2.19	137.09	100	1.87	50.46	7.59	47	1006.01
15/04/2026, 23:59	339.85	18.41	1.11	27.75	100	2.36	53.01	8.88	51.62	1008.6
16/04/2026, 23:59	349.05	18.11	2.09	5.42	100	3.13	59.47	13.42	66.47	1007.86
17/04/2026, 23:59	340.99	18.13	3.98	8.02	100	3.46	58.78	15.41	71.57	1006.48
18/04/2026, 23:59	318.28	15.22	5.1	14.26	100	3.05	52.73	7.43	50.22	1006.04

Oizom will not be responsible for Environmental Data accuracy once Validated