

Primaria Dumbravita

WEEKLY AIR-QUALITY REPORT

Timp de la: **26/04/2026, 00:00**
Timp până la: **03/05/2026, 00:00**

Numele dispozitivului: **Primaria Dumbravita**
Locația dispozitivului: **Parcul Central Dumbravita, Strada Petőfi Sándor 77, Dumbrăvița, Romania**

Parametrii: **CAQI , PM₁₀ , PM_{2.5} , NO₂ , O₃ , CO , Temperature , Wind Speed , Wind Direction , SO₂ , R. Humidity , PM₁ , PM₁₀₀ , Pressure**

Primaria Dumbravita
Parcul Central Dumbravita, Strada
Petőfi Sándor 77, Dumbrăvița,
Romania



Media indicelui de calitate al aerului (ICA): 27

Prezentare generală zilnică: Parametrii indicelui de calitate al aerului (ICA)

	CAQI AQI	PM ₁₀ μg/m ³	PM _{2.5} μg/m ³	NO ₂ μg/m ³	O ₃ μg/m ³
Average	27	26.32	6.02	17.59	23.24
Maximum	32	31.67	7.39	20.87	33.22
Date	26/04/2026	26/04/2026	02/05/2026	27/04/2026	30/04/2026
Minimum	23	23.11	4.93	9.52	20.05
Date	01/05/2026	01/05/2026	27/04/2026	30/04/2026	02/05/2026

The data shown above is based on Media zilnică .

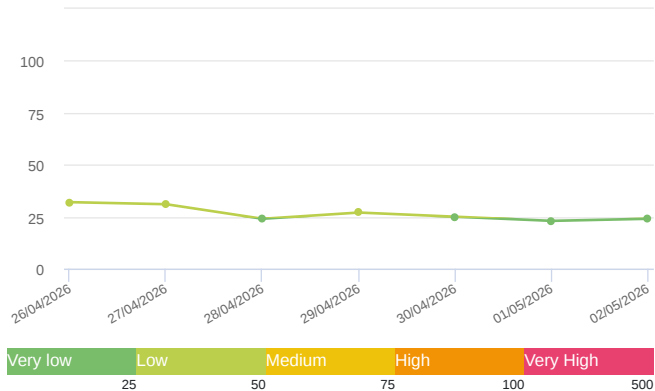
Prezentare generală zilnică: Alți parametri

	CO ppb	Temperature °C	Wind Speed m/s	Wind Direction degree	Battery %	SO ₂ ppb	R. Humidity %	PM ₁ μg/m ³	PM ₁₀₀ μg/m ³	Pressure HPa
Average	324.79	14.22	3.37	19.1	100	2.84	46.67	4.22	52.36	1009.74
Maximum	342.5	16.11	6.01	7.88	100	3.37	50.45	5.89	56.39	1014.06
Date	01/05/2026	26/04/2026	30/04/2026	30/04/2026	26/04/2026	26/04/2026	01/05/2026	02/05/2026	27/04/2026	01/05/2026
Minimum	315.44	12.26	2.48	47.9	100	2.51	40.16	2.84	47.77	1004.31
Date	29/04/2026	01/05/2026	27/04/2026	27/04/2026	26/04/2026	30/04/2026	30/04/2026	27/04/2026	02/05/2026	26/04/2026

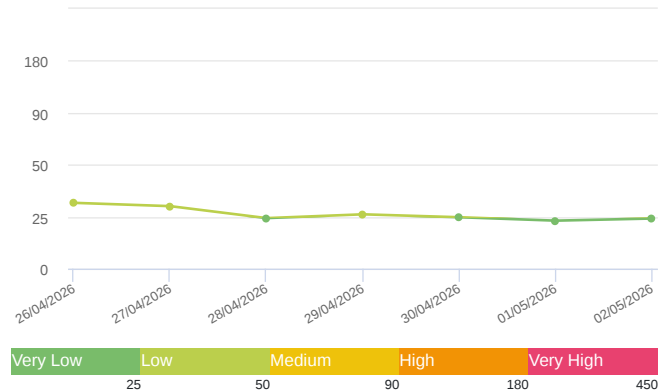
The data shown above is based on Media zilnică .

Media zilnică

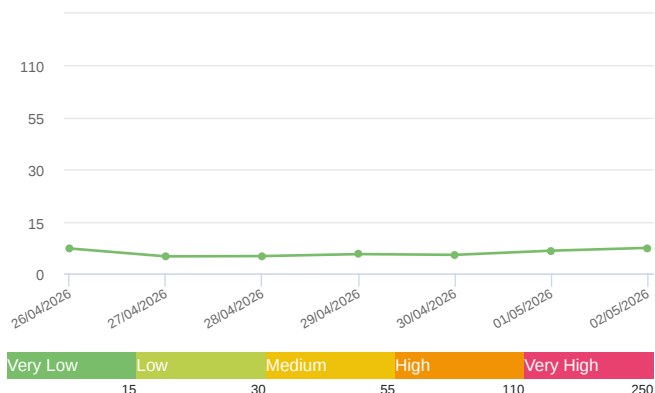
CAQI (AQI)



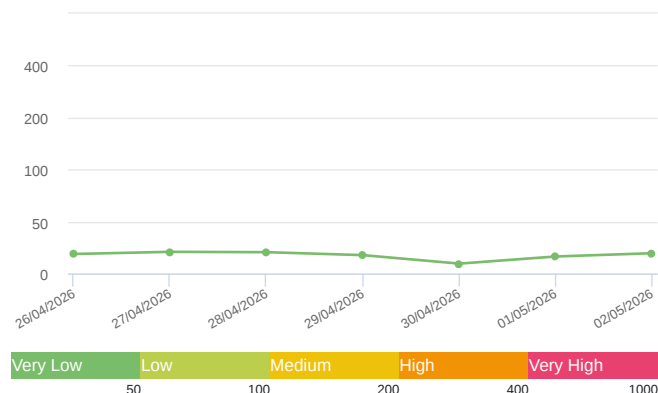
PM₁₀ (μg/m³)



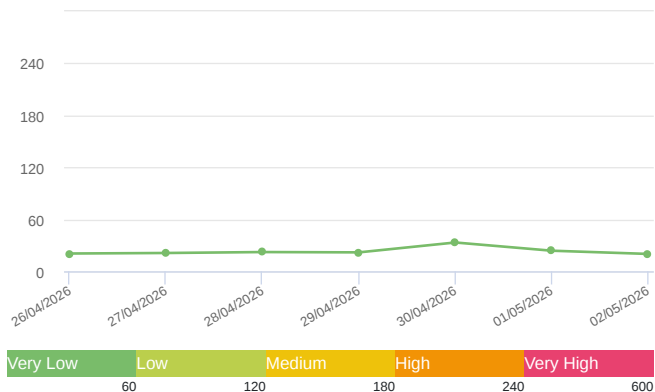
PM_{2.5} (μg/m³)



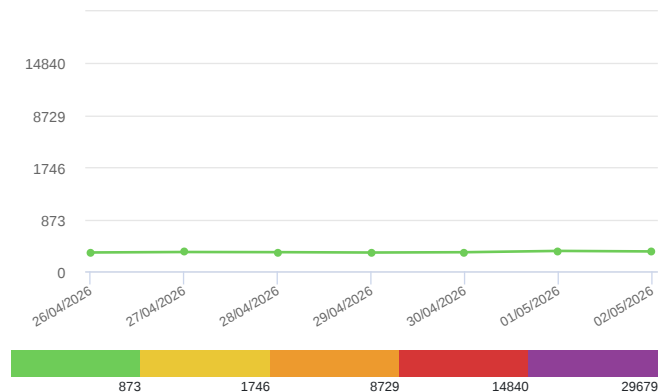
NO₂ (μg/m³)



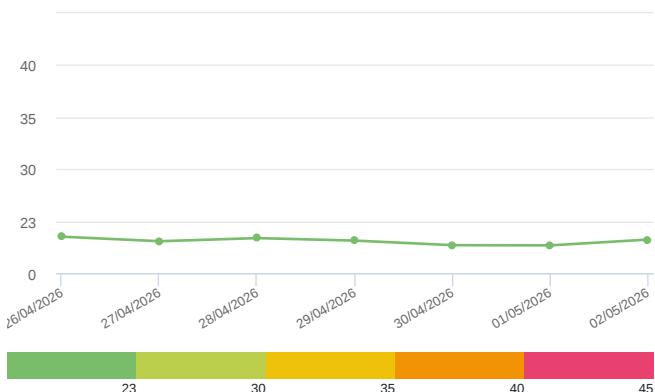
O₃ (μg/m³)



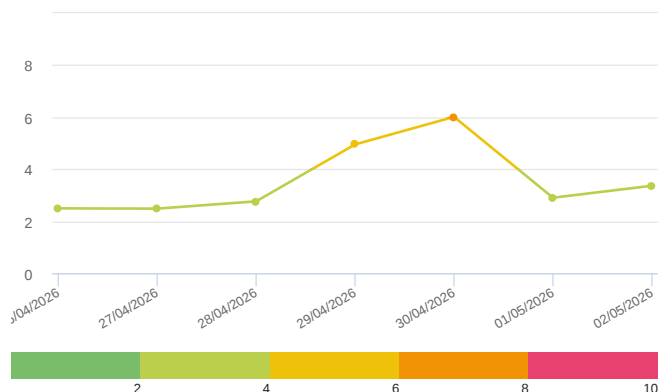
CO (ppb)



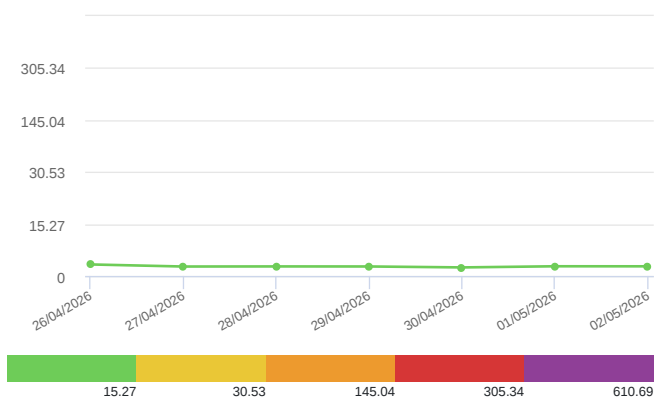
Temperature (°C)



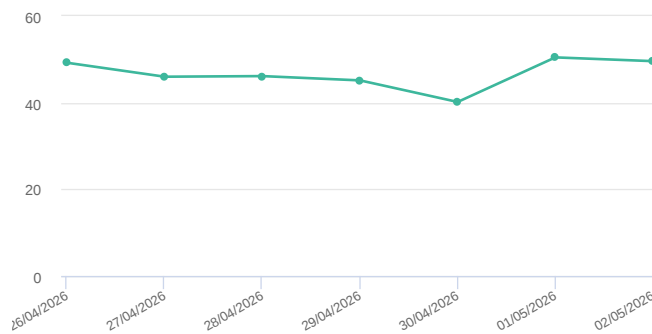
Wind Speed (m/s)



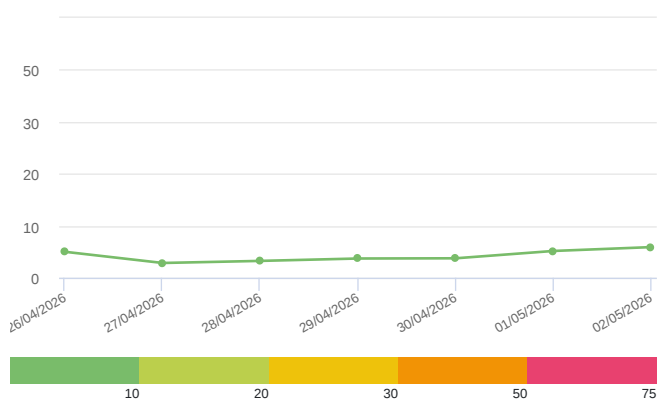
SO₂ (ppb)



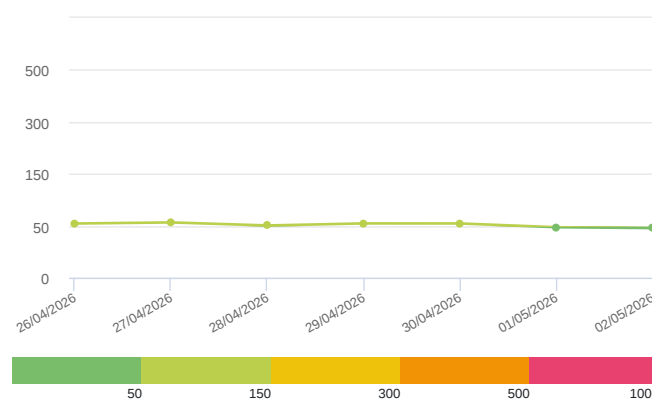
R. Humidity (%)



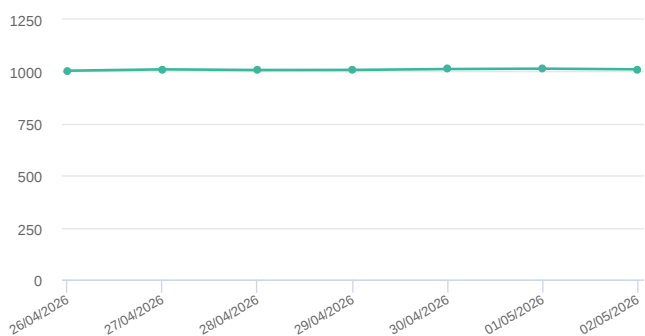
PM₁ (μg/m³)



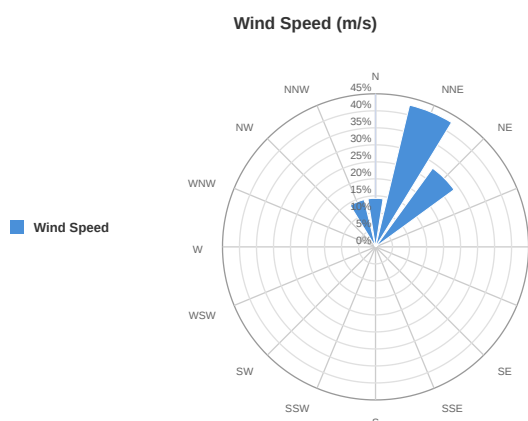
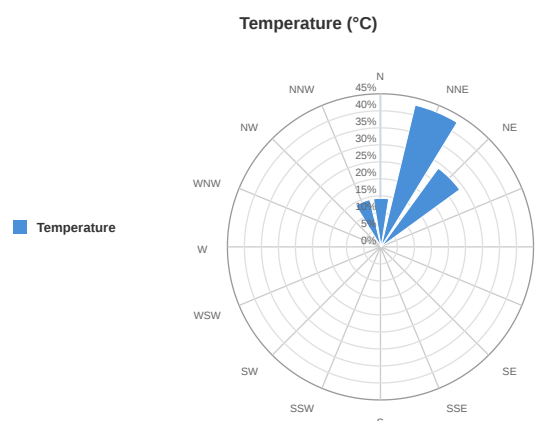
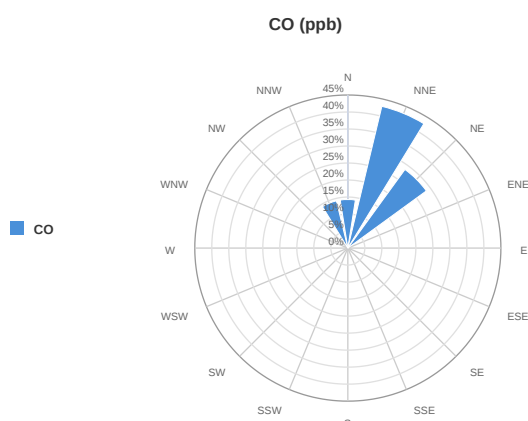
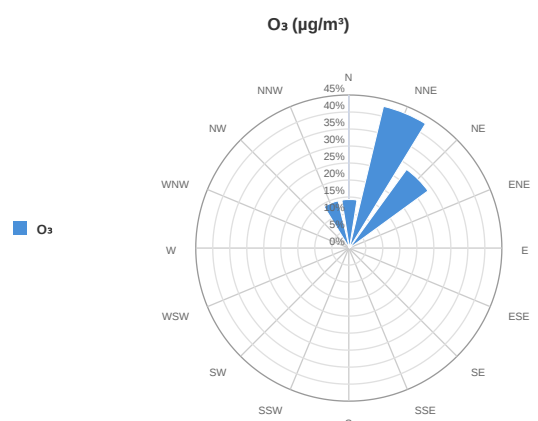
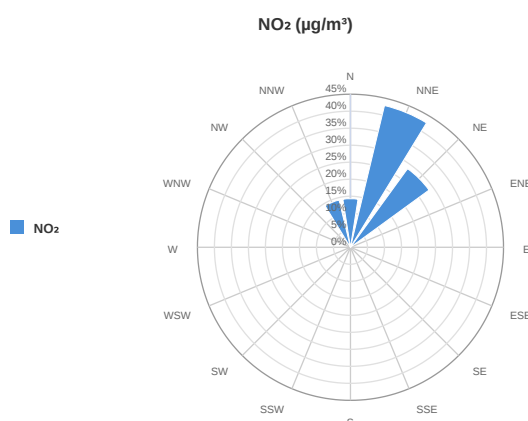
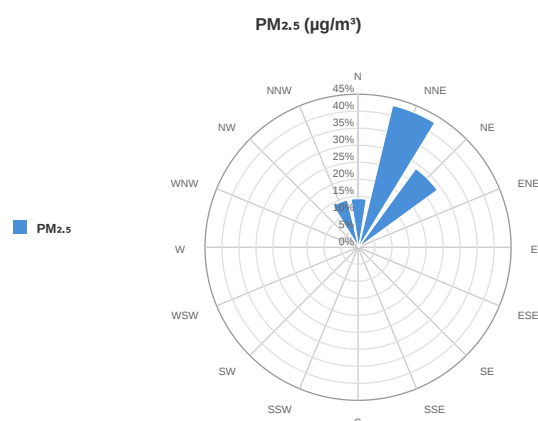
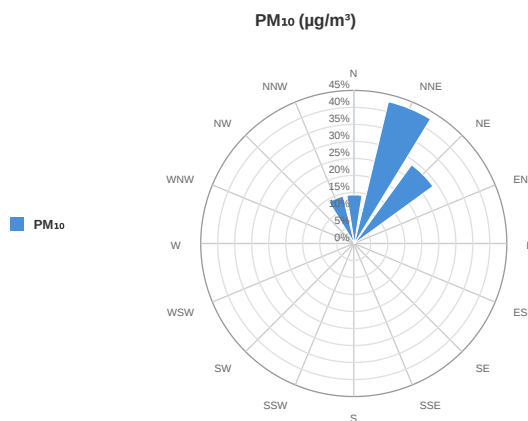
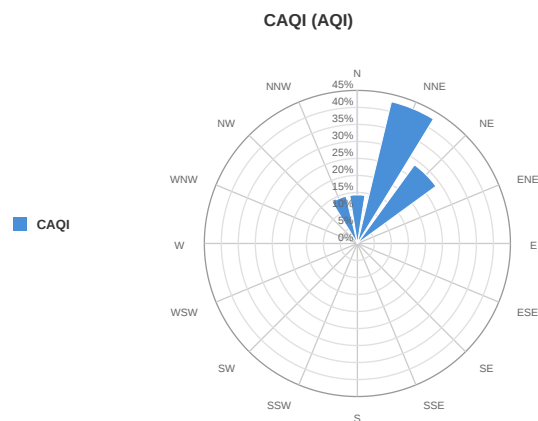
PM₁₀₀ (μg/m³)



Pressure (HPa)

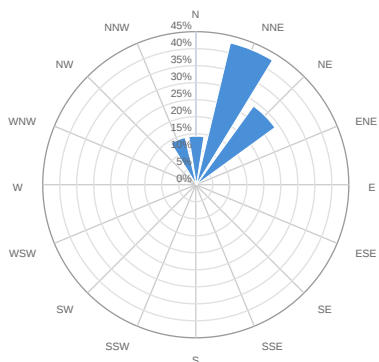


Media zilnică



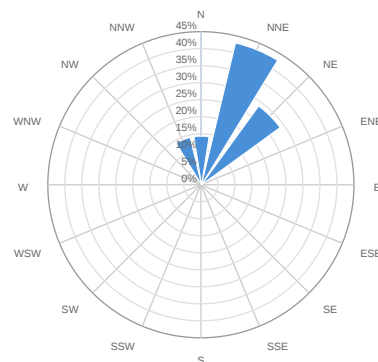
SO₂ (ppb)

■ SO₂



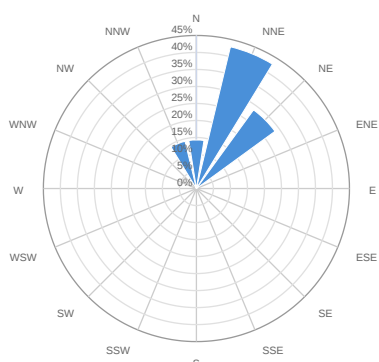
R. Humidity (%)

■ R. Humidity



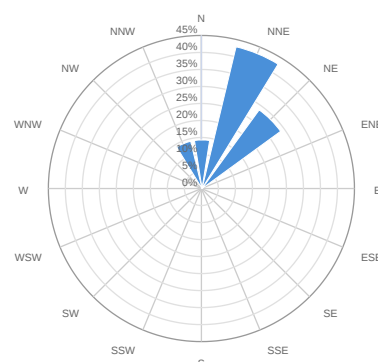
PM₁ (μg/m³)

■ PM₁



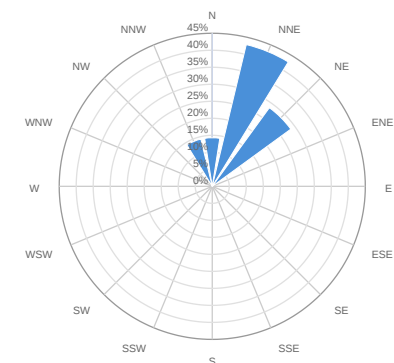
PM₁₀₀ (μg/m³)

■ PM₁₀₀



Pressure (HPa)

■ Pressure



Alerte

No alerts for the selected date and time range

Parametrii indicelui de calitate al aerului (ICA)

Media zilnică

To Date	CAQI AQI	PM ₁₀ μg/m ³	PM _{2.5} μg/m ³	NO ₂ μg/m ³	O ₃ μg/m ³
26/04/2026, 23:59	32	31.67	7.21	18.76	20.51
27/04/2026, 23:59	31	30.08	4.93	20.87	21.12
28/04/2026, 23:59	24	24.32	5.03	20.51	22.19
29/04/2026, 23:59	27	26.15	5.59	17.63	21.85
30/04/2026, 23:59	25	24.74	5.38	9.52	33.22
01/05/2026, 23:59	23	23.11	6.59	16.35	23.76
02/05/2026, 23:59	24	24.13	7.39	19.52	20.05

Alți parametri

Media zilnică

To Date	CO ppb	Temperature °C	Wind Speed m/s	Wind Direction degree	Battery %	SO ₂ ppb	R. Humidity %	PM ₁ μg/m ³	PM ₁₀₀ μg/m ³	Pressure HPa
26/04/2026, 23:59	316.1	16.11	2.49	334.62	100	3.37	49.21	4.99	54.26	1004.31
27/04/2026, 23:59	323.86	14.09	2.48	47.9	100	2.77	45.99	2.84	56.39	1010.74
28/04/2026, 23:59	321.07	15.49	2.76	40.58	100	2.8	46.13	3.24	50.65	1007.64
29/04/2026, 23:59	315.44	14.38	4.95	20.86	100	2.78	45.14	3.7	54.49	1008.2
30/04/2026, 23:59	320.7	12.35	6.01	7.88	100	2.51	40.16	3.74	54.38	1012.25
01/05/2026, 23:59	342.5	12.26	2.9	23.42	100	2.84	50.45	5.15	48.6	1014.06
02/05/2026, 23:59	333.85	14.83	3.36	24.84	100	2.83	49.58	5.89	47.77	1010.96

Oizom will not be responsible for Environmental Data accuracy once Validated