

Primaria Deta

WEEKLY AIR-QUALITY REPORT

Timp de la: **29/03/2026, 00:00**
Timp până la: **05/04/2026, 00:00**

Numele dispozitivului: **Primaria Deta**
Locația dispozitivului: **Strada Aurel Vlaicu 2, Deta, Romania**

Parametrii: **NO₂ , O₃ , PM_{2.5} , PM₁₀ , Wind Speed , Wind Direction , CO , SO₂ , R. Humidity , PM₁ , PM₁₀₀ , Pressure , Temperature**

Primaria Deta
Strada Aurel Vlaicu 2, Deta, Romania



Media indicelui de calitate al aerului (ICA): **67**

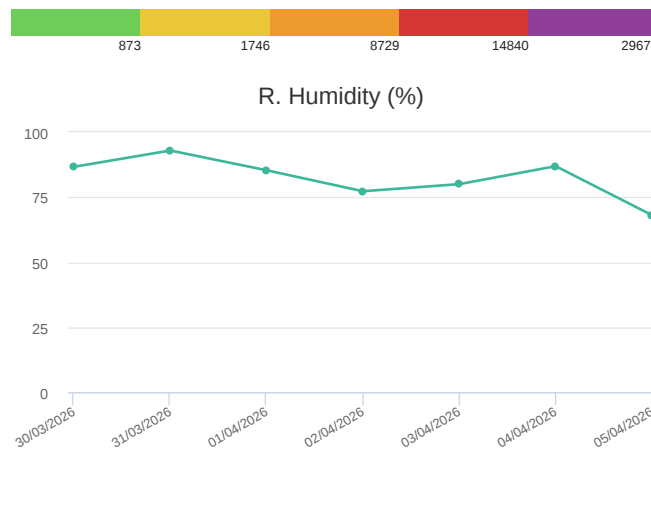
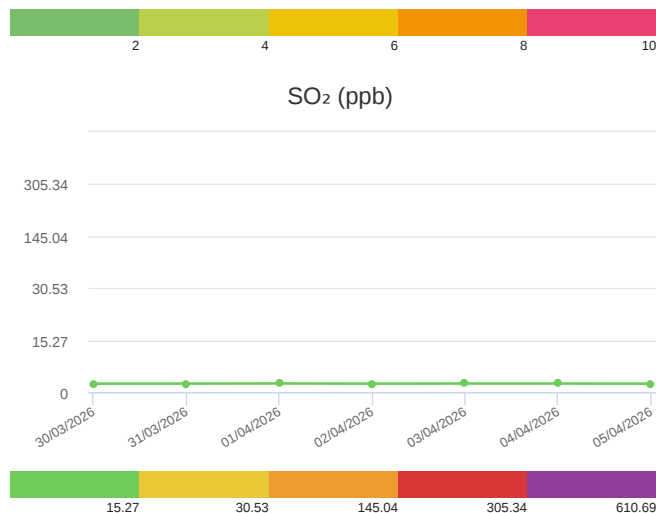
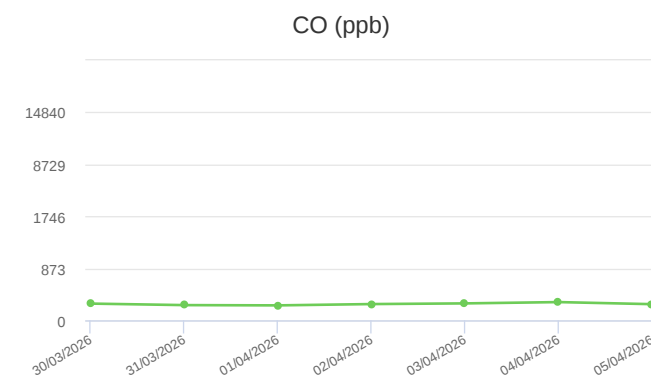
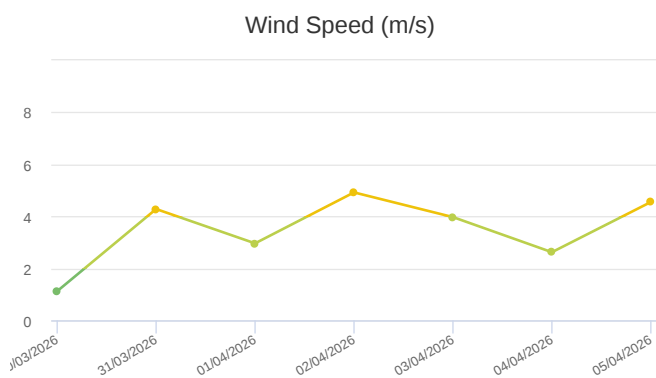
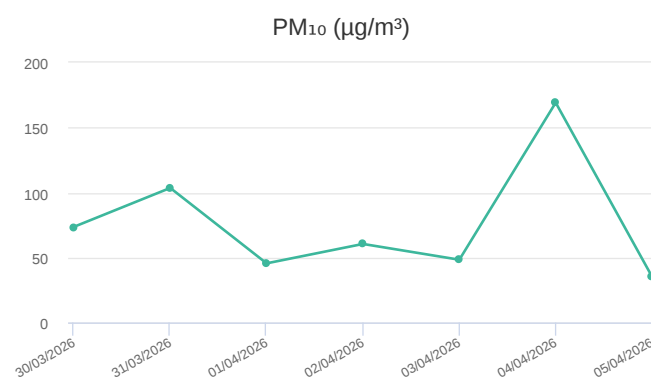
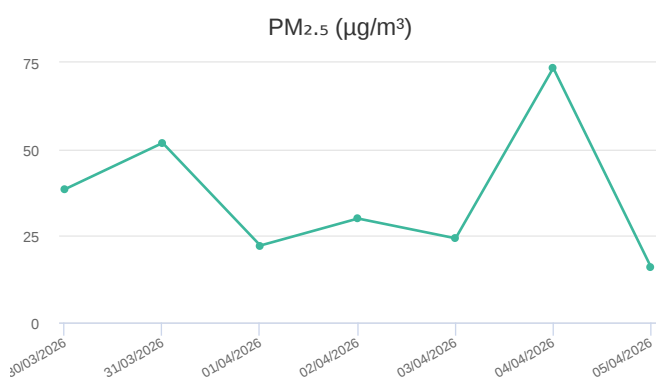
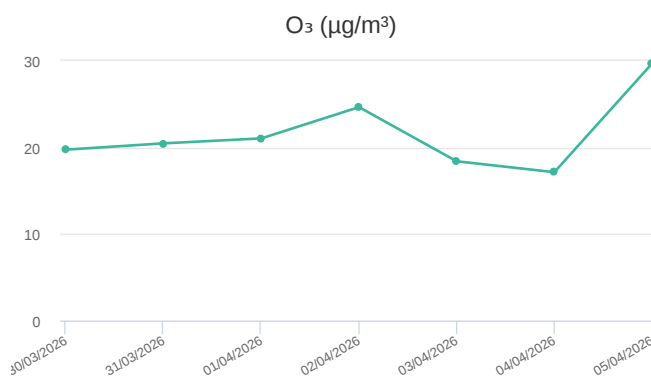
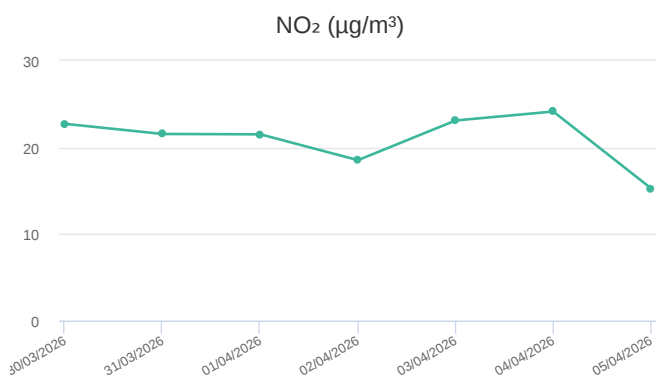
Prezentare generală zilnică: Parametrii indicelui de calitate al aerului (ICA)

	NO ₂ μg/m ³	O ₃ μg/m ³	PM _{2.5} μg/m ³	PM ₁₀ μg/m ³
Average	20.98	21.59	36.6	76.54
Maximum	24.14	29.67	73.44	169.15
Date	04/04/2026	05/04/2026	04/04/2026	04/04/2026
Minimum	15.29	17.14	16.02	35.27
Date	05/04/2026	04/04/2026	05/04/2026	05/04/2026

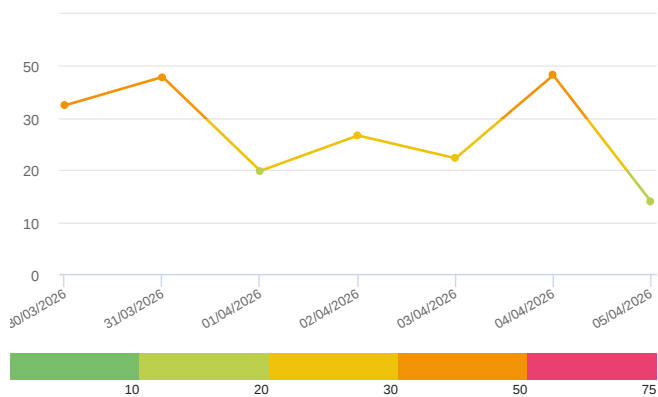
Prezentare generală zilnică: Alți parametri

	Wind Speed m/s	Wind Direction degree	Battery %	CO ppb	SO ₂ ppb	R. Humidity %	PM ₁ μg/m ³	PM ₁₀₀ μg/m ³	Pressure hPa	Temperature °C
Average	2.45	342.55	100	273.95	2.51	82.46	29.97	90.05	1002.26	10.1
Maximum	4.92	17.72	100	305.71	2.53	92.94	46.44	220.57	1008.63	13.37
Date	02/04/2026	02/04/2026	30/03/2026	04/04/2026	01/04/2026	31/03/2026	04/04/2026	04/04/2026	05/04/2026	05/04/2026
Minimum	1.12	172.66	100	250.51	2.47	68.06	13.95	43.82	995.47	7.39
Date	30/03/2026	30/03/2026	30/03/2026	01/04/2026	30/03/2026	05/04/2026	05/04/2026	05/04/2026	03/04/2026	01/04/2026

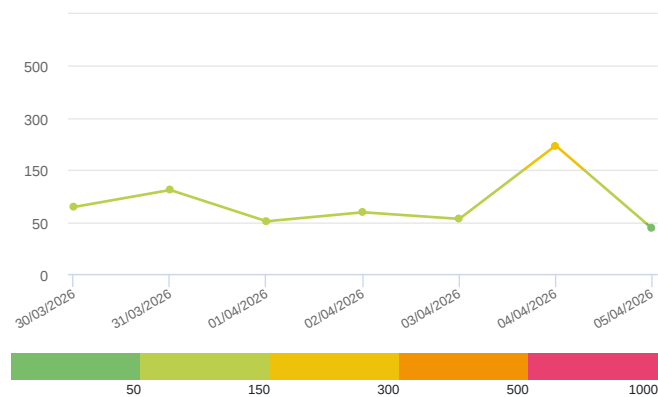
Media zilnică



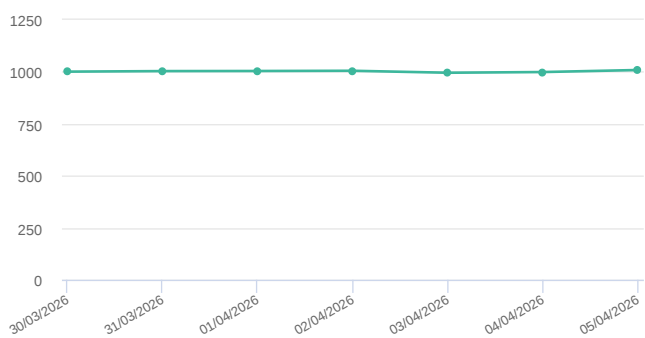
PM₁ (μg/m³)



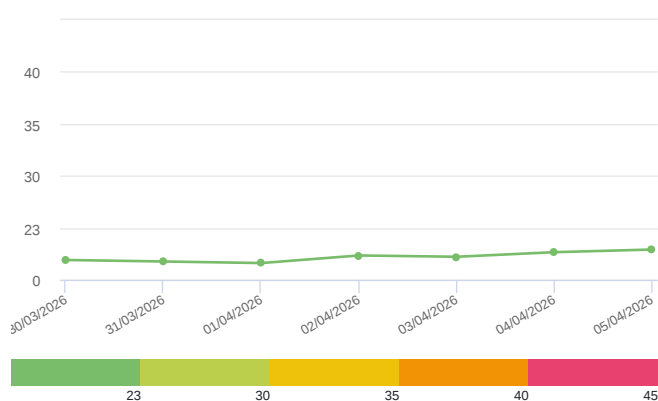
PM₁₀₀ (μg/m³)



Pressure (hPa)

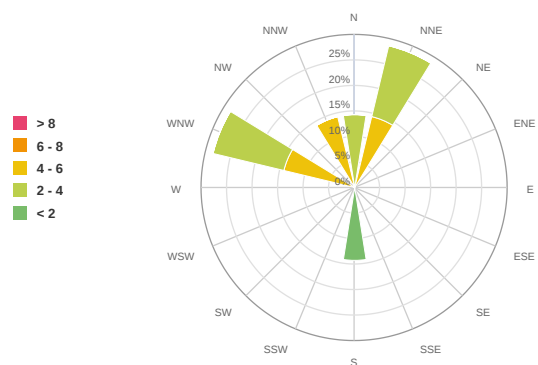


Temperature (°C)

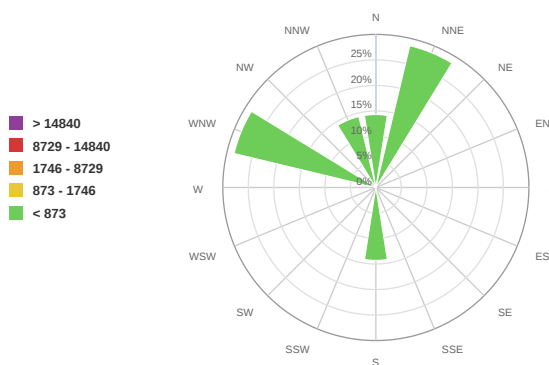


Media zilnică

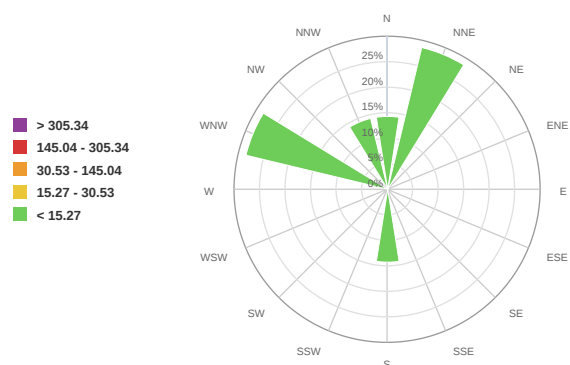
Wind Speed (m/s)



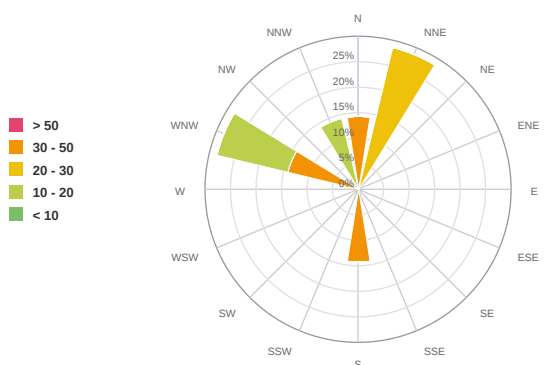
CO (ppb)



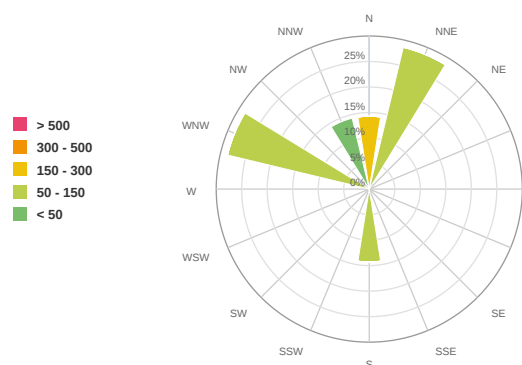
SO₂ (ppb)



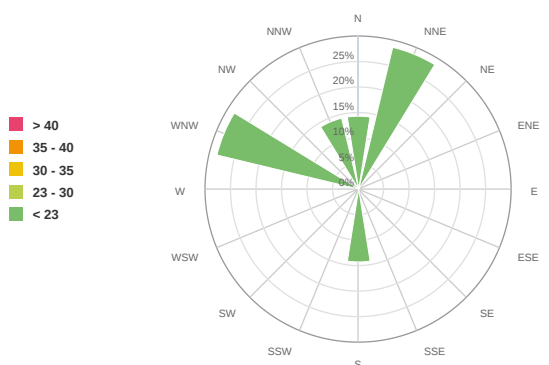
PM₁ (μg/m³)



PM₁₀₀ (μg/m³)



Temperature (°C)



Alerte

No alerts for the selected date and time range

Parametrii indicelui de calitate al aerului (ICA)

Media zilnică

To Date	NO ₂ μg/m ³	O ₃ μg/m ³	PM _{2.5} μg/m ³	PM ₁₀ μg/m ³
30/03/2026, 00:59	22.72	19.74	38.47	73.6
31/03/2026, 00:59	21.55	20.47	51.81	103.52
01/04/2026, 00:59	21.51	21.04	22.21	45.51
02/04/2026, 00:59	18.53	24.65	30	60.43
03/04/2026, 00:59	23.11	18.4	24.29	48.3
04/04/2026, 00:59	24.14	17.14	73.44	169.15
05/04/2026, 00:59	15.29	29.67	16.02	35.27

Alți parametri

Media zilnică

To Date	Wind Speed m/s	Wind Direction degree	Battery %	CO ppb	SO ₂ ppb	R. Humidity %	PM ₁ μg/m ³	PM ₁₀₀ μg/m ³	Pressure HPa	Temperature °C
30/03/2026, 00:59	1.12	172.66	100	280.21	2.47	86.67	34.87	78.78	1000.76	8.73
31/03/2026, 00:59	4.28	286.38	100	254.62	2.51	92.94	45.8	111.46	1003.35	8.08
01/04/2026, 00:59	2.96	295.03	100	250.51	2.53	85.34	19.83	51.26	1003.85	7.39
02/04/2026, 00:59	4.92	17.72	100	272.34	2.49	77.27	26.63	68.58	1004.93	10.74
03/04/2026, 00:59	3.97	29.35	100	283.97	2.52	80.01	22.26	55.9	995.47	10.16
04/04/2026, 00:59	2.62	351.04	100	305.71	2.52	86.91	46.44	220.57	998.84	12.2
05/04/2026, 00:59	4.55	340.33	100	270.27	2.48	68.06	13.95	43.82	1008.63	13.37

Oizom will not be responsible for Environmental Data accuracy once Validated