

Primaria Deta

WEEKLY AIR-QUALITY REPORT

Timp de la: **22/02/2026, 00:00**
Timp până la: **01/03/2026, 00:00**

Numele dispozitivului: **Primaria Deta**
Locația dispozitivului: **Strada Aurel Vlaicu 2, Deta, Romania**

Parametrii: **CAQI , NO₂ , O₃ , PM_{2.5} , PM₁₀ , Wind Speed , Wind Direction , CO , SO₂ , R. Humidity , PM₁ , PM₁₀₀ , Pressure , Temperature**

Primaria Deta
Strada Aurel Vlaicu 2, Deta, Romania



Media indicelui de calitate al aerului (ICA): **40**

Prezentare generală zilnică: Parametrii indicelui de calitate al aerului (ICA)

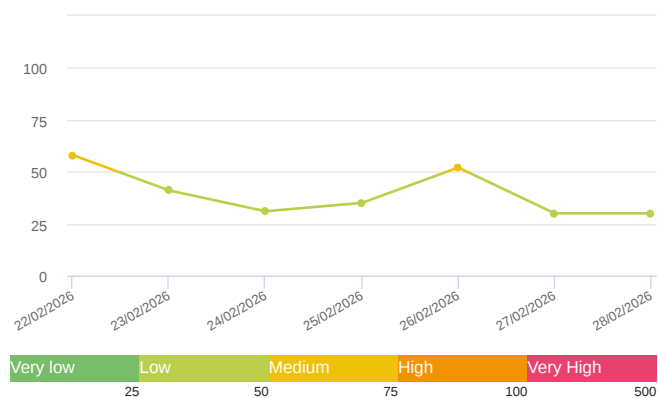
| | CAQI AQI | NO ₂ μg/m ³ | O ₃ μg/m ³ | PM _{2.5} μg/m ³ | PM ₁₀ μg/m ³ |
|----------------|-------------|--------------------------------------|-------------------------------------|----------------------------------------|---------------------------------------|
| Average | 40 | 21.48 | 23.77 | 19.37 | 39.63 |
| Maximum | 58 | 27.2 | 29.08 | 33.18 | 62.05 |
| Date | 22/02/2026 | 22/02/2026 | 28/02/2026 | 22/02/2026 | 22/02/2026 |
| Minimum | 30 | 17.13 | 20.37 | 14.17 | 28.73 |
| Date | 27/02/2026 | 28/02/2026 | 22/02/2026 | 27/02/2026 | 28/02/2026 |

Prezentare generală zilnică: Alți parametri

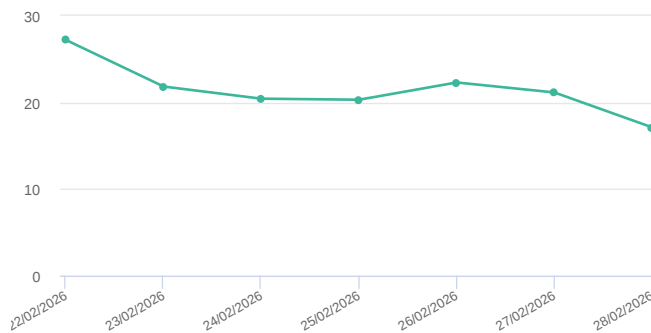
| | Wind Speed m/s | Wind Direction degree | Battery % | CO ppb | SO ₂ ppb | R. Humidity % | PM ₁ μg/m ³ | PM ₁₀₀ μg/m ³ | Pressure hPa | Temperature °C |
|----------------|-------------------|--------------------------|--------------|------------|------------------------|------------------|--------------------------------------|----------------------------------------|-----------------|-------------------|
| Average | 0.53 | 257.47 | 100 | 312.07 | 2.51 | 75.6 | 17.24 | 46.85 | 1014.76 | 6.88 |
| Maximum | 3.69 | 290.72 | 100 | 348.94 | 2.52 | 84.08 | 30.2 | 70.21 | 1019.73 | 8.39 |
| Date | 24/02/2026 | 24/02/2026 | 22/02/2026 | 27/02/2026 | 23/02/2026 | 22/02/2026 | 22/02/2026 | 26/02/2026 | 26/02/2026 | 24/02/2026 |
| Minimum | 1 | 219.45 | 100 | 270.73 | 2.49 | 60.69 | 12.54 | 34.05 | 1007.03 | 5.18 |
| Date | 22/02/2026 | 22/02/2026 | 22/02/2026 | 24/02/2026 | 24/02/2026 | 28/02/2026 | 24/02/2026 | 28/02/2026 | 24/02/2026 | 22/02/2026 |

Media zilnică

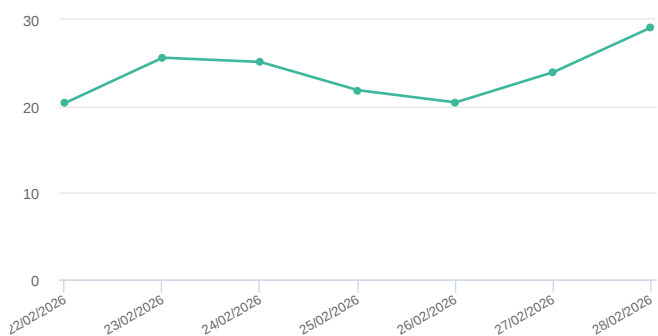
CAQI (AQI)



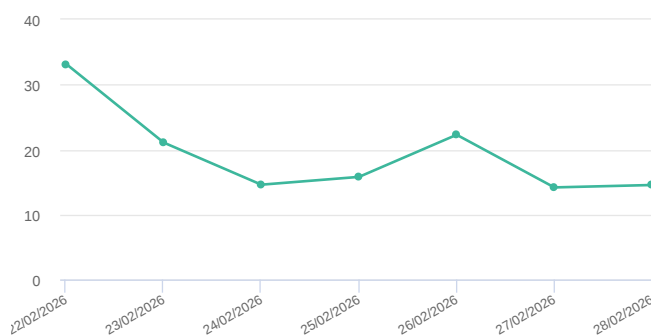
NO₂ (μg/m³)



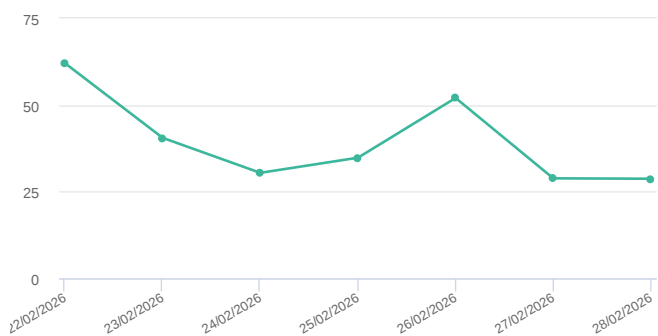
O₃ (μg/m³)



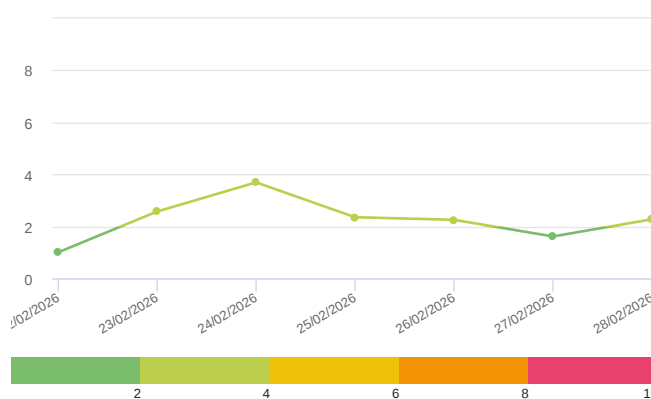
PM_{2.5} (μg/m³)



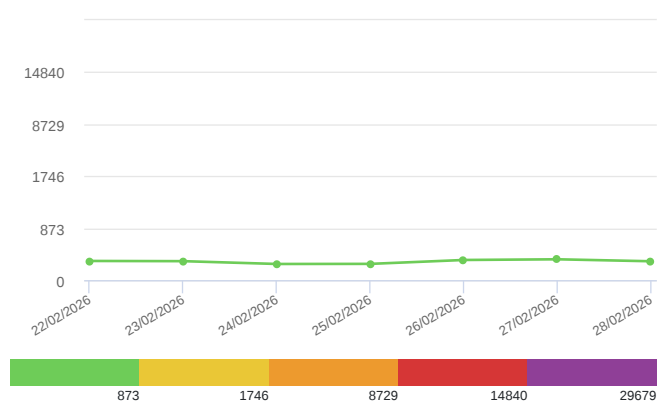
PM₁₀ (μg/m³)



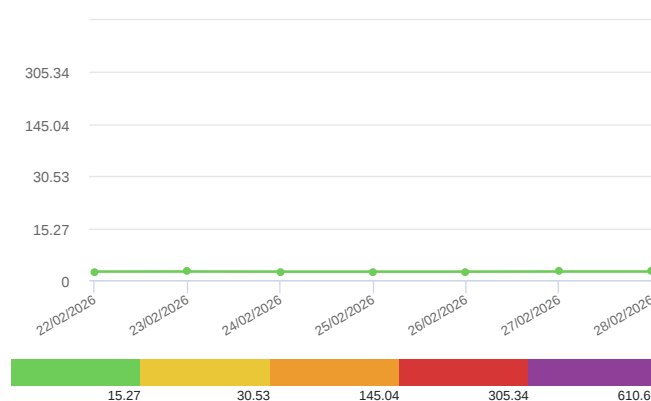
Wind Speed (m/s)



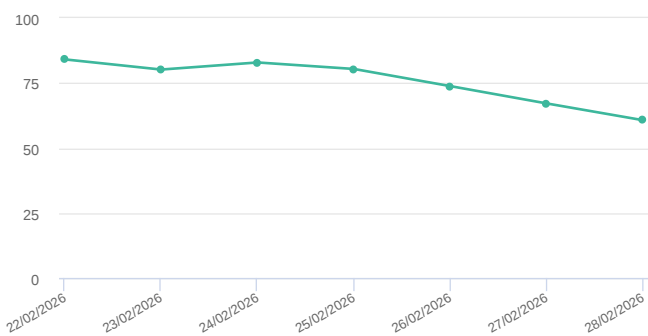
CO (ppb)



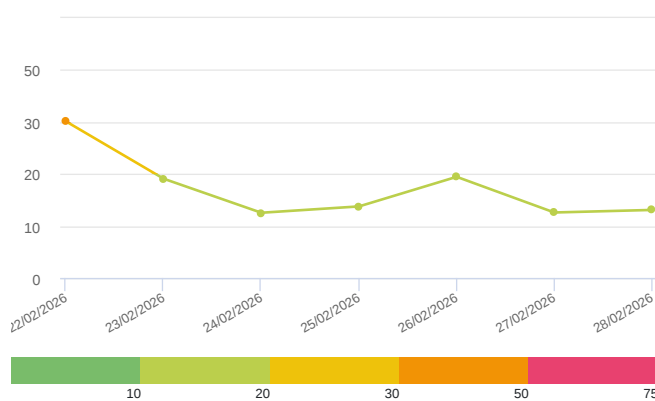
SO₂ (ppb)



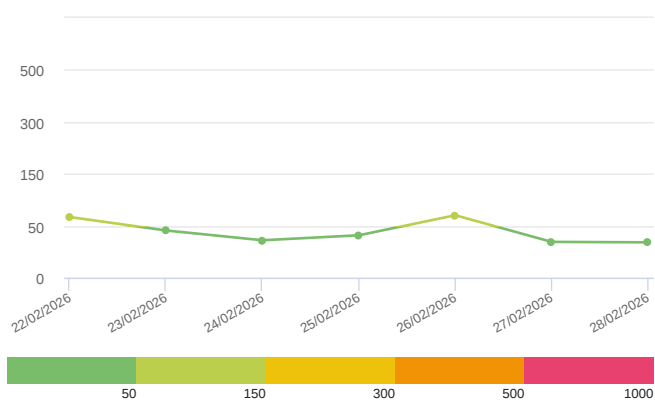
R. Humidity (%)



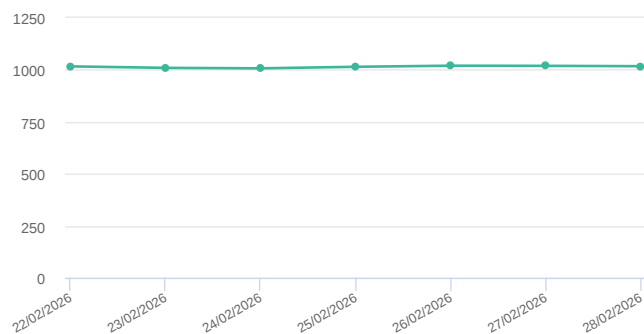
PM₁ (μg/m³)



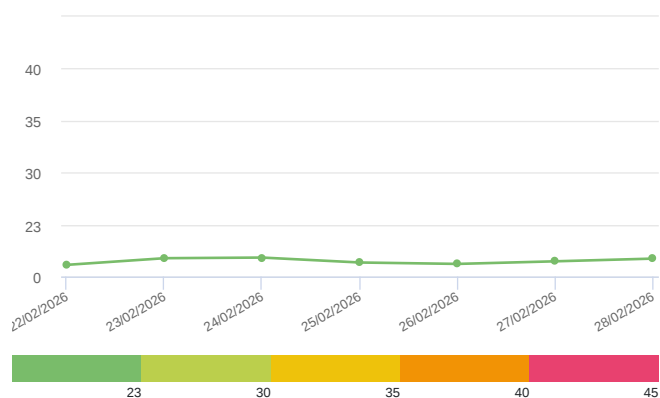
PM₁₀₀ (μg/m³)



Pressure (hPa)



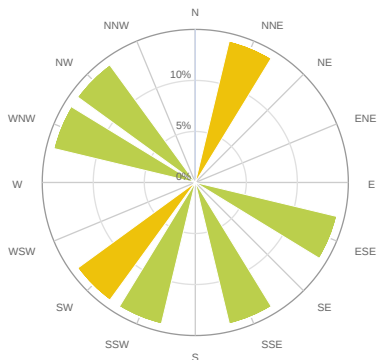
Temperature (°C)



Media zilnică

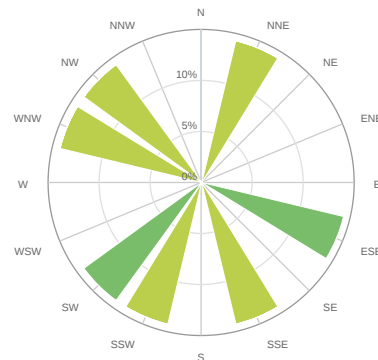
CAQI (AQI)

- > 100
- 75 - 100
- 50 - 75
- 25 - 50
- < 25



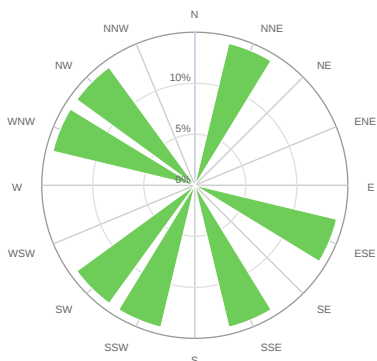
Wind Speed (m/s)

- > 8
- 6 - 8
- 4 - 6
- 2 - 4
- < 2



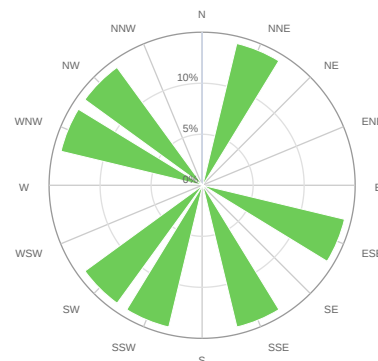
CO (ppb)

- > 14840
- 8729 - 14840
- 1746 - 8729
- 873 - 1746
- < 873



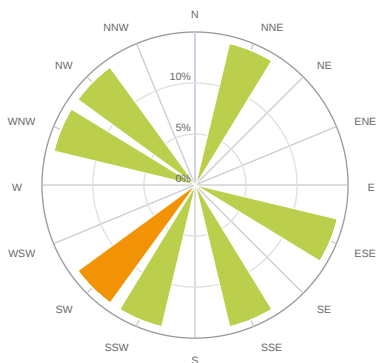
SO₂ (ppb)

- > 305.34
- 145.04 - 305.34
- 30.53 - 145.04
- 15.27 - 30.53
- < 15.27



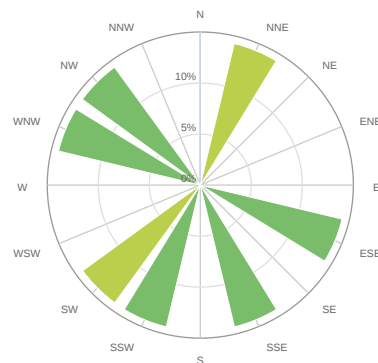
PM₁ (μg/m³)

- > 50
- 30 - 50
- 20 - 30
- 10 - 20
- < 10



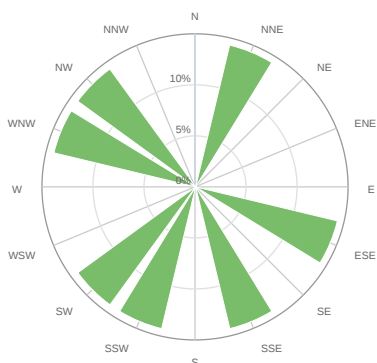
PM₁₀₀ (μg/m³)

- > 500
- 300 - 500
- 150 - 300
- 50 - 150
- < 50



Temperature (°C)

- > 40
- 35 - 40
- 30 - 35
- 23 - 30
- < 23



Alerte

No alerts for the selected date and time range

Parametrii indicelui de calitate al aerului (ICA)

Media zilnică

| To Date | CAQI AQI | NO ₂ μg/m ³ | O ₃ μg/m ³ | PM _{2.5} μg/m ³ | PM ₁₀ μg/m ³ |
|-------------------|-------------|--------------------------------------|-------------------------------------|----------------------------------------|---------------------------------------|
| 22/02/2026, 23:59 | 58 | 27.2 | 20.37 | 33.18 | 62.05 |
| 23/02/2026, 23:59 | 41 | 21.83 | 25.6 | 21.07 | 40.52 |
| 24/02/2026, 23:59 | 31 | 20.43 | 25.11 | 14.59 | 30.43 |
| 25/02/2026, 23:59 | 35 | 20.31 | 21.85 | 15.79 | 34.79 |
| 26/02/2026, 23:59 | 52 | 22.3 | 20.44 | 22.27 | 52.03 |
| 27/02/2026, 23:59 | 30 | 21.15 | 23.93 | 14.17 | 28.84 |
| 28/02/2026, 23:59 | 30 | 17.13 | 29.08 | 14.54 | 28.73 |

Alți parametri

Media zilnică

| To Date | Wind Speed m/s | Wind Direction degree | Battery % | CO ppb | SO ₂ ppb | R. Humidity % | PM ₁ μg/m ³ | PM ₁₀₀ μg/m ³ | Pressure HPa | Temperature °C |
|-------------------|-------------------|--------------------------|--------------|-----------|------------------------|------------------|--------------------------------------|----------------------------------------|-----------------|-------------------|
| 22/02/2026, 23:59 | 1 | 219.45 | 100 | 321.61 | 2.51 | 84.08 | 30.2 | 66.84 | 1016.38 | 5.18 |
| 23/02/2026, 23:59 | 2.57 | 202.25 | 100 | 317.36 | 2.52 | 80.17 | 19.08 | 45.43 | 1009.33 | 8.11 |
| 24/02/2026, 23:59 | 3.69 | 290.72 | 100 | 270.73 | 2.49 | 82.9 | 12.54 | 36.06 | 1007.03 | 8.39 |
| 25/02/2026, 23:59 | 2.35 | 311.59 | 100 | 272.13 | 2.49 | 80.4 | 13.76 | 40.85 | 1014.49 | 6.22 |
| 26/02/2026, 23:59 | 2.25 | 16.39 | 100 | 337.85 | 2.49 | 73.8 | 19.45 | 70.21 | 1019.73 | 5.59 |
| 27/02/2026, 23:59 | 1.61 | 116.36 | 100 | 348.94 | 2.52 | 67.14 | 12.59 | 34.52 | 1019.01 | 6.75 |
| 28/02/2026, 23:59 | 2.27 | 150.04 | 100 | 315.91 | 2.52 | 60.69 | 13.08 | 34.05 | 1017.32 | 7.93 |

Oizom will not be responsible for Environmental Data accuracy once Validated