

Primaria Deta

WEEKLY AIR-QUALITY REPORT

Timp de la: **01/03/2026, 00:00**
Timp până la: **08/03/2026, 00:00**

Numele dispozitivului: **Primaria Deta**
Locația dispozitivului: **Strada Aurel Vlaicu 2, Deta, Romania**

Parametrii: **CAQI , NO₂ , O₃ , PM_{2.5} , PM₁₀ , Wind Speed , Wind Direction , CO , SO₂ , R. Humidity , PM₁ , PM₁₀₀ , Pressure , Temperature**

Primaria Deta
Strada Aurel Vlaicu 2, Deta, Romania



Media indicelui de calitate al aerului (ICA): **70**

Prezentare generală zilnică: Parametrii indicelui de calitate al aerului (ICA)

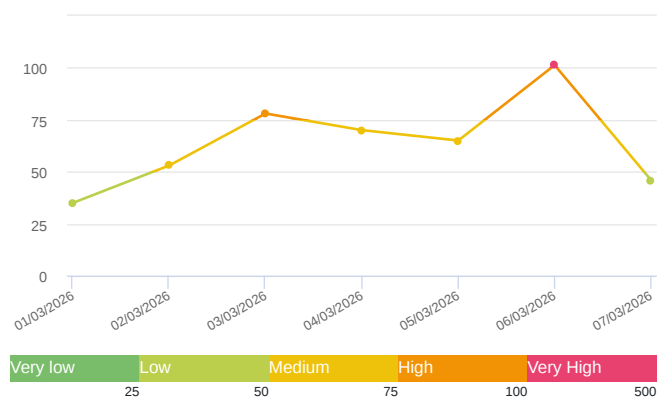
	CAQI AQI	NO ₂ μg/m ³	O ₃ μg/m ³	PM _{2.5} μg/m ³	PM ₁₀ μg/m ³
Average	70	22.57	21.11	35.63	82.4
Maximum	120	33.77	28.14	61.78	192.84
Date	06/03/2026	03/03/2026	07/03/2026	06/03/2026	06/03/2026
Minimum	35	17.05	10.39	16.81	33.9
Date	01/03/2026	07/03/2026	03/03/2026	01/03/2026	01/03/2026

Prezentare generală zilnică: Alți parametri

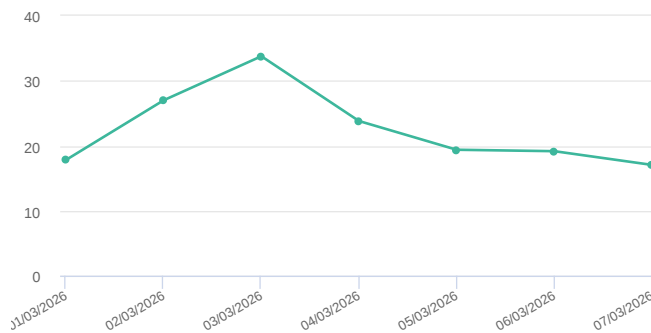
	Wind Speed m/s	Wind Direction degree	Battery %	CO ppb	SO ₂ ppb	R. Humidity %	PM ₁ μg/m ³	PM ₁₀₀ μg/m ³	Pressure hPa	Temperature °C
Average	0.79	80.26	100	381.96	2.59	68.1	29.8	116.47	1017.11	9.17
Maximum	2.55	30.28	100	473.95	3.07	75.17	44.56	370.65	1018.41	10.9
Date	06/03/2026	06/03/2026	01/03/2026	03/03/2026	03/03/2026	03/03/2026	03/03/2026	06/03/2026	03/03/2026	05/03/2026
Minimum	0.58	112.53	100	332.26	2.47	58.07	15.12	40.8	1015.8	6.43
Date	02/03/2026	02/03/2026	01/03/2026	05/03/2026	04/03/2026	01/03/2026	01/03/2026	01/03/2026	05/03/2026	02/03/2026

Media zilnică

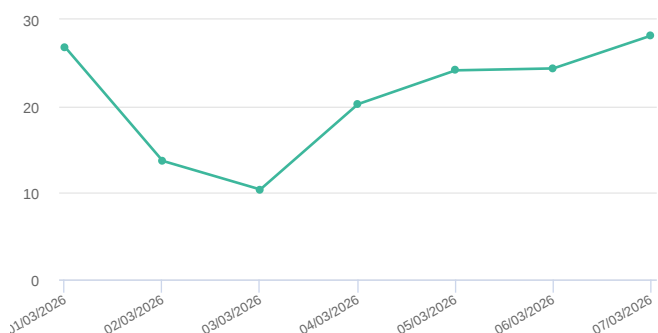
CAQI (AQI)



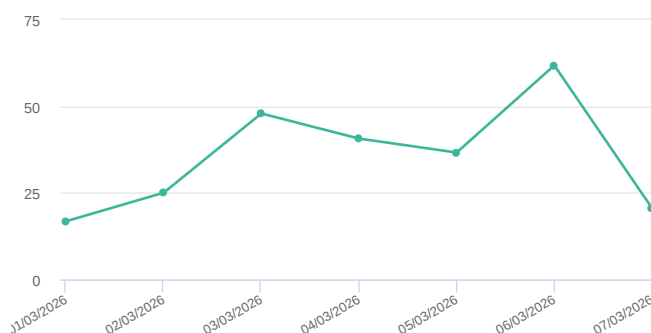
NO₂ (μg/m³)



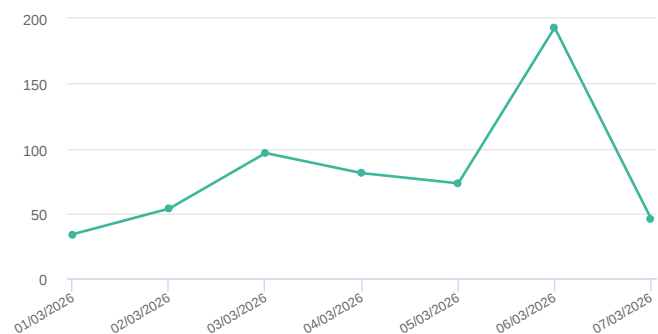
O₃ (μg/m³)



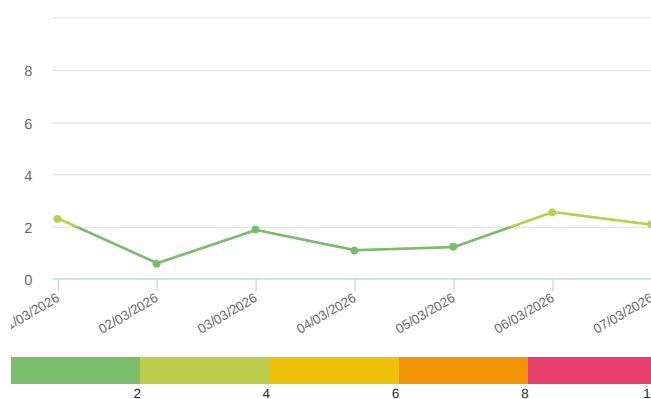
PM_{2.5} (μg/m³)



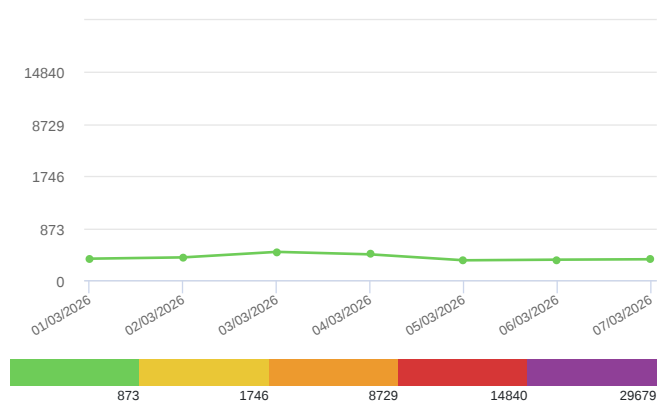
PM₁₀ (μg/m³)



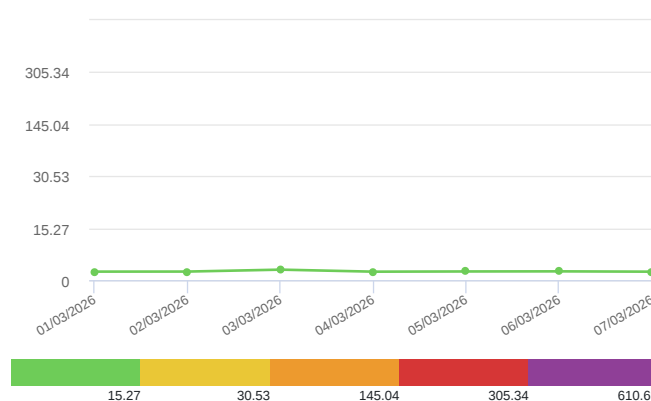
Wind Speed (m/s)



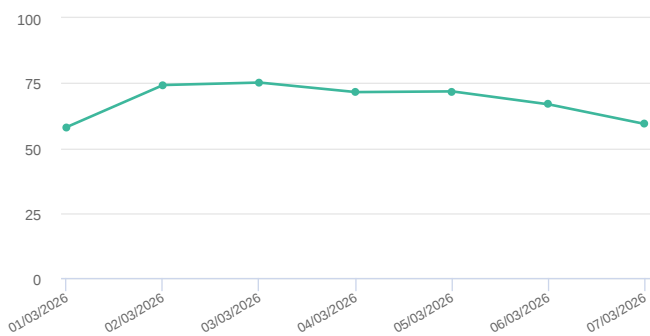
CO (ppb)



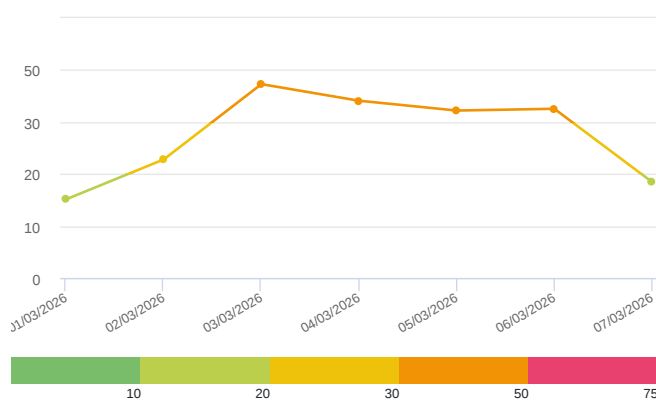
SO₂ (ppb)



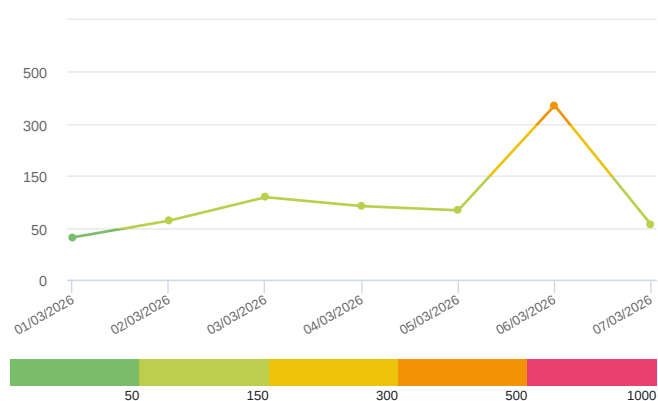
R. Humidity (%)



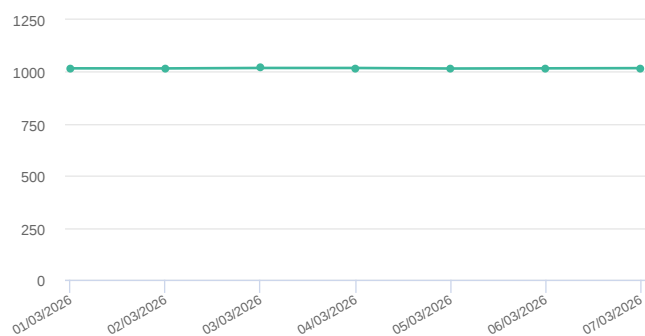
PM₁ (μg/m³)



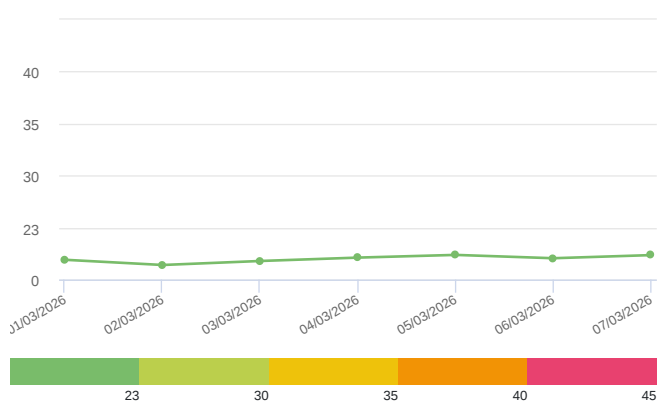
PM₁₀₀ (μg/m³)



Pressure (hPa)



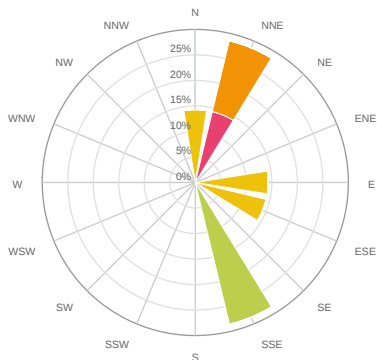
Temperature (°C)



Media zilnică

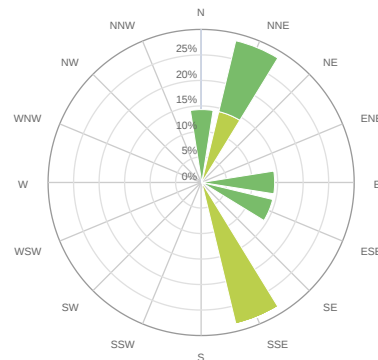
CAQI (AQI)

- > 100
- 75 - 100
- 50 - 75
- 25 - 50
- < 25



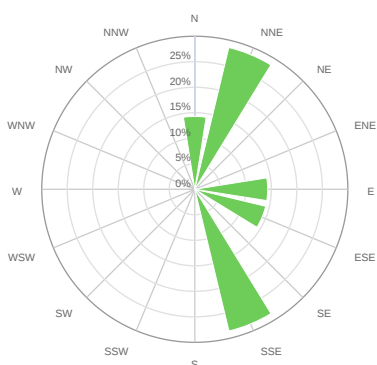
Wind Speed (m/s)

- > 8
- 6 - 8
- 4 - 6
- 2 - 4
- < 2



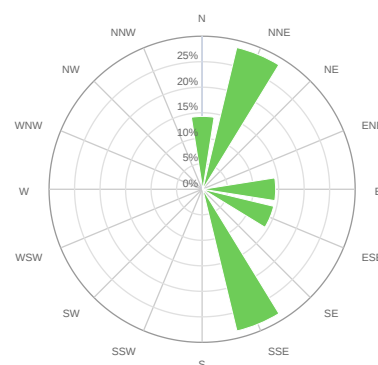
CO (ppb)

- > 14840
- 8729 - 14840
- 1746 - 8729
- 873 - 1746
- < 873



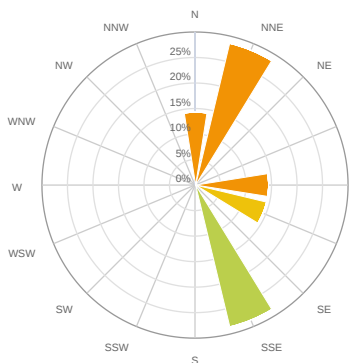
SO₂ (ppb)

- > 305.34
- 145.04 - 305.34
- 30.53 - 145.04
- 15.27 - 30.53
- < 15.27



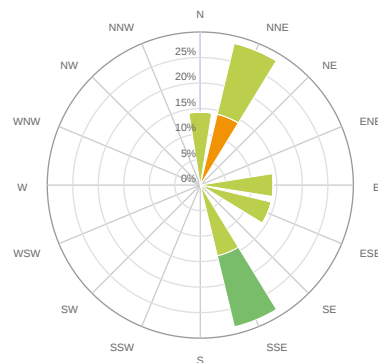
PM₁ (μg/m³)

- > 50
- 30 - 50
- 20 - 30
- 10 - 20
- < 10



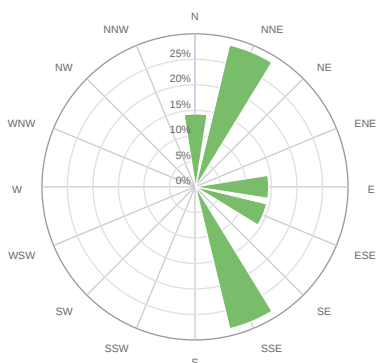
PM₁₀₀ (μg/m³)

- > 500
- 300 - 500
- 150 - 300
- 50 - 150
- < 50



Temperature (°C)

- > 40
- 35 - 40
- 30 - 35
- 23 - 30
- < 23



Alerte

No alerts for the selected date and time range

Parametrii indicelui de calitate al aerului (ICA)

Media zilnică

To Date	CAQI AQI	NO ₂ μg/m ³	O ₃ μg/m ³	PM _{2.5} μg/m ³	PM ₁₀ μg/m ³
01/03/2026, 23:59	35	17.82	26.83	16.81	33.9
02/03/2026, 23:59	53	27	13.69	25.04	53.62
03/03/2026, 23:59	78	33.77	10.39	47.9	96.39
04/03/2026, 23:59	70	23.8	20.24	40.66	80.94
05/03/2026, 23:59	65	19.38	24.14	36.63	73.08
06/03/2026, 23:59	120	19.16	24.36	61.78	192.84
07/03/2026, 23:59	46	17.05	28.14	20.61	46

Alți parametri

Media zilnică

To Date	Wind Speed m/s	Wind Direction degree	Battery %	CO ppb	SO ₂ ppb	R. Humidity %	PM ₁ μg/m ³	PM ₁₀₀ μg/m ³	Pressure HPa	Temperature °C
01/03/2026, 23:59	2.3	150.02	100	359.88	2.49	58.07	15.12	40.8	1016.63	8.73
02/03/2026, 23:59	0.58	112.53	100	381.52	2.51	74.22	22.79	63.73	1016.32	6.43
03/03/2026, 23:59	1.86	21.77	100	473.95	3.07	75.17	44.56	108.85	1018.41	8.21
04/03/2026, 23:59	1.08	91.34	100	432.15	2.47	71.5	38.18	91.56	1018.33	9.71
05/03/2026, 23:59	1.2	1.67	100	332.26	2.53	71.77	34.39	83.56	1015.8	10.9
06/03/2026, 23:59	2.55	30.28	100	343.5	2.56	66.79	35.08	370.65	1016.68	9.42
07/03/2026, 23:59	2.06	161.61	100	350.49	2.48	59.23	18.47	56.16	1017.6	10.82

Oizom will not be responsible for Environmental Data accuracy once Validated