

Primaria Deta

WEEKLY AIR-QUALITY REPORT

Timp de la: **03/05/2026, 00:00**
Timp până la: **10/05/2026, 00:00**

Numele dispozitivului: **Primaria Deta**
Locația dispozitivului: **Strada Aurel Vlaicu 2, Deta, Romania**

Parametrii: **CAQI , PM₁₀ , PM_{2.5} , NO₂ , O₃ , CO , Temperature , Wind Speed , Wind Direction , SO₂ , R. Humidity , PM₁ , PM₁₀₀ , Pressure**

Primaria Deta
Strada Aurel Vlaicu 2, Deta, Romania



Media indicelui de calitate al aerului (ICA): **24**

Prezentare generală zilnică: Parametrii indicelui de calitate al aerului (ICA)

	CAQI AQI	PM ₁₀ μg/m ³	PM _{2.5} μg/m ³	NO ₂ μg/m ³	O ₃ μg/m ³
Average	24	24.06	8.76	19.32	36.08
Maximum	35	34.28	14.74	27.62	47.21
Date	09/05/2026	09/05/2026	09/05/2026	07/05/2026	05/05/2026
Minimum	17	17.39	5.95	17.07	21.15
Date	03/05/2026	03/05/2026	03/05/2026	05/05/2026	07/05/2026

The data shown above is based on Media zilnică .

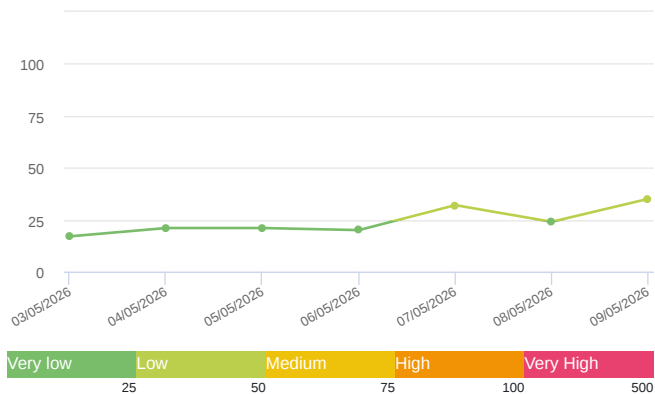
Prezentare generală zilnică: Alți parametri

	CO ppb	Temperature °C	Wind Speed m/s	Wind Direction degree	Battery %	SO ₂ ppb	R. Humidity %	PM ₁ μg/m ³	PM ₁₀₀ μg/m ³	Pressure HPa
Average	277.22	19.75	0.75	156.1	100	15.3	56.33	6.83	33.48	1006.65
Maximum	377.83	22.34	2.94	169.7	100	25.11	69.25	12.83	43.9	1011.68
Date	07/05/2026	08/05/2026	05/05/2026	05/05/2026	03/05/2026	05/05/2026	07/05/2026	09/05/2026	09/05/2026	03/05/2026
Minimum	243.74	15.33	0.44	153.07	100	2.56	47.45	4.35	26.39	1003.49
Date	03/05/2026	03/05/2026	04/05/2026	04/05/2026	03/05/2026	03/05/2026	05/05/2026	06/05/2026	03/05/2026	06/05/2026

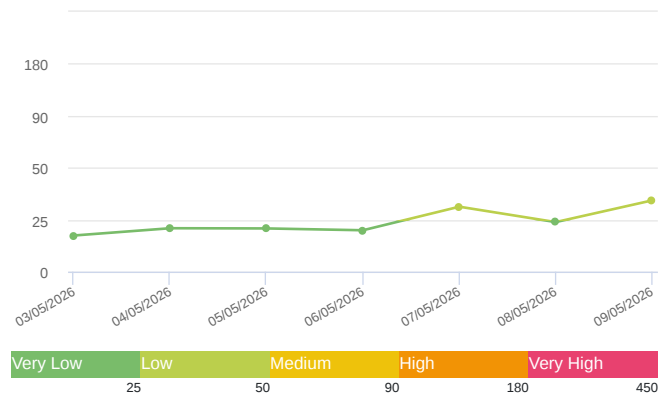
The data shown above is based on Media zilnică .

Media zilnică

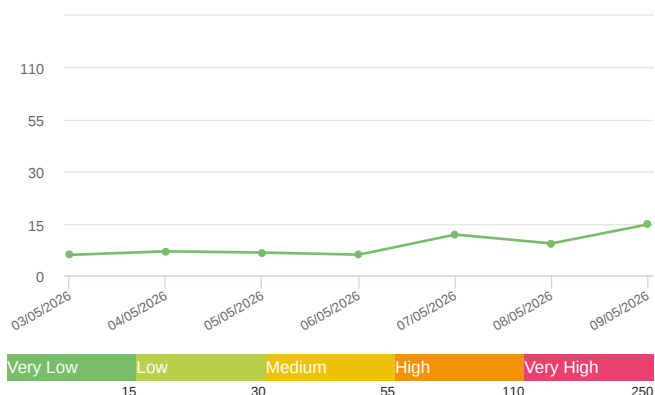
CAQI (AQI)



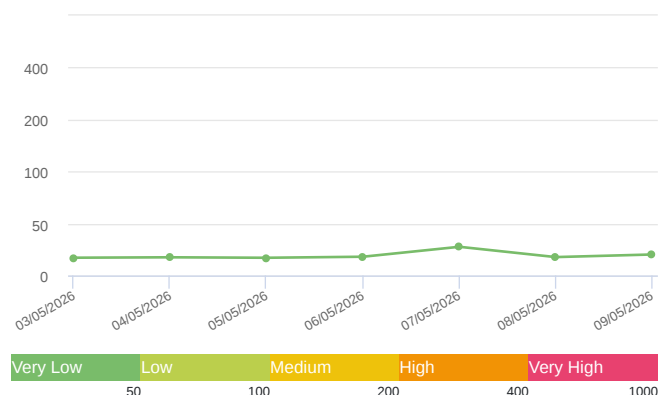
PM₁₀ (μg/m³)



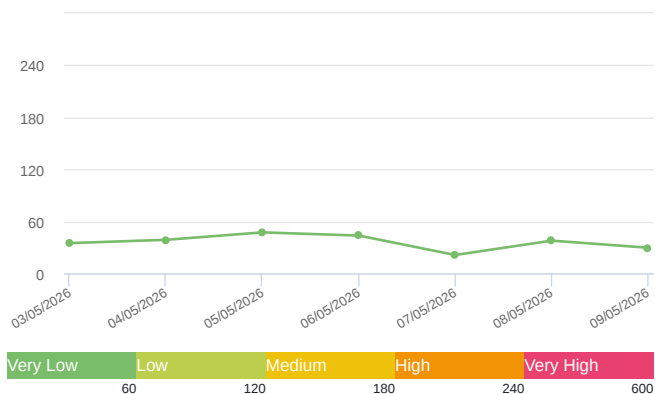
PM_{2.5} (μg/m³)



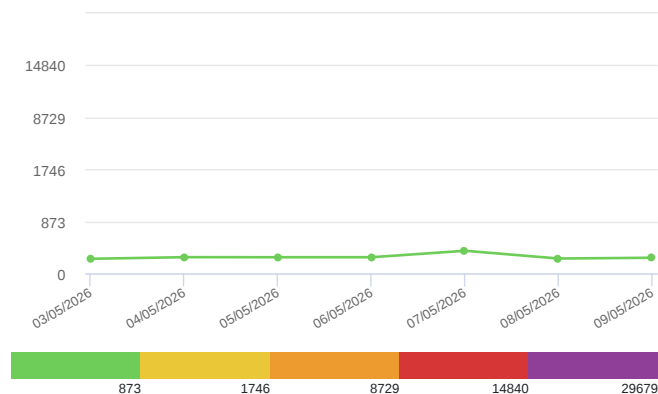
NO₂ (μg/m³)



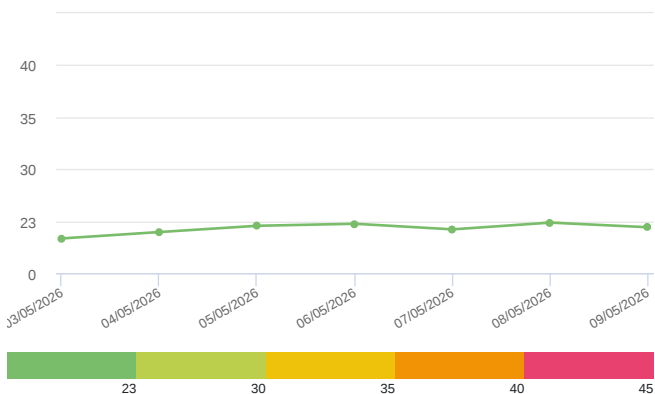
O₃ (μg/m³)



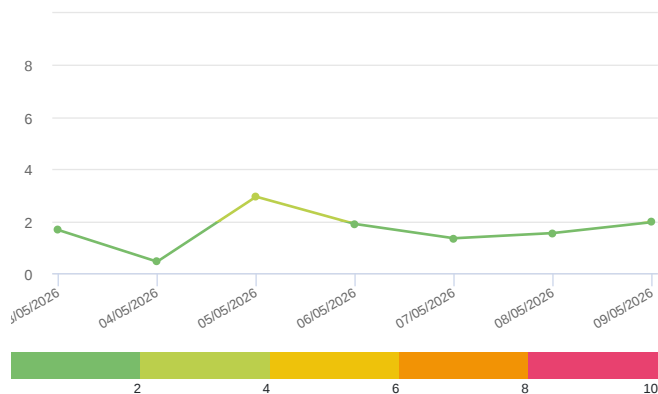
CO (ppb)



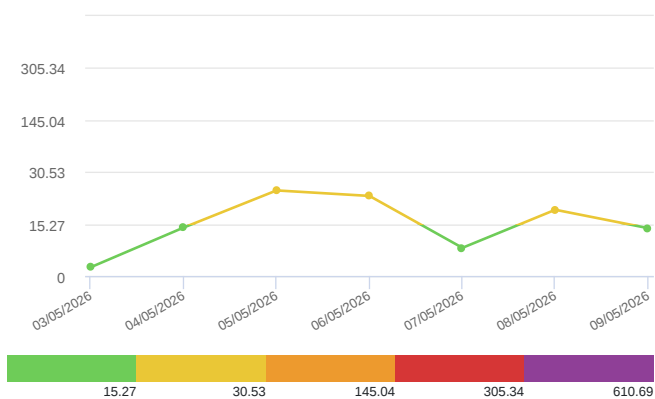
Temperature (°C)



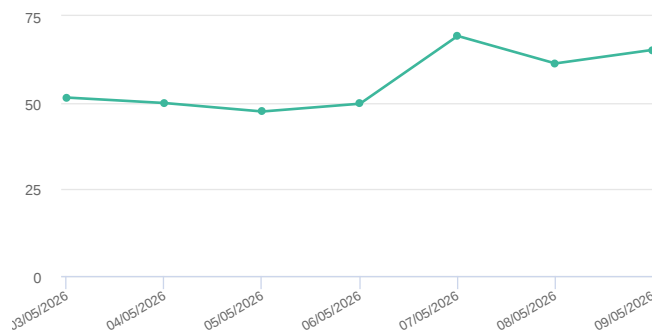
Wind Speed (m/s)



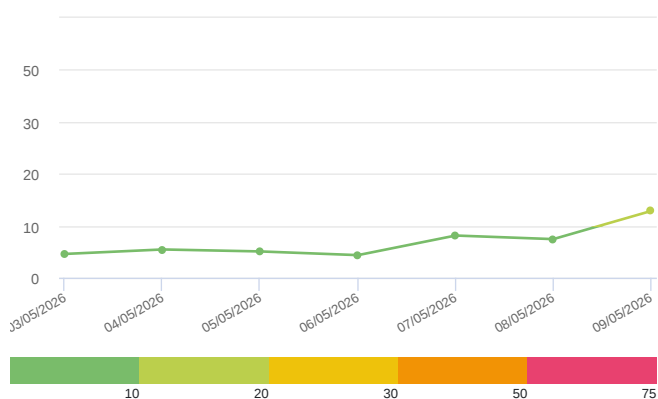
SO₂ (ppb)



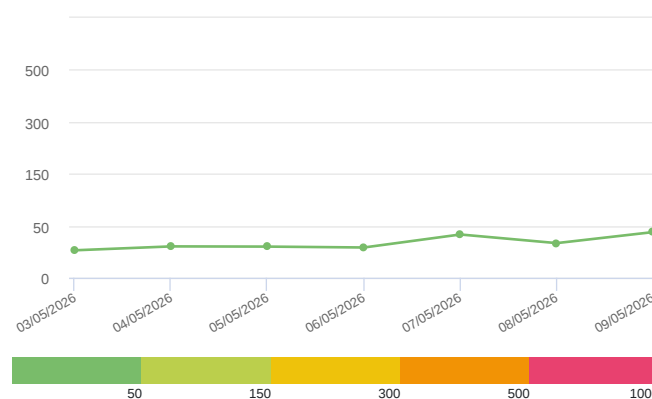
R. Humidity (%)



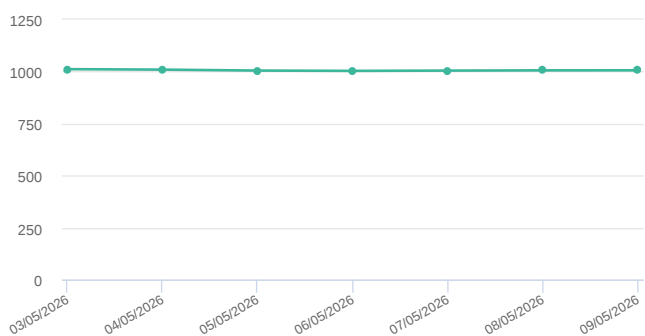
PM₁ (μg/m³)



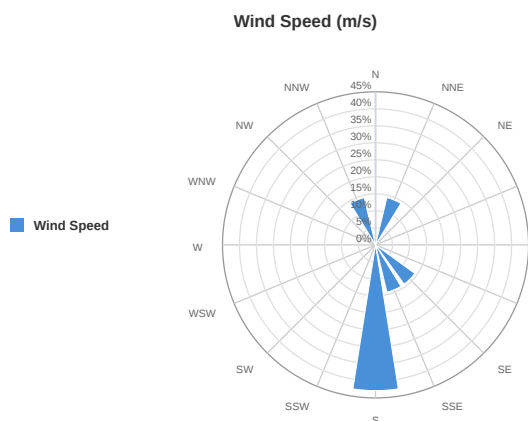
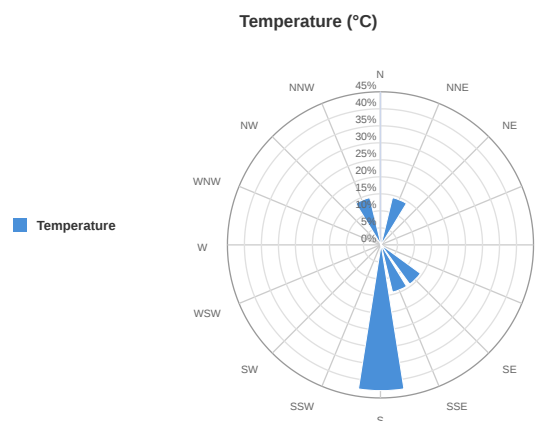
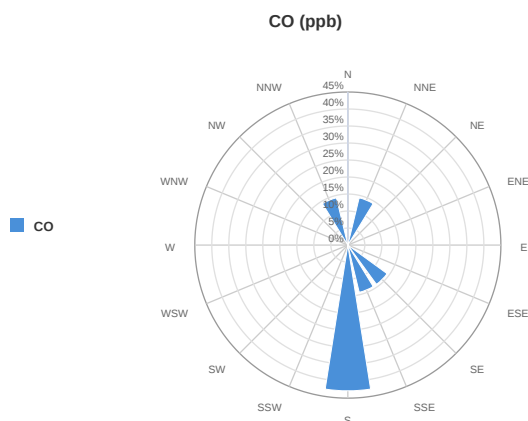
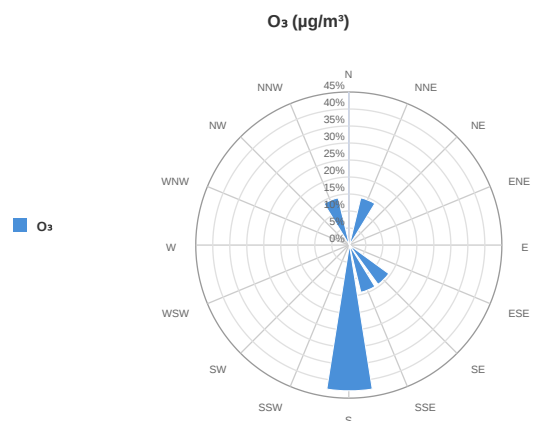
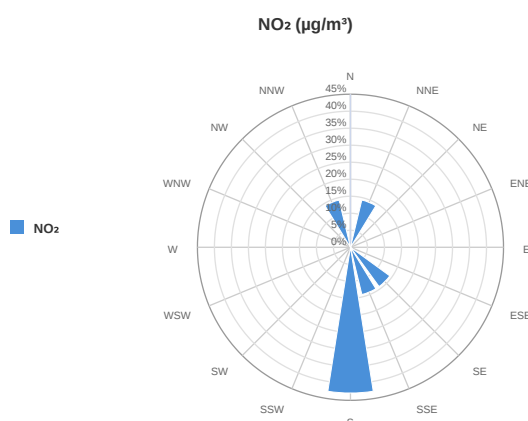
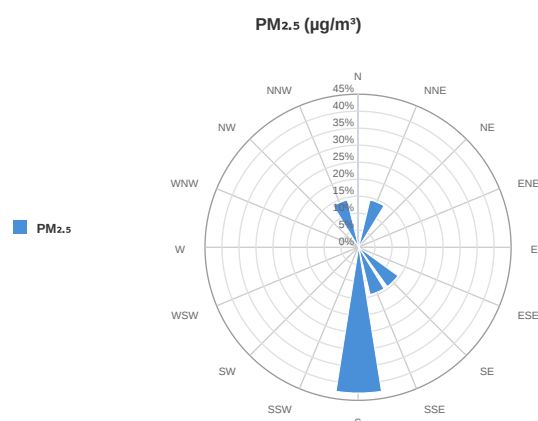
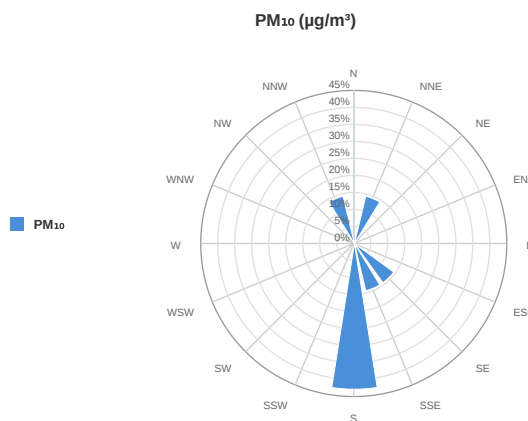
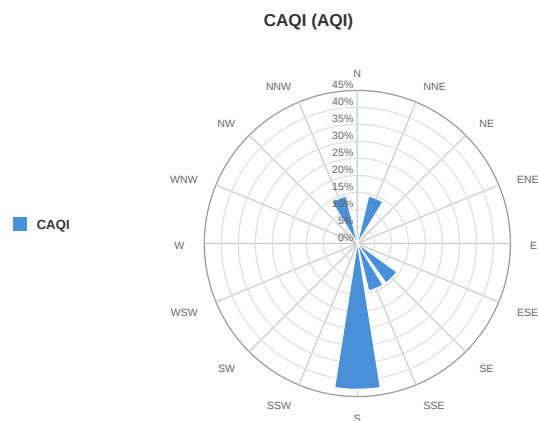
PM₁₀₀ (μg/m³)



Pressure (hPa)

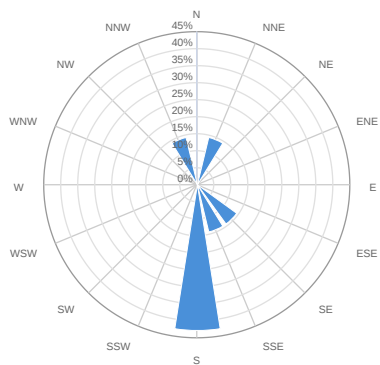


Media zilnică



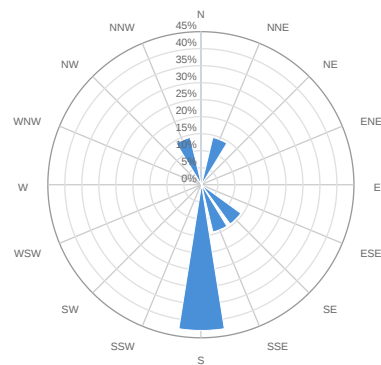
SO₂ (ppb)

■ SO₂



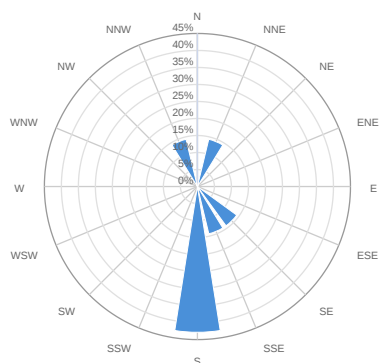
R. Humidity (%)

■ R. Humidity



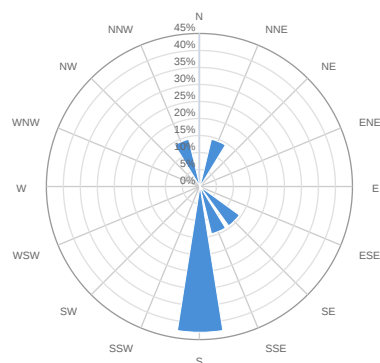
PM₁ (μg/m³)

■ PM₁



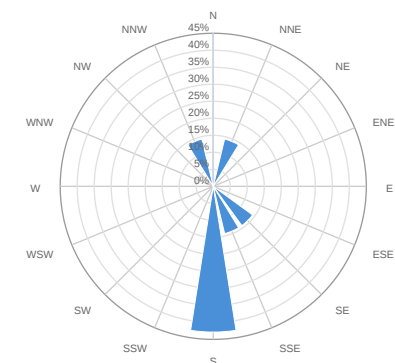
PM₁₀₀ (μg/m³)

■ PM₁₀₀



Pressure (HPa)

■ Pressure



Alerte

No alerts for the selected date and time range

Parametrii indicelui de calitate al aerului (ICA)

Media zilnică

To Date	CAQI AQI	PM ₁₀ μg/m ³	PM _{2.5} μg/m ³	NO ₂ μg/m ³	O ₃ μg/m ³
03/05/2026, 23:59	17	17.39	5.95	17.09	34.88
04/05/2026, 23:59	21	20.9	6.97	17.51	38.63
05/05/2026, 23:59	21	20.81	6.62	17.07	47.21
06/05/2026, 23:59	20	19.93	6.02	18.06	43.51
07/05/2026, 23:59	32	31.24	11.8	27.62	21.15
08/05/2026, 23:59	24	23.86	9.25	17.68	37.67
09/05/2026, 23:59	35	34.28	14.74	20.2	29.51

Alți parametri

Media zilnică

To Date	CO ppb	Temperature °C	Wind Speed m/s	Wind Direction degree	Battery %	SO ₂ ppb	R. Humidity %	PM ₁ μg/m ³	PM ₁₀₀ μg/m ³	Pressure HPa
03/05/2026, 23:59	243.74	15.33	1.66	145.92	100	2.56	51.47	4.58	26.39	1011.68
04/05/2026, 23:59	270.29	18.18	0.44	153.07	100	14.22	49.89	5.44	30.15	1009.53
05/05/2026, 23:59	269.8	20.94	2.94	169.7	100	25.11	47.45	5.06	29.93	1004.96
06/05/2026, 23:59	270.06	21.82	1.89	174	100	23.49	49.7	4.35	29.08	1003.49
07/05/2026, 23:59	377.83	19.35	1.34	181.69	100	8.26	69.25	8.12	41.62	1004.83
08/05/2026, 23:59	247.9	22.34	1.54	334.82	100	19.43	61.32	7.43	33.28	1005.97
09/05/2026, 23:59	260.93	20.28	1.96	29.34	100	14.04	65.24	12.83	43.9	1006.09

Oizom will not be responsible for Environmental Data accuracy once Validated