

# Primaria Deta

## WEEKLY AIR-QUALITY REPORT

Timp de la: **05/04/2026, 00:00**  
Timp până la: **12/04/2026, 00:00**

Numele dispozitivului: **Primaria Deta**  
Locația dispozitivului: **Strada Aurel Vlaicu 2, Deta, Romania**

Parametrii: **NO<sub>2</sub> , O<sub>3</sub> , PM<sub>2.5</sub> , PM<sub>10</sub> , Wind Speed , Wind Direction , CO , SO<sub>2</sub> , R. Humidity , PM<sub>1</sub> , PM<sub>100</sub> , Pressure , Temperature**

Primaria Deta  
Strada Aurel Vlaicu 2, Deta, Romania



Media indicelui de calitate al aerului (ICA): **34**

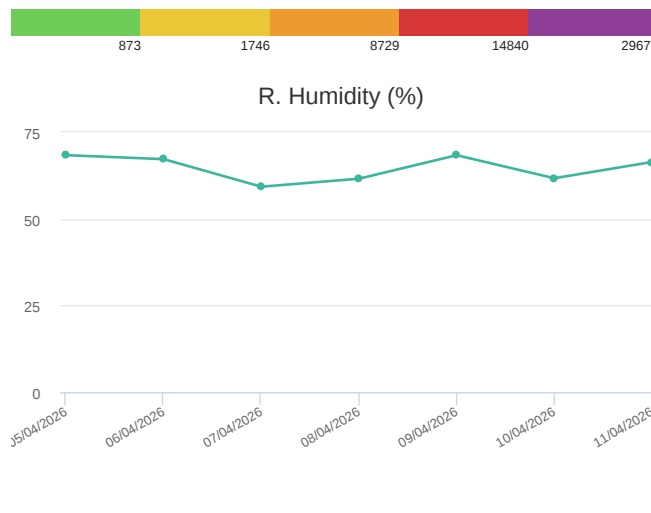
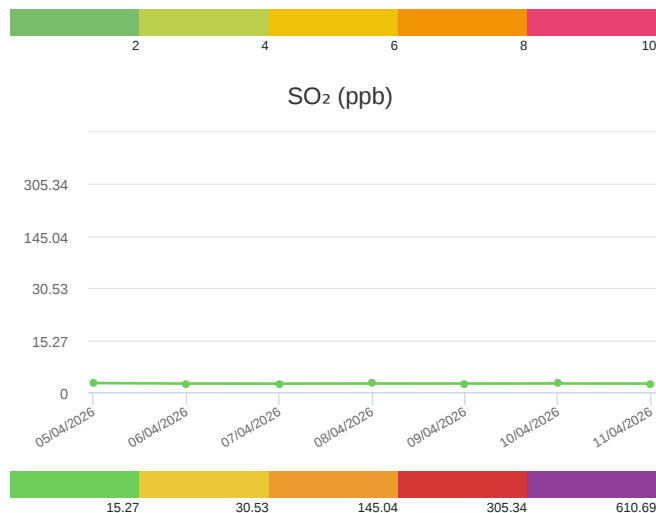
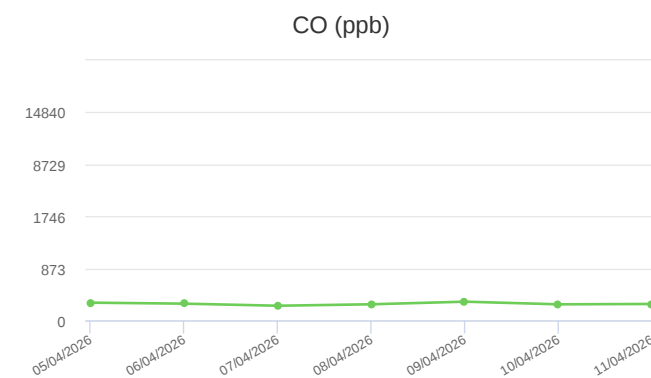
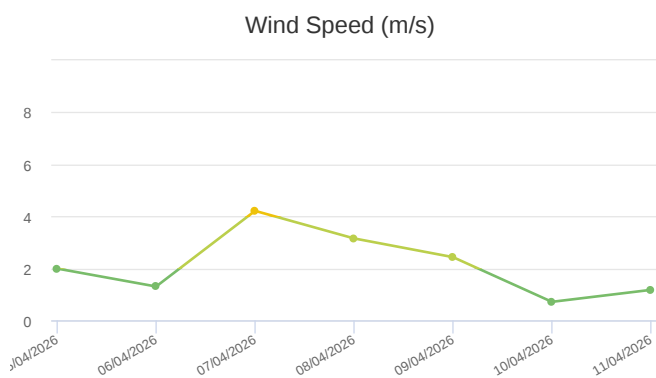
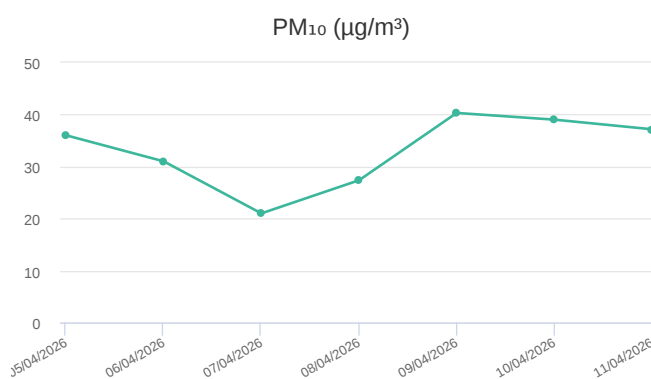
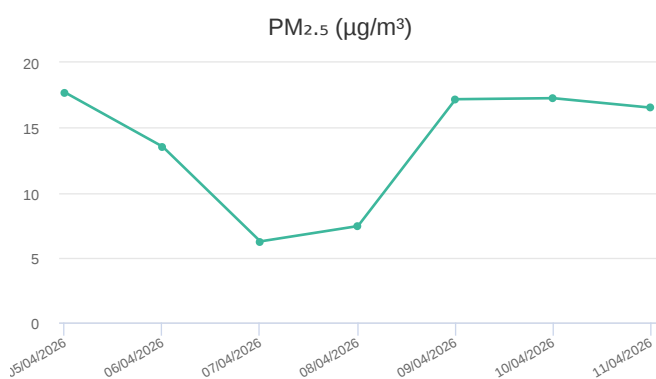
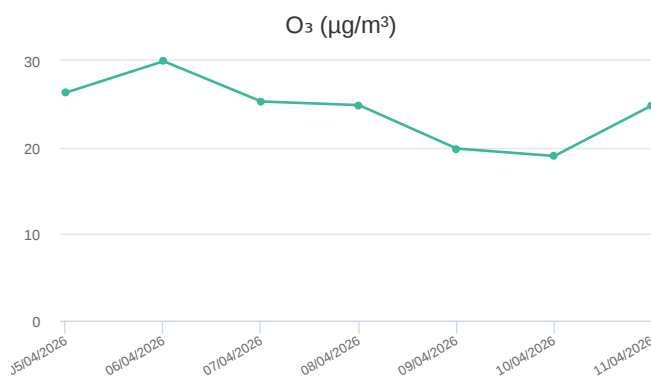
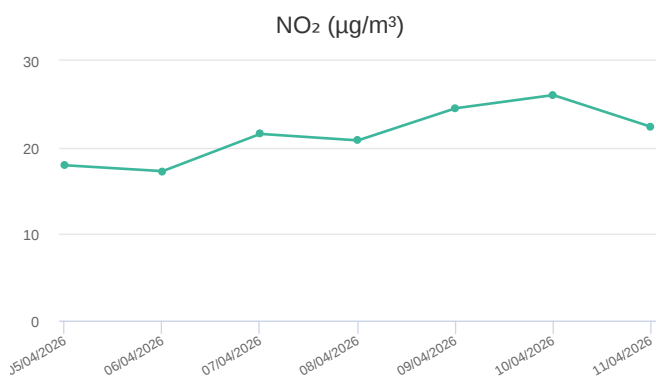
Prezentare generală zilnică: Parametrii indicelui de calitate al aerului (ICA)

	NO <sub>2</sub> μg/m <sup>3</sup>	O <sub>3</sub> μg/m <sup>3</sup>	PM <sub>2.5</sub> μg/m <sup>3</sup>	PM <sub>10</sub> μg/m <sup>3</sup>
<b>Average</b>	21.5	24.31	13.69	33.12
<b>Maximum</b>	26.04	29.95	17.7	40.31
<b>Date</b>	10/04/2026	06/04/2026	05/04/2026	09/04/2026
<b>Minimum</b>	17.26	19.01	6.24	20.99
<b>Date</b>	06/04/2026	10/04/2026	07/04/2026	07/04/2026

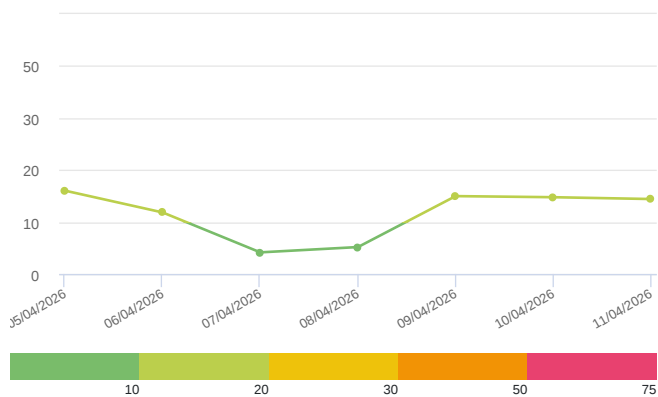
## Prezentare generală zilnică: Alți parametri

	Wind Speed m/s	Wind Direction degree	Battery %	CO ppb	SO <sub>2</sub> ppb	R. Humidity %	PM <sub>1</sub> μg/m <sup>3</sup>	PM <sub>100</sub> μg/m <sup>3</sup>	Pressure hPa	Temperature °C
<b>Average</b>	1.82	316.23	100	277.77	2.53	64.7	11.62	42.33	1011.27	11.32
<b>Maximum</b>	4.21	310.73	100	312.62	2.65	68.37	16.02	50.37	1013.91	15.94
<b>Date</b>	07/04/2026	07/04/2026	05/04/2026	09/04/2026	05/04/2026	05/04/2026	05/04/2026	09/04/2026	05/04/2026	06/04/2026
<b>Minimum</b>	0.71	240.9	100	244.49	2.49	59.26	4.15	30.4	1008.71	6.97
<b>Date</b>	10/04/2026	10/04/2026	05/04/2026	07/04/2026	07/04/2026	07/04/2026	07/04/2026	07/04/2026	10/04/2026	09/04/2026

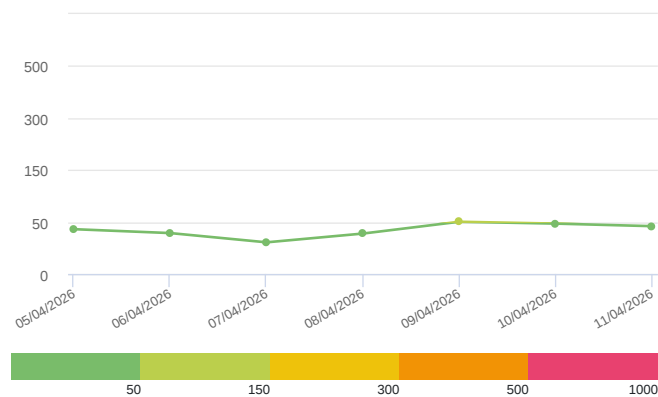
Media zilnică



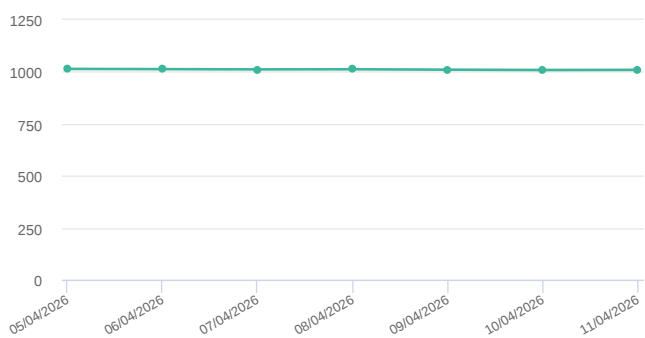
PM<sub>1</sub> (μg/m<sup>3</sup>)



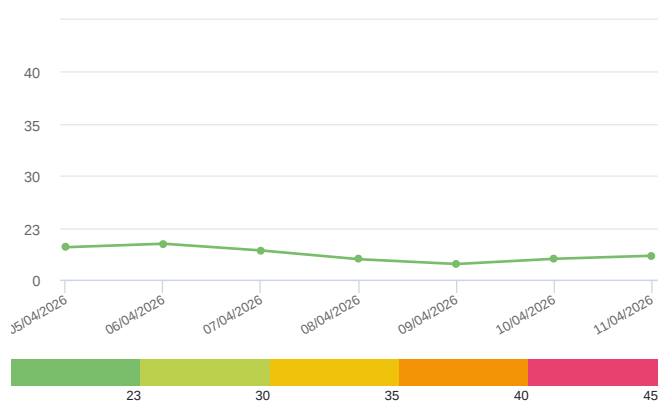
PM<sub>100</sub> (μg/m<sup>3</sup>)



Pressure (hPa)

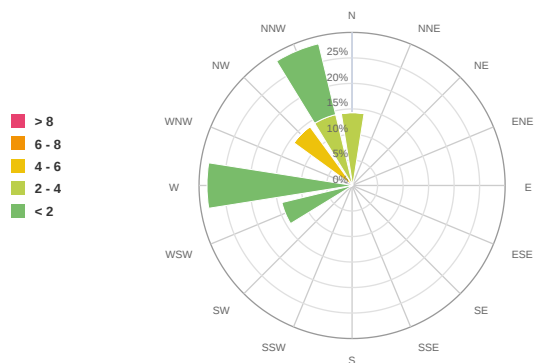


Temperature (°C)

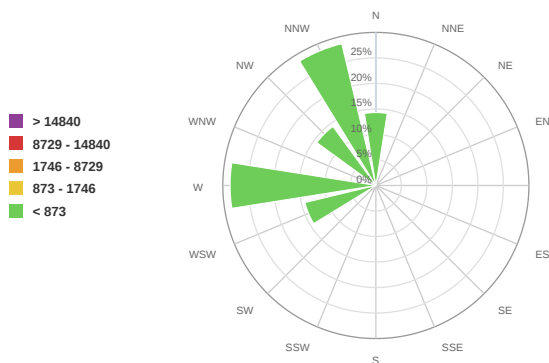


Media zilnică

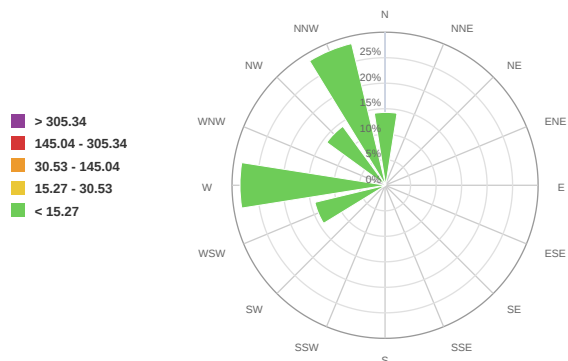
Wind Speed (m/s)



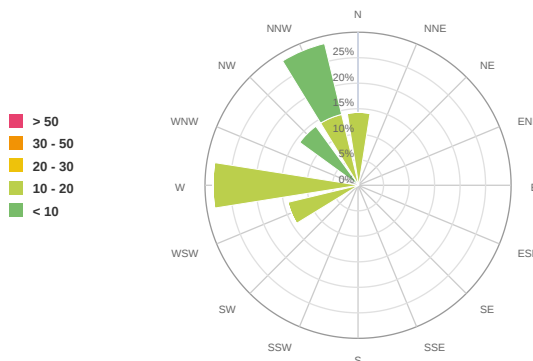
CO (ppb)



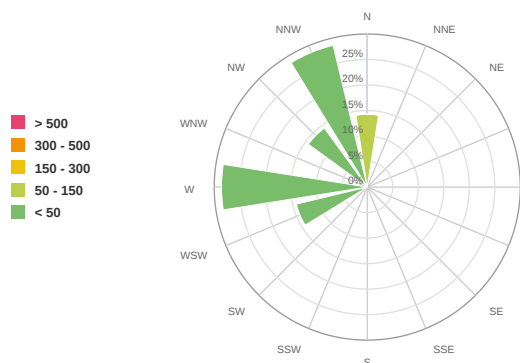
SO<sub>2</sub> (ppb)



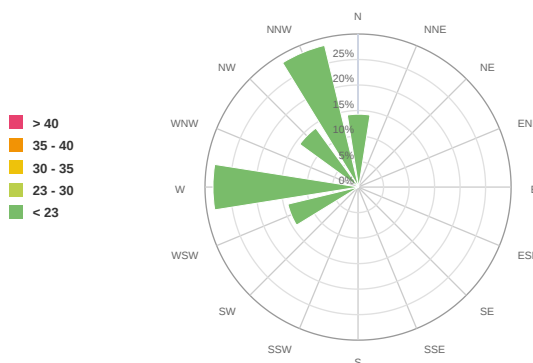
PM<sub>1</sub> (μg/m<sup>3</sup>)



PM<sub>100</sub> (μg/m<sup>3</sup>)



Temperature (°C)



---

## Alerte

---

No alerts for the selected date and time range

## Parametrii indicelui de calitate al aerului (ICA)

Media zilnică

To Date	NO <sub>2</sub> μg/m <sup>3</sup>	O <sub>3</sub> μg/m <sup>3</sup>	PM <sub>2.5</sub> μg/m <sup>3</sup>	PM <sub>10</sub> μg/m <sup>3</sup>
05/04/2026, 23:59	17.94	26.33	17.7	36.01
06/04/2026, 23:59	17.26	29.95	13.53	31
07/04/2026, 23:59	21.56	25.3	6.24	20.99
08/04/2026, 23:59	20.81	24.88	7.42	27.36
09/04/2026, 23:59	24.52	19.87	17.18	40.31
10/04/2026, 23:59	26.04	19.01	17.26	39.02
11/04/2026, 23:59	22.38	24.85	16.53	37.17

## Alți parametri

Media zilnică

To Date	Wind Speed m/s	Wind Direction degree	Battery %	CO ppb	SO <sub>2</sub> ppb	R. Humidity %	PM <sub>1</sub> μg/m <sup>3</sup>	PM <sub>100</sub> μg/m <sup>3</sup>	Pressure HPa	Temperature °C
05/04/2026, 23:59	1.99	276.32	100	296.36	2.65	68.37	16.02	43.07	1013.91	14.4
06/04/2026, 23:59	1.3	337.72	100	279.31	2.51	67.21	11.83	39.29	1012.84	15.94
07/04/2026, 23:59	4.21	310.73	100	244.49	2.49	59.26	4.15	30.4	1011.63	12.94
08/04/2026, 23:59	3.15	341.23	100	269.2	2.52	61.58	5.17	38.86	1012.18	9.08
09/04/2026, 23:59	2.43	351.93	100	312.62	2.5	68.35	14.97	50.37	1010.21	6.97
10/04/2026, 23:59	0.71	240.9	100	268.27	2.53	61.71	14.76	48.38	1008.71	9.28
11/04/2026, 23:59	1.17	268.98	100	274.16	2.49	66.39	14.41	45.96	1009.39	10.62

Oizom will not be responsible for Environmental Data accuracy once Validated