

Primaria Comlosu Mare

WEEKLY AIR-QUALITY REPORT

Timp de la: **15/03/2026, 00:00**
Timp până la: **22/03/2026, 00:00**

Numele dispozitivului: **Primaria Comlosu Mare**
Locația dispozitivului: **489, Comloșu Mare 307120, Romania**

Parametrii: **CAQI , NO₂ , O₃ , PM_{2.5} , PM₁₀ , Wind Speed , Wind Direction , CO , SO₂ , R. Humidity , PM₁ , PM₁₀₀ , Temperature**

Primaria Comlosu Mare
489, Comloșu Mare 307120,
Romania



Media indicelui de calitate al aerului (ICA): **47**

Prezentare generală zilnică: Parametrii indicelui de calitate al aerului (ICA)

	CAQI AQI	NO ₂ μg/m ³	O ₃ μg/m ³	PM _{2.5} μg/m ³	PM ₁₀ μg/m ³
Average	47	18.72	64.59	19.65	46.56
Maximum	54	19.87	68.75	22.76	55.4
Date	16/03/2026	20/03/2026	15/03/2026	16/03/2026	16/03/2026
Minimum	41	17.05	61.84	17.49	40.56
Date	20/03/2026	15/03/2026	20/03/2026	15/03/2026	20/03/2026

Prezentare generală zilnică: Alți parametri

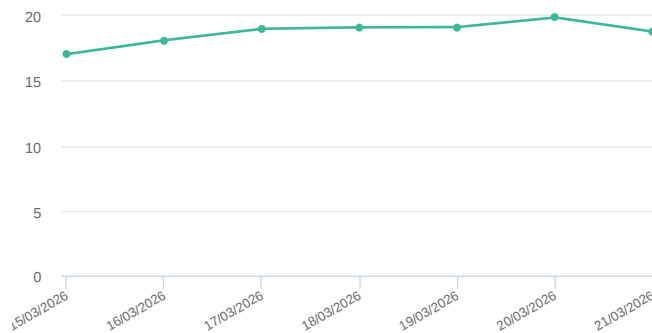
	Wind Speed m/s	Wind Direction degree	Battery %	CO ppb	SO ₂ ppb	R. Humidity %	PM ₁ μg/m ³	PM ₁₀₀ μg/m ³	Temperature °C
Average	1.38	78.91	100	346.41	0	53.81	17.13	66.6	10.34
Maximum	3.36	170.6	100	401.78	1.96	57.1	19.79	78.32	10.99
Date	16/03/2026	16/03/2026	15/03/2026	16/03/2026	17/03/2026	17/03/2026	16/03/2026	18/03/2026	21/03/2026
Minimum	1.31	350.68	100	309.3	0	50.74	15.06	58.36	9.05
Date	17/03/2026	17/03/2026	15/03/2026	17/03/2026	15/03/2026	15/03/2026	15/03/2026	15/03/2026	19/03/2026

Media zilnică

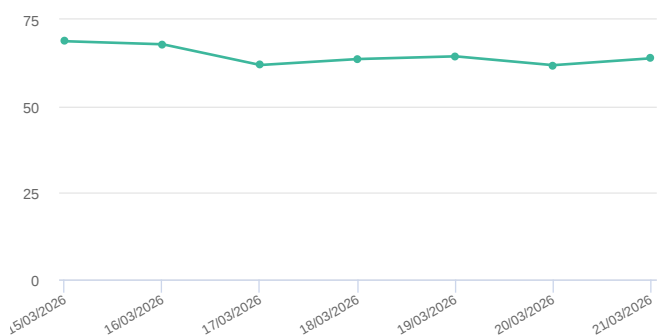
CAQI (AQI)



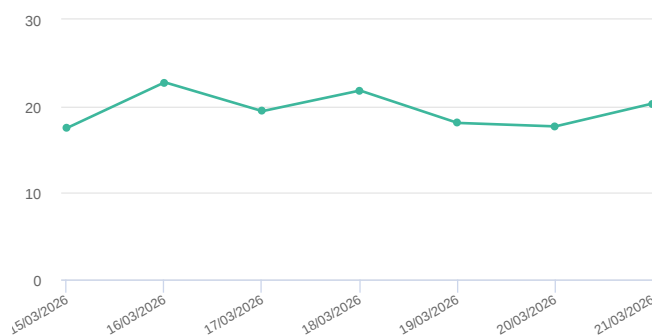
NO₂ (μg/m³)



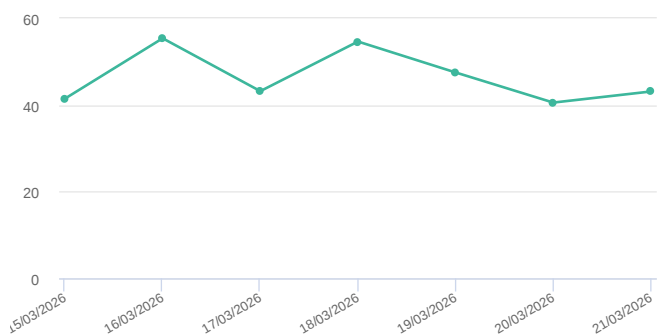
O₃ (μg/m³)



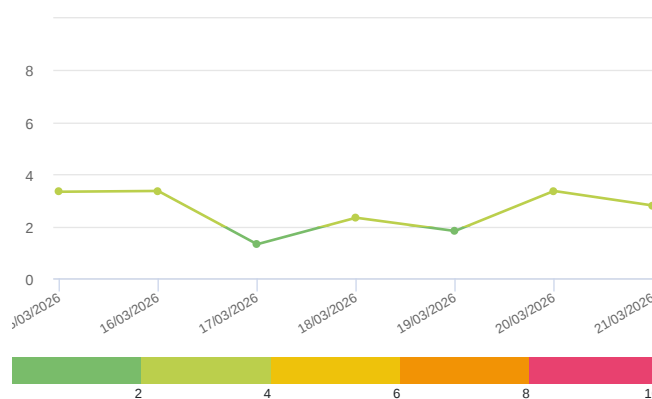
PM_{2.5} (μg/m³)



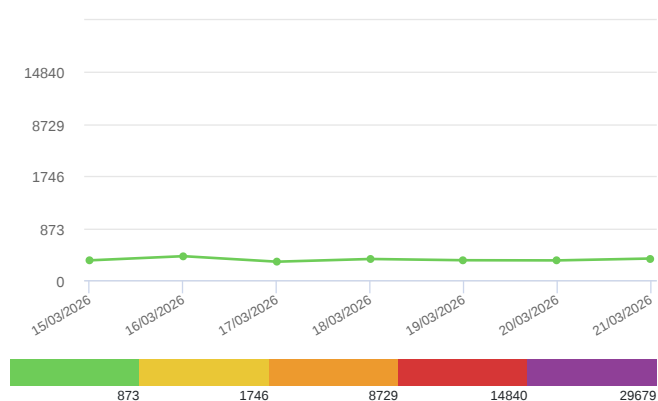
PM₁₀ (μg/m³)



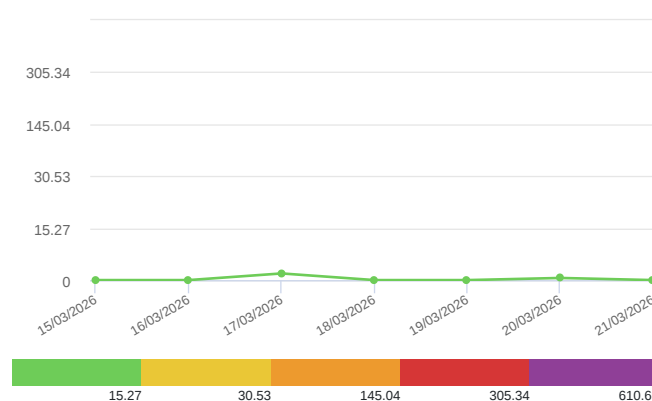
Wind Speed (m/s)

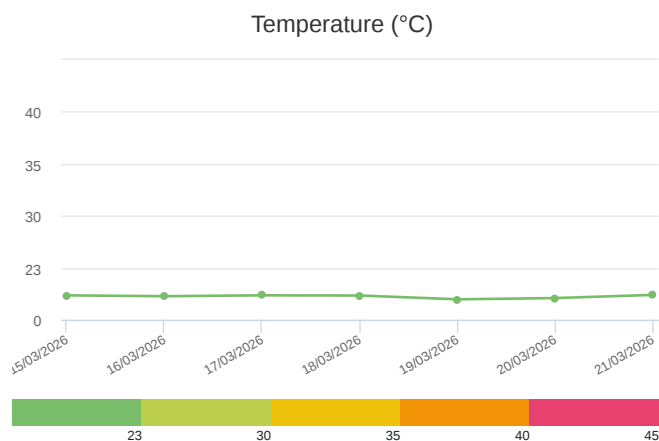
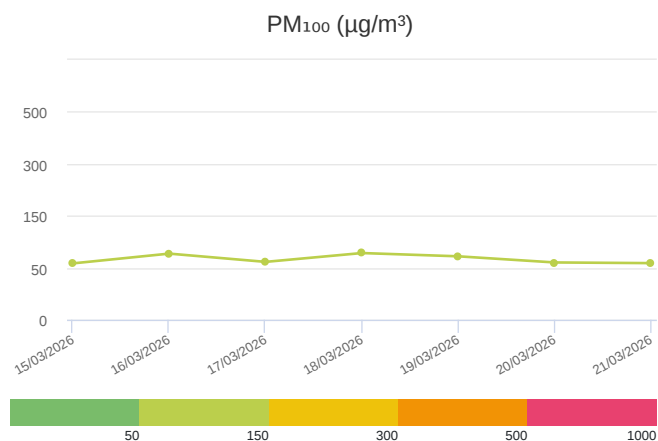
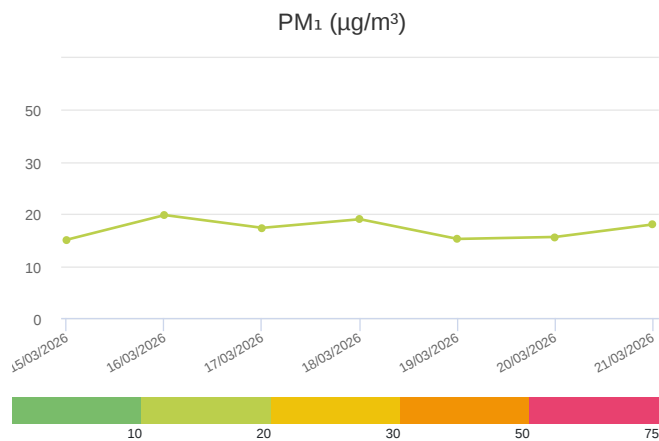
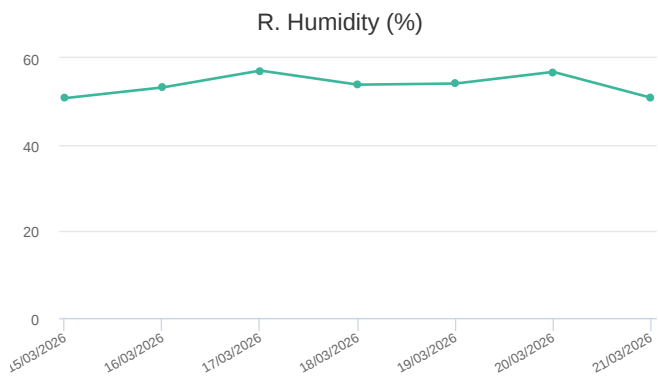


CO (ppb)



SO₂ (ppb)

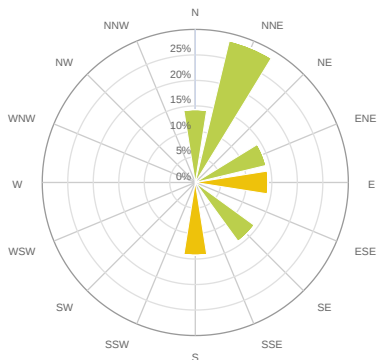




Media zilnică

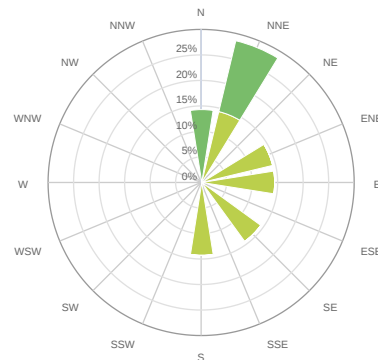
CAQI (AQI)

- > 100
- 75 - 100
- 50 - 75
- 25 - 50
- < 25



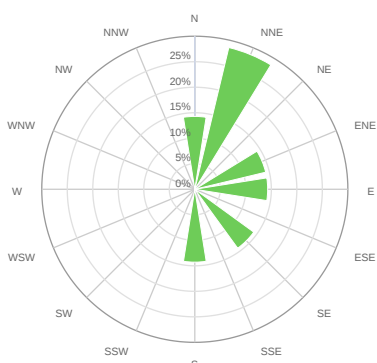
Wind Speed (m/s)

- > 8
- 6 - 8
- 4 - 6
- 2 - 4
- < 2



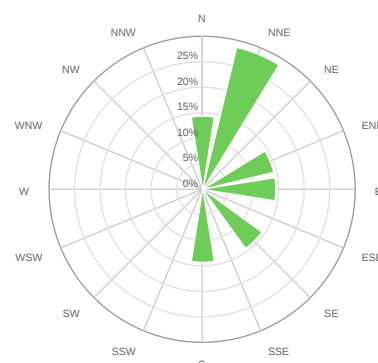
CO (ppb)

- > 14840
- 8729 - 14840
- 1746 - 8729
- 873 - 1746
- < 873



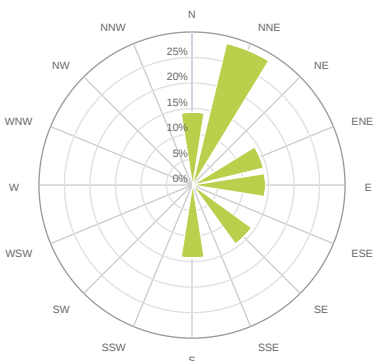
SO₂ (ppb)

- > 305.34
- 145.04 - 305.34
- 30.53 - 145.04
- 15.27 - 30.53
- < 15.27



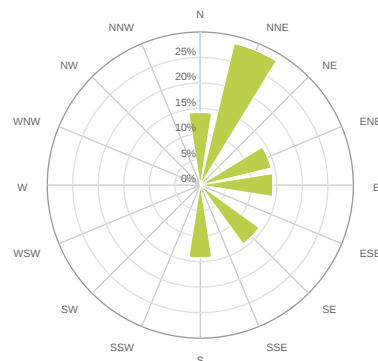
PM₁ (μg/m³)

- > 50
- 30 - 50
- 20 - 30
- 10 - 20
- < 10



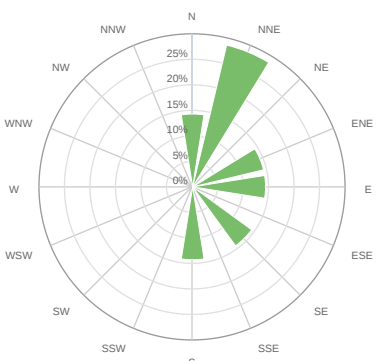
PM₁₀₀ (μg/m³)

- > 500
- 300 - 500
- 150 - 300
- 50 - 150
- < 50



Temperature (°C)

- > 40
- 35 - 40
- 30 - 35
- 23 - 30
- < 23



Alerte

No alerts for the selected date and time range

Parametrii indicelui de calitate al aerului (ICA)

Media zilnică

To Date	CAQI AQI	NO ₂ μg/m ³	O ₃ μg/m ³	PM _{2.5} μg/m ³	PM ₁₀ μg/m ³
15/03/2026, 23:59	42	17.05	68.75	17.49	41.48
16/03/2026, 23:59	54	18.12	67.87	22.76	55.4
17/03/2026, 23:59	43	19	61.89	19.43	43.2
18/03/2026, 23:59	54	19.11	63.61	21.81	54.65
19/03/2026, 23:59	48	19.13	64.39	18.07	47.51
20/03/2026, 23:59	41	19.87	61.84	17.67	40.56
21/03/2026, 23:59	43	18.78	63.82	20.32	43.12

Alți parametri

Media zilnică

To Date	Wind Speed m/s	Wind Direction degree	Battery %	CO ppb	SO ₂ ppb	R. Humidity %	PM ₁ μg/m ³	PM ₁₀₀ μg/m ³	Temperature °C
15/03/2026, 23:59	3.33	135.01	100	331.8	0	50.74	15.06	58.36	10.79
16/03/2026, 23:59	3.36	170.6	100	401.78	0	53.21	19.79	77.2	10.43
17/03/2026, 23:59	1.31	350.68	100	309.3	1.96	57.1	17.33	61.3	10.81
18/03/2026, 23:59	2.33	79.51	100	354.83	0	53.85	18.99	78.32	10.71
19/03/2026, 23:59	1.82	17.65	100	333.82	0	54.11	15.2	71.96	9.05
20/03/2026, 23:59	3.36	23.45	100	331.16	0.63	56.8	15.58	60.16	9.6
21/03/2026, 23:59	2.8	69.34	100	362.18	0	50.84	17.99	58.91	10.99

Oizom will not be responsible for Environmental Data accuracy once Validated