

Primaria Comlosu Mare

WEEKLY AIR-QUALITY REPORT

Timp de la: **22/02/2026, 00:00**
Timp până la: **01/03/2026, 00:00**

Numele dispozitivului: **Primaria Comlosu Mare**
Locația dispozitivului: **489, Comloșu Mare 307120, Romania**

Parametrii: **CAQI , NO₂ , O₃ , PM_{2.5} , PM₁₀ , Wind Speed , Wind Direction , CO , SO₂ , R. Humidity , PM₁ , PM₁₀₀ , Temperature**

Primaria Comlosu Mare
489, Comloșu Mare 307120,
Romania



Media indicelui de calitate al aerului (ICA): **52**

Prezentare generală zilnică: Parametrii indicelui de calitate al aerului (ICA)

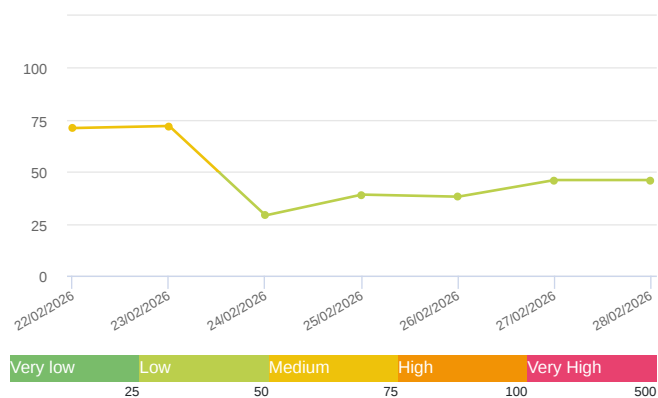
	CAQI AQI	NO ₂ μg/m ³	O ₃ μg/m ³	PM _{2.5} μg/m ³	PM ₁₀ μg/m ³
Average	52	20.05	59.45	27.49	52.08
Maximum	72	23.67	64.28	46.32	84.99
Date	23/02/2026	23/02/2026	26/02/2026	23/02/2026	23/02/2026
Minimum	29	18.53	52.68	14.14	27.88
Date	24/02/2026	26/02/2026	23/02/2026	24/02/2026	24/02/2026

Prezentare generală zilnică: Alți parametri

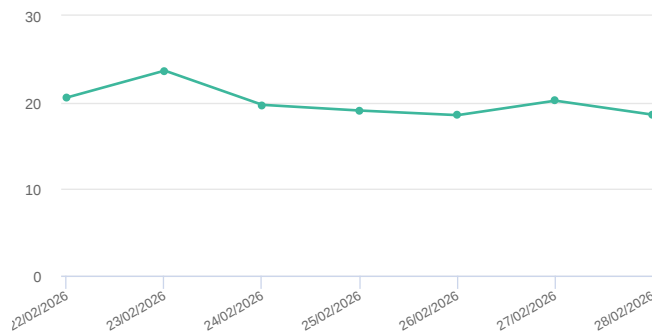
	Wind Speed m/s	Wind Direction degree	Battery %	CO ppb	SO ₂ ppb	R. Humidity %	PM ₁ μg/m ³	PM ₁₀₀ μg/m ³	Temperature °C
Average	0.7	281.16	100	413.51	0	74.04	25.19	61.8	7.11
Maximum	5	298.92	100	475.99	2.12	83.11	42.57	94.25	9.02
Date	24/02/2026	24/02/2026	22/02/2026	23/02/2026	23/02/2026	22/02/2026	22/02/2026	23/02/2026	24/02/2026
Minimum	1.57	250.6	100	336.57	0	63.85	12.65	35.08	5.63
Date	22/02/2026	22/02/2026	22/02/2026	24/02/2026	22/02/2026	28/02/2026	24/02/2026	24/02/2026	26/02/2026

Media zilnică

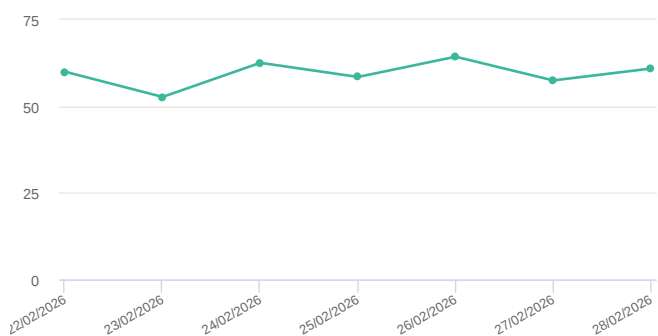
CAQI (AQI)



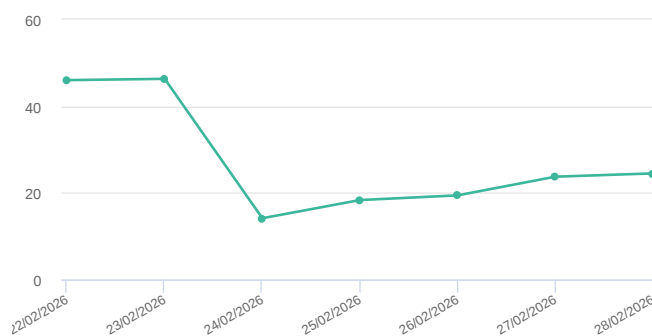
NO₂ (μg/m³)



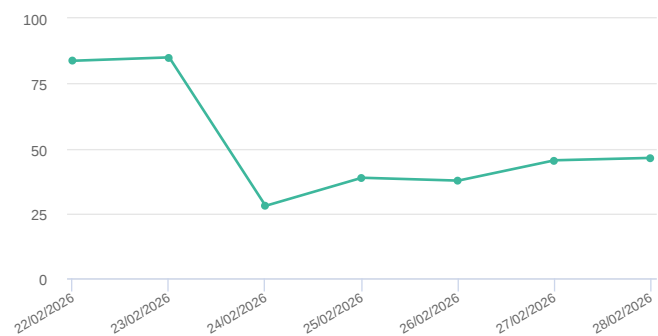
O₃ (μg/m³)



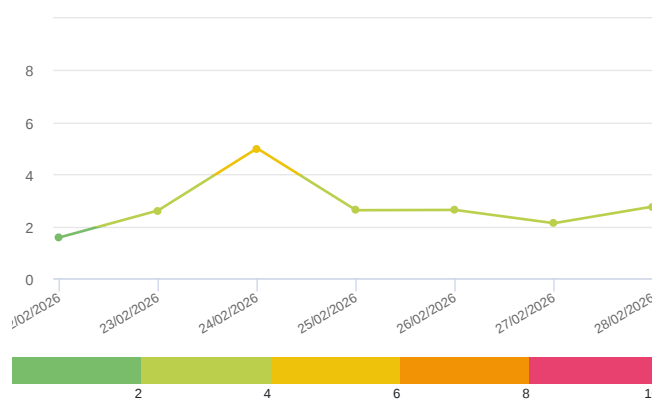
PM_{2.5} (μg/m³)



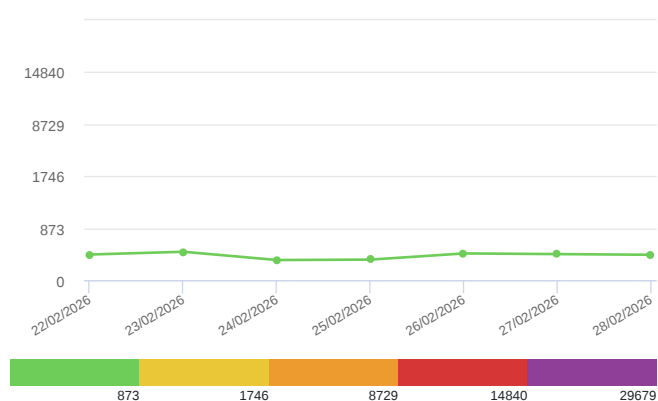
PM₁₀ (μg/m³)



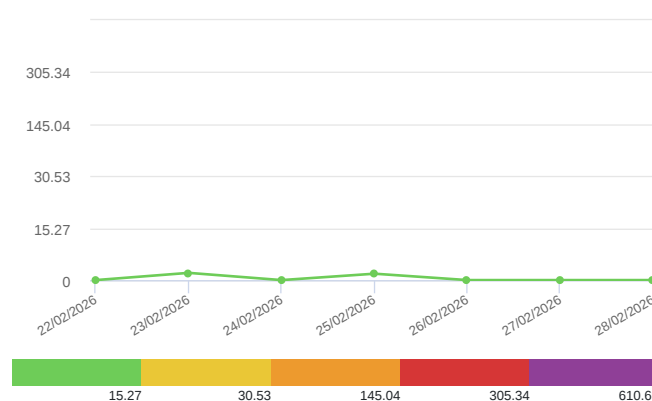
Wind Speed (m/s)



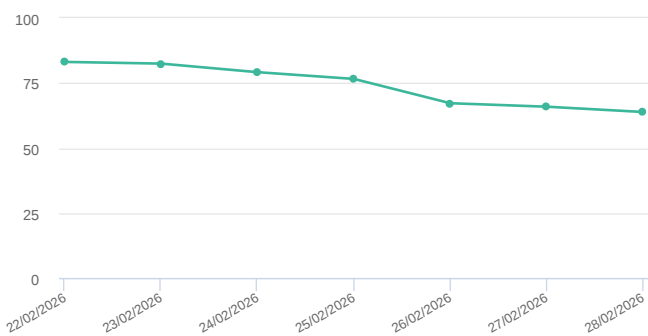
CO (ppb)



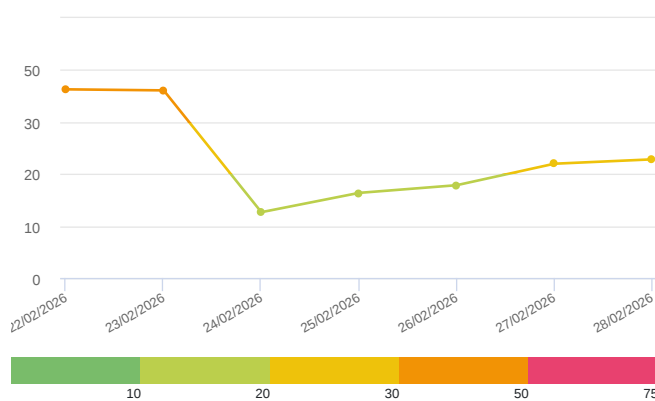
SO₂ (ppb)



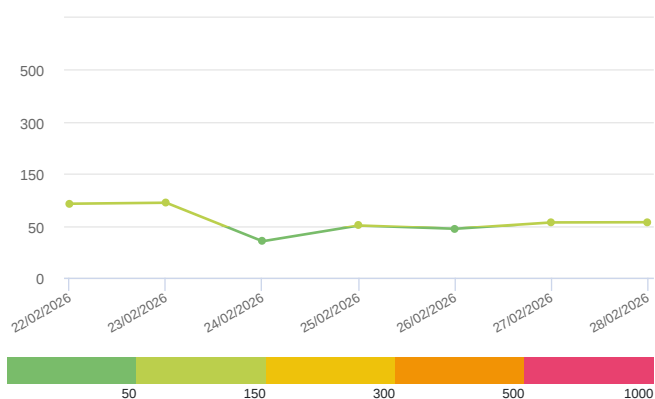
R. Humidity (%)



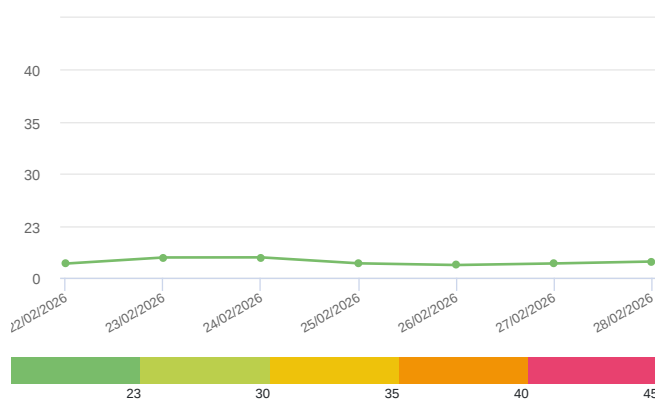
PM₁ (μg/m³)



PM₁₀₀ (μg/m³)



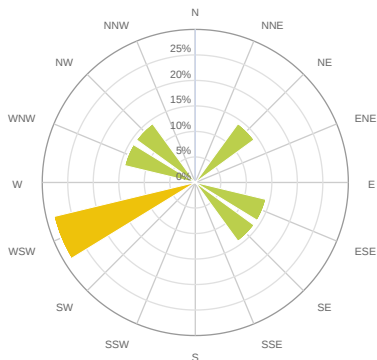
Temperature (°C)



Media zilnică

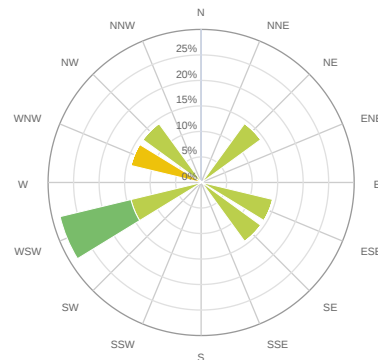
CAQI (AQI)

- > 100
- 75 - 100
- 50 - 75
- 25 - 50
- < 25



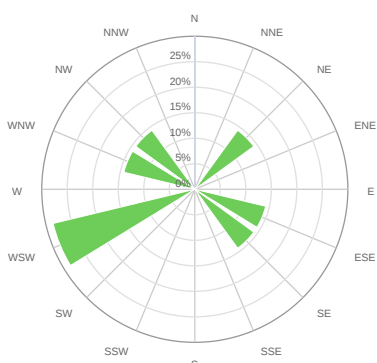
Wind Speed (m/s)

- > 8
- 6 - 8
- 4 - 6
- 2 - 4
- < 2



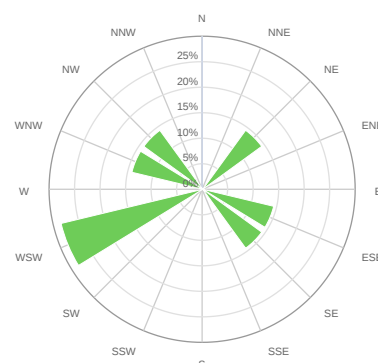
CO (ppb)

- > 14840
- 8729 - 14840
- 1746 - 8729
- 873 - 1746
- < 873



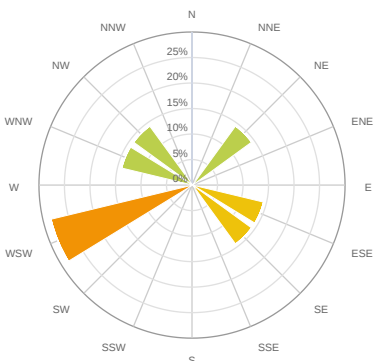
SO₂ (ppb)

- > 305.34
- 145.04 - 305.34
- 30.53 - 145.04
- 15.27 - 30.53
- < 15.27



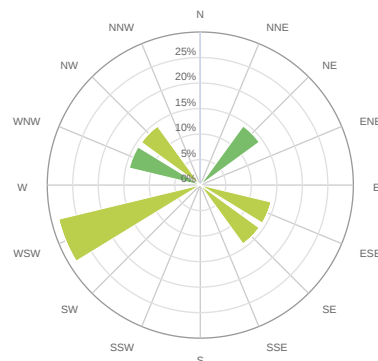
PM₁ (μg/m³)

- > 50
- 30 - 50
- 20 - 30
- 10 - 20
- < 10



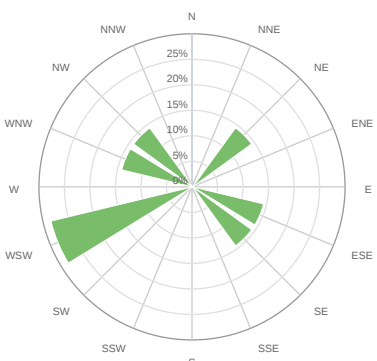
PM₁₀₀ (μg/m³)

- > 500
- 300 - 500
- 150 - 300
- 50 - 150
- < 50



Temperature (°C)

- > 40
- 35 - 40
- 30 - 35
- 23 - 30
- < 23



Alerte

No alerts for the selected date and time range

Parametrii indicelui de calitate al aerului (ICA)

Media zilnică

To Date	CAQI AQI	NO ₂ μg/m ³	O ₃ μg/m ³	PM _{2.5} μg/m ³	PM ₁₀ μg/m ³
22/02/2026, 23:59	71	20.57	59.95	46.02	83.69
23/02/2026, 23:59	72	23.67	52.68	46.32	84.99
24/02/2026, 23:59	29	19.72	62.52	14.14	27.88
25/02/2026, 23:59	39	19.06	58.44	18.34	38.68
26/02/2026, 23:59	38	18.53	64.28	19.42	37.58
27/02/2026, 23:59	46	20.2	57.44	23.73	45.4
28/02/2026, 23:59	46	18.58	60.87	24.49	46.32

Alți parametri

Media zilnică

To Date	Wind Speed m/s	Wind Direction degree	Battery %	CO ppb	SO ₂ ppb	R. Humidity %	PM ₁ μg/m ³	PM ₁₀₀ μg/m ³	Temperature °C
22/02/2026, 23:59	1.57	250.6	100	429.16	0	83.11	42.57	92.38	6.28
23/02/2026, 23:59	2.61	236.69	100	475.99	2.12	82.46	42.15	94.25	8.98
24/02/2026, 23:59	5	298.92	100	336.57	0	79.16	12.65	35.08	9.02
25/02/2026, 23:59	2.62	307.75	100	343.75	1.88	76.57	16.36	50.48	6.38
26/02/2026, 23:59	2.63	40.61	100	447.52	0	67.22	17.84	47.11	5.63
27/02/2026, 23:59	2.12	116.44	100	436.16	0	65.88	21.97	56.44	6.33
28/02/2026, 23:59	2.76	141.72	100	425.4	0	63.85	22.81	56.83	7.18

Oizom will not be responsible for Environmental Data accuracy once Validated