

Primaria Comlosu Mare

WEEKLY AIR-QUALITY REPORT

Timp de la: **08/03/2026, 00:00**
Timp până la: **15/03/2026, 00:00**

Numele dispozitivului: **Primaria Comlosu Mare**
Locația dispozitivului: **489, Comloșu Mare 307120, Romania**

Parametrii: **CAQI , NO₂ , O₃ , PM_{2.5} , PM₁₀ , Wind Speed , Wind Direction , CO , SO₂ , R. Humidity , PM₁ , PM₁₀₀ , Temperature**

Primaria Comlosu Mare
489, Comloșu Mare 307120,
Romania



Media indicelui de calitate al aerului (ICA): **40**

Prezentare generală zilnică: Parametrii indicelui de calitate al aerului (ICA)

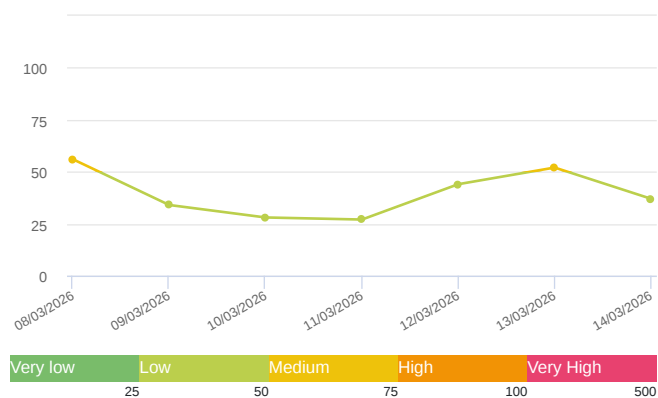
	CAQI AQI	NO ₂ μg/m ³	O ₃ μg/m ³	PM _{2.5} μg/m ³	PM ₁₀ μg/m ³
Average	40	16.53	64.45	18.22	39.46
Maximum	56	17.89	70.19	30.01	58.76
Date	08/03/2026	12/03/2026	14/03/2026	08/03/2026	08/03/2026
Minimum	27	15.26	61.11	11.18	25.88
Date	11/03/2026	13/03/2026	12/03/2026	11/03/2026	11/03/2026

Prezentare generală zilnică: Alți parametri

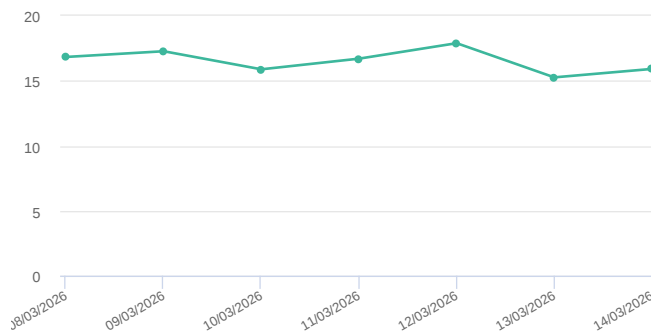
	Wind Speed m/s	Wind Direction degree	Battery %	CO ppb	SO ₂ ppb	R. Humidity %	PM ₁ μg/m ³	PM ₁₀₀ μg/m ³	Temperature °C
Average	4.26	155.49	100	361.35	0.37	54.34	16.18	54.6	11.49
Maximum	7.59	157.16	100	413.56	1.84	57.58	27.62	73.11	13.47
Date	14/03/2026	14/03/2026	08/03/2026	12/03/2026	13/03/2026	08/03/2026	08/03/2026	08/03/2026	12/03/2026
Minimum	1.49	73.12	100	312.11	0	50.83	9.64	39.82	10.32
Date	08/03/2026	08/03/2026	08/03/2026	14/03/2026	09/03/2026	11/03/2026	11/03/2026	11/03/2026	10/03/2026

Media zilnică

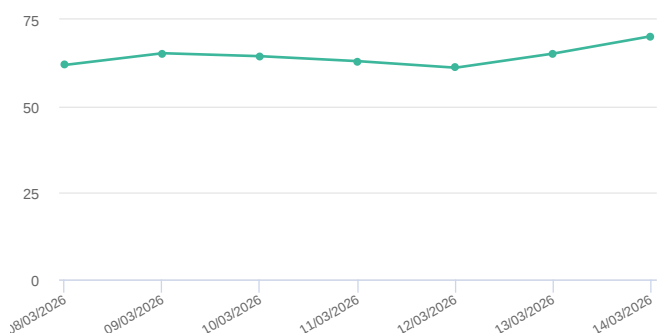
CAQI (AQI)



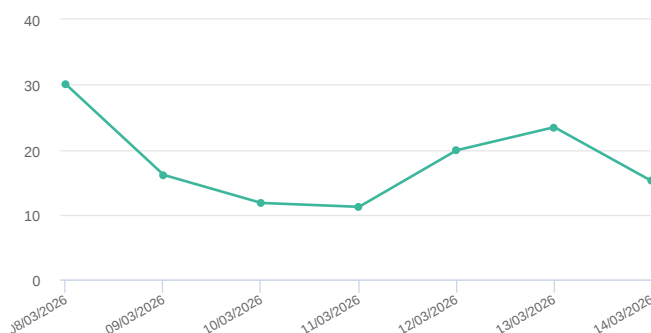
NO₂ (μg/m³)



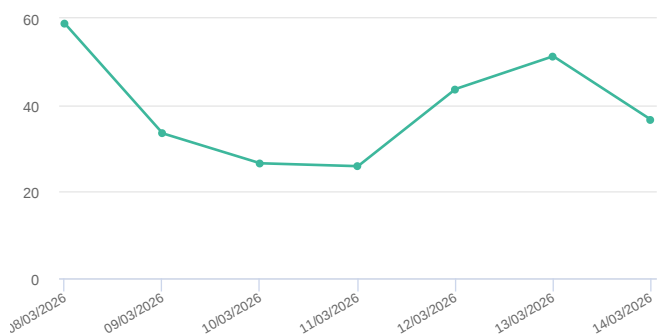
O₃ (μg/m³)



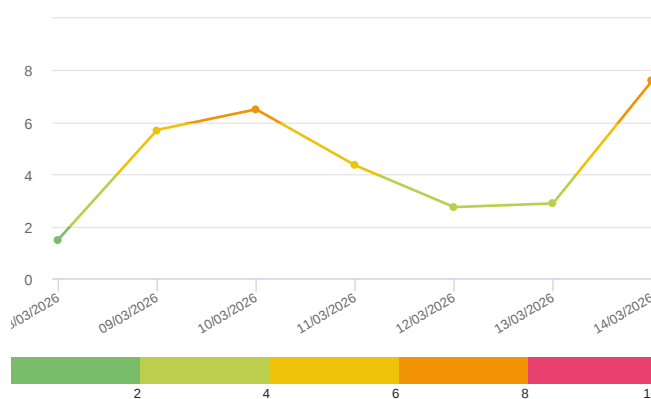
PM_{2.5} (μg/m³)



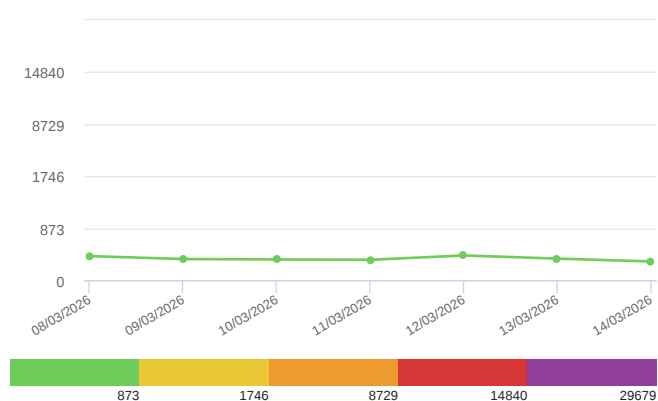
PM₁₀ (μg/m³)



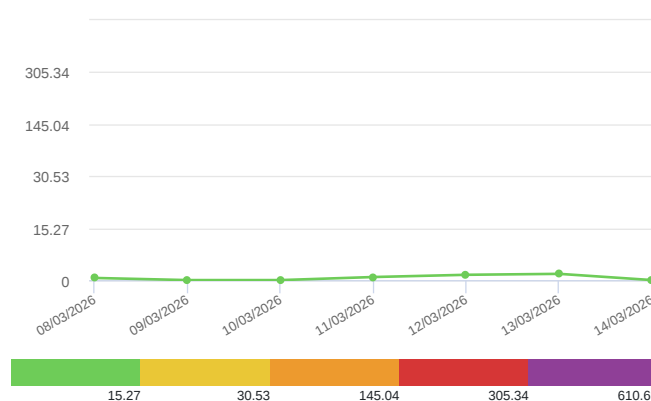
Wind Speed (m/s)

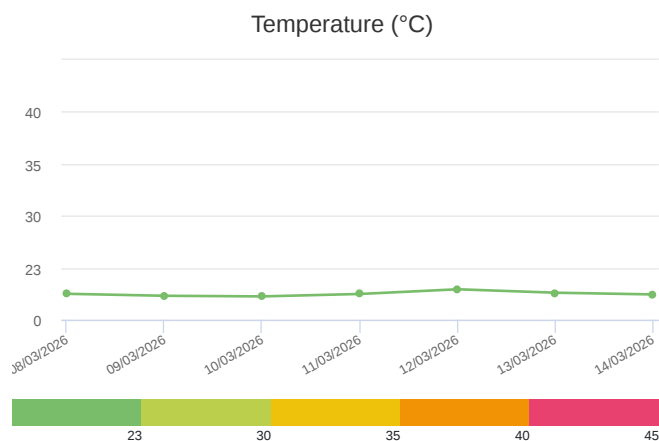
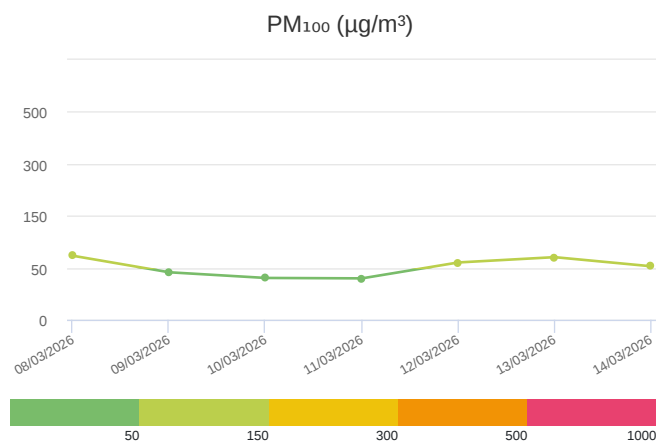
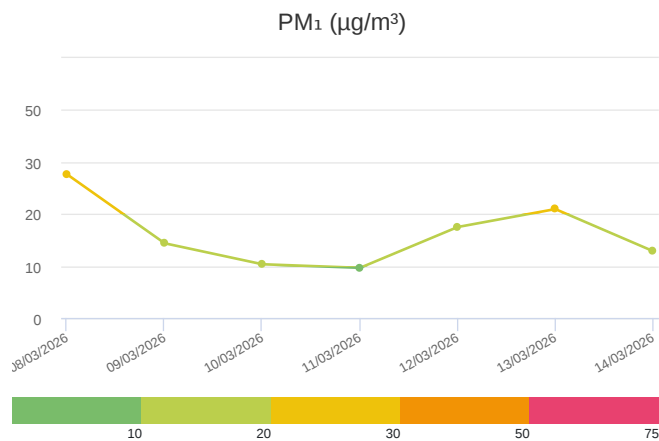
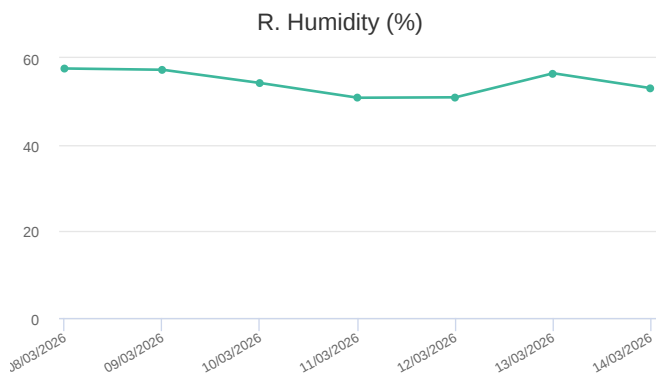


CO (ppb)



SO₂ (ppb)

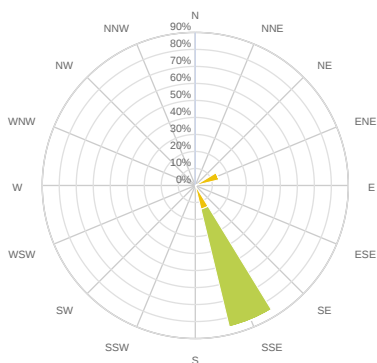




Media zilnică

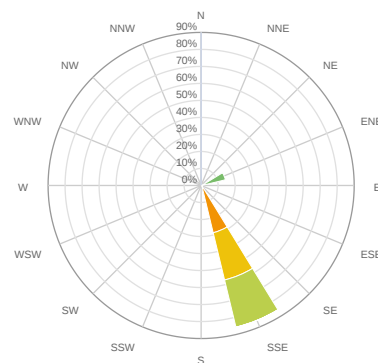
CAQI (AQI)

- > 100
- 75 - 100
- 50 - 75
- 25 - 50
- < 25



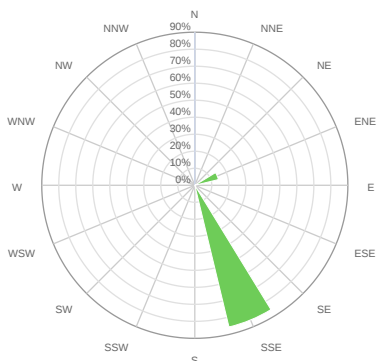
Wind Speed (m/s)

- > 8
- 6 - 8
- 4 - 6
- 2 - 4
- < 2



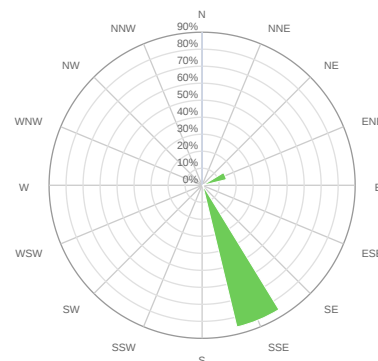
CO (ppb)

- > 14840
- 8729 - 14840
- 1746 - 8729
- 873 - 1746
- < 873



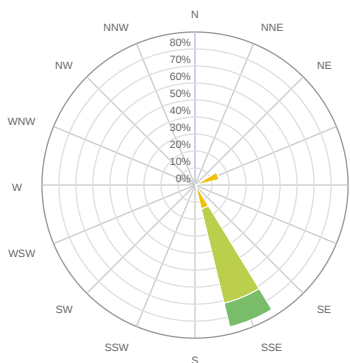
SO₂ (ppb)

- > 305.34
- 145.04 - 305.34
- 30.53 - 145.04
- 15.27 - 30.53
- < 15.27



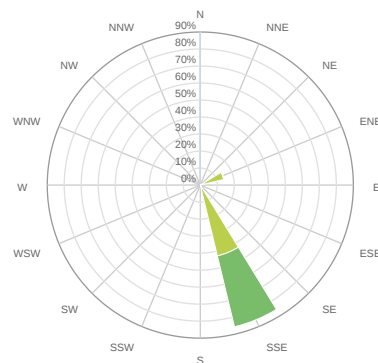
PM₁ (μg/m³)

- > 50
- 30 - 50
- 20 - 30
- 10 - 20
- < 10



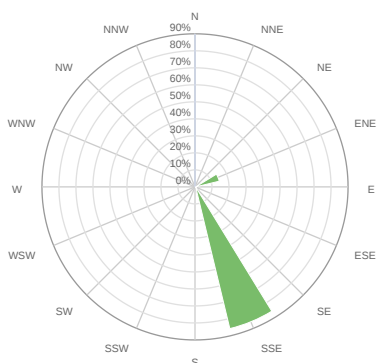
PM₁₀₀ (μg/m³)

- > 500
- 300 - 500
- 150 - 300
- 50 - 150
- < 50



Temperature (°C)

- > 40
- 35 - 40
- 30 - 35
- 23 - 30
- < 23



Alerte

No alerts for the selected date and time range

Parametrii indicelui de calitate al aerului (ICA)

Media zilnică

To Date	CAQI AQI	NO ₂ μg/m ³	O ₃ μg/m ³	PM _{2.5} μg/m ³	PM ₁₀ μg/m ³
08/03/2026, 23:59	56	16.83	61.91	30.01	58.76
09/03/2026, 23:59	34	17.27	65.29	16.09	33.46
10/03/2026, 23:59	28	15.88	64.43	11.78	26.55
11/03/2026, 23:59	27	16.7	63	11.18	25.88
12/03/2026, 23:59	44	17.89	61.11	19.89	43.7
13/03/2026, 23:59	52	15.26	65.19	23.44	51.26
14/03/2026, 23:59	37	15.91	70.19	15.13	36.62

Alți parametri

Media zilnică

To Date	Wind Speed m/s	Wind Direction degree	Battery %	CO ppb	SO ₂ ppb	R. Humidity %	PM ₁ μg/m ³	PM ₁₀₀ μg/m ³	Temperature °C
08/03/2026, 23:59	1.49	73.12	100	402.22	0.62	57.58	27.62	73.11	11.47
09/03/2026, 23:59	5.71	153.83	100	353.6	0	57.29	14.36	45.67	10.6
10/03/2026, 23:59	6.5	160.9	100	346.39	0	54.23	10.33	40.18	10.32
11/03/2026, 23:59	4.35	163.37	100	341.04	0.9	50.83	9.64	39.82	11.4
12/03/2026, 23:59	2.74	147.23	100	413.56	1.55	50.93	17.49	60.21	13.47
13/03/2026, 23:59	2.88	167.57	100	360.51	1.84	56.48	20.94	70.37	11.96
14/03/2026, 23:59	7.59	157.16	100	312.11	0	53.04	12.86	52.86	11.19

Oizom will not be responsible for Environmental Data accuracy once Validated