

# Primaria Comlosu Mare

## WEEKLY AIR-QUALITY REPORT

Timp de la: **12/04/2026, 00:00**  
Timp până la: **19/04/2026, 00:00**

Numele dispozitivului: **Primaria Comlosu Mare**  
Locația dispozitivului: **489, Comloșu Mare 307120, Romania**

Parametrii: **CAQI , PM<sub>10</sub> , PM<sub>2.5</sub> , NO<sub>2</sub> , O<sub>3</sub> , CO , Temperature , Wind Speed , Wind Direction , SO<sub>2</sub> , R. Humidity , PM<sub>1</sub> , PM<sub>100</sub>**

Primaria Comlosu Mare  
489, Comloșu Mare 307120,  
Romania



Media indicelui de calitate al aerului (ICA): **35**

Prezentare generală zilnică: Parametrii indicelui de calitate al aerului (ICA)

	CAQI AQI	PM <sub>10</sub> μg/m <sup>3</sup>	PM <sub>2.5</sub> μg/m <sup>3</sup>	NO <sub>2</sub> μg/m <sup>3</sup>	O <sub>3</sub> μg/m <sup>3</sup>
<b>Average</b>	35	34.01	15.85	18.4	67.45
<b>Maximum</b>	47	47.39	22.18	21.48	73.68
<b>Date</b>	17/04/2026	17/04/2026	17/04/2026	14/04/2026	18/04/2026
<b>Minimum</b>	28	23.51	9.57	16.38	62.94
<b>Date</b>	14/04/2026	18/04/2026	18/04/2026	17/04/2026	14/04/2026

The data shown above is based on Media zilnică .

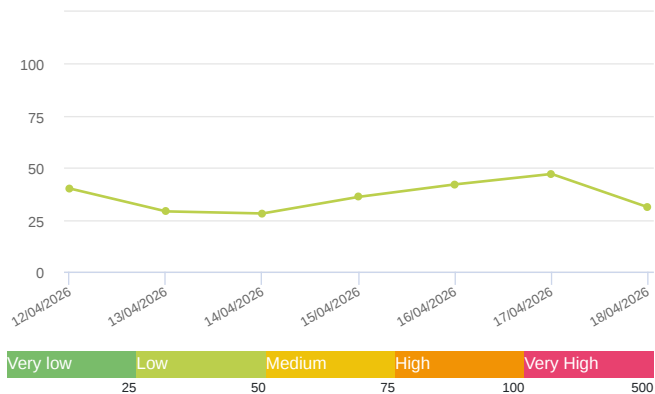
## Prezentare generală zilnică: Alți parametri

	CO ppb	Temperature °C	Wind Speed m/s	Wind Direction degree	Battery %	SO <sub>2</sub> ppb	R. Humidity %	PM <sub>1</sub> μg/m <sup>3</sup>	PM <sub>100</sub> μg/m <sup>3</sup>
<b>Average</b>	316.31	15.28	1.65	68.32	100	0	55.39	14.09	47.02
<b>Maximum</b>	357.68	18.4	4.9	16.72	100	1.14	59.18	19.98	62.68
<b>Date</b>	14/04/2026	16/04/2026	18/04/2026	18/04/2026	12/04/2026	16/04/2026	14/04/2026	17/04/2026	17/04/2026
<b>Minimum</b>	282.01	11	1.22	76.64	100	0	50.1	8.21	31.98
<b>Date</b>	18/04/2026	12/04/2026	15/04/2026	15/04/2026	12/04/2026	12/04/2026	18/04/2026	18/04/2026	13/04/2026

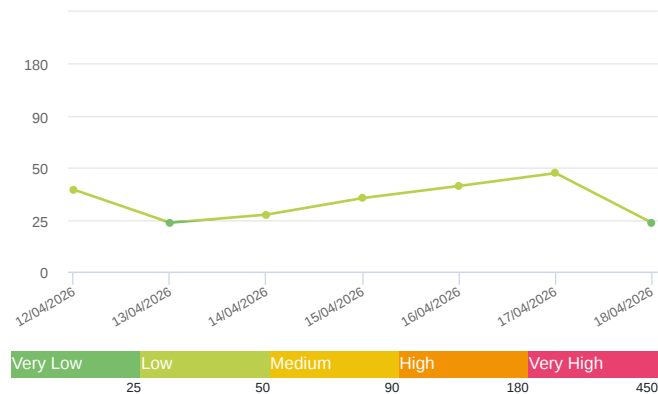
The data shown above is based on Media zilnică .

Media zilnică

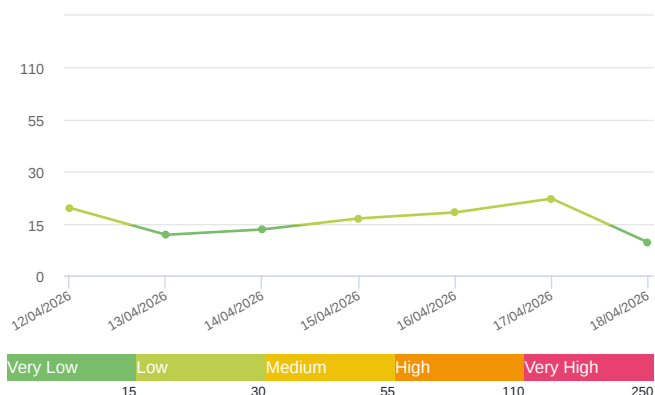
CAQI (AQI)



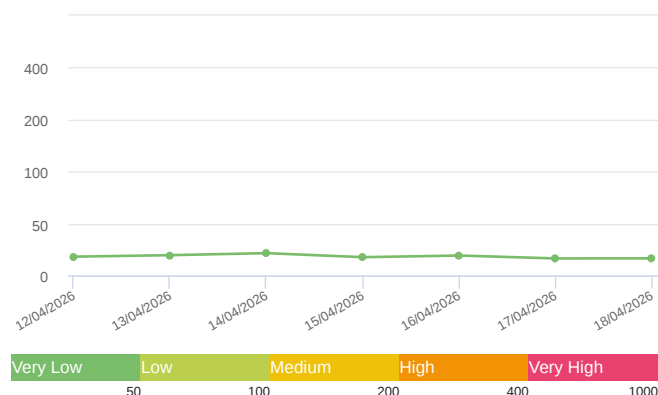
PM<sub>10</sub> (μg/m<sup>3</sup>)



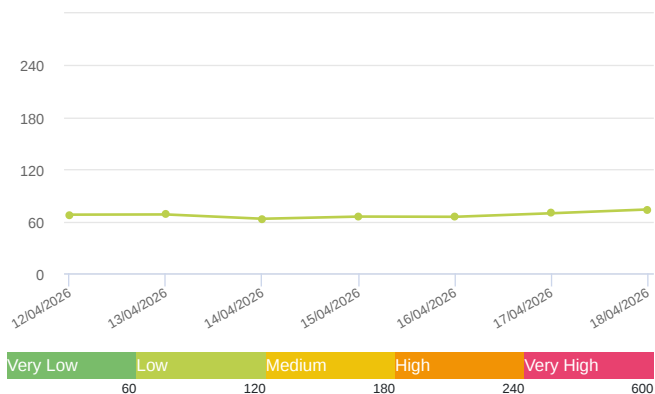
PM<sub>2.5</sub> (μg/m<sup>3</sup>)



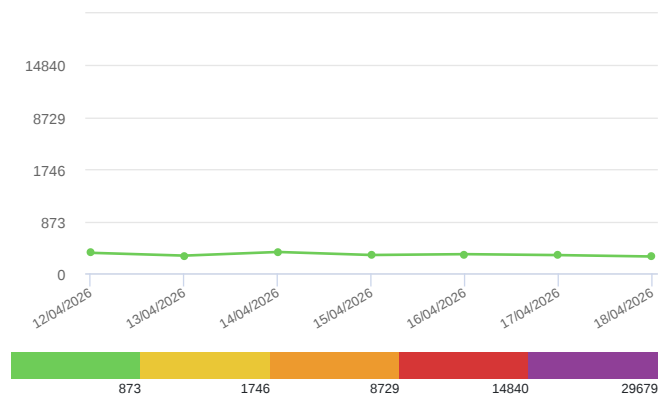
NO<sub>2</sub> (μg/m<sup>3</sup>)



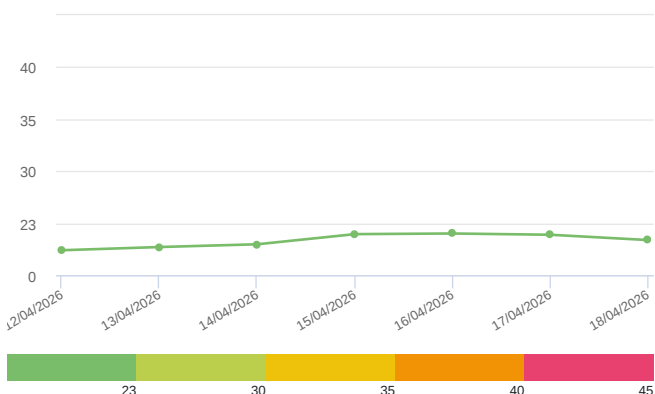
O<sub>3</sub> (μg/m<sup>3</sup>)



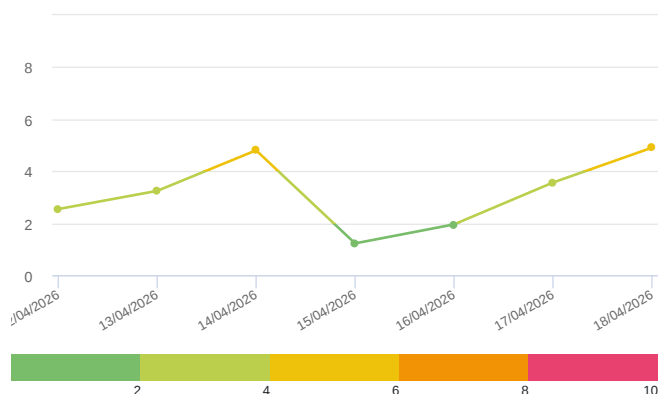
CO (ppb)



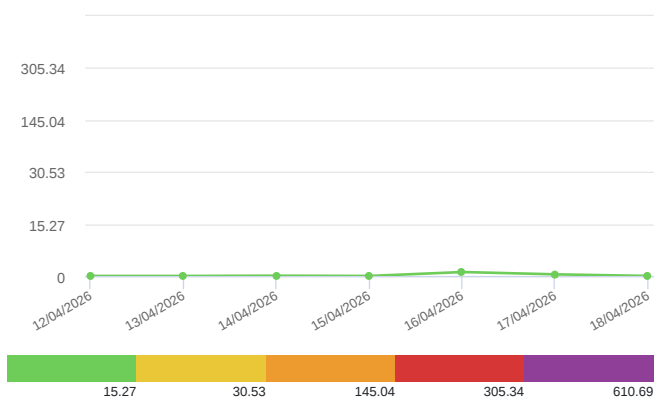
Temperature (°C)



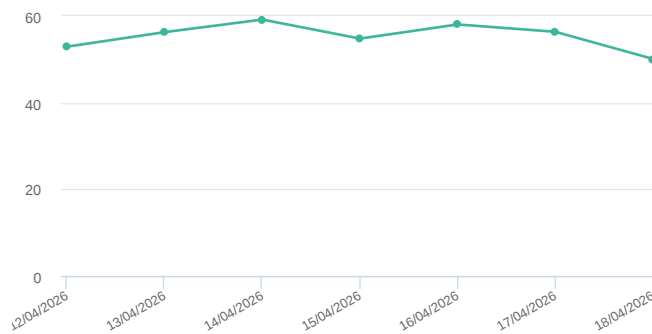
Wind Speed (m/s)



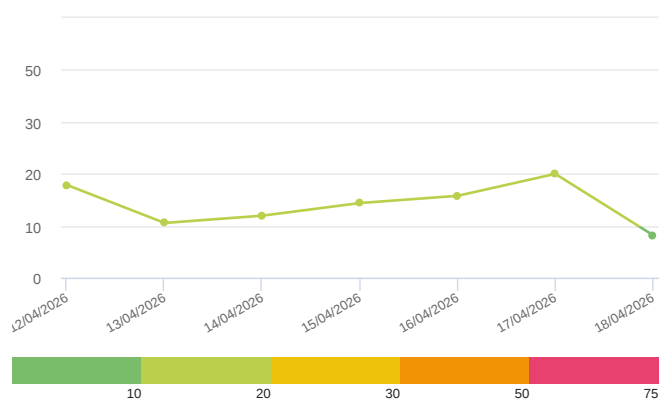
SO<sub>2</sub> (ppb)



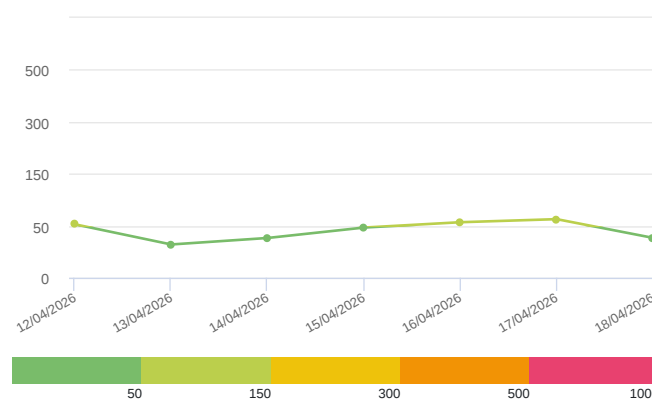
R. Humidity (%)



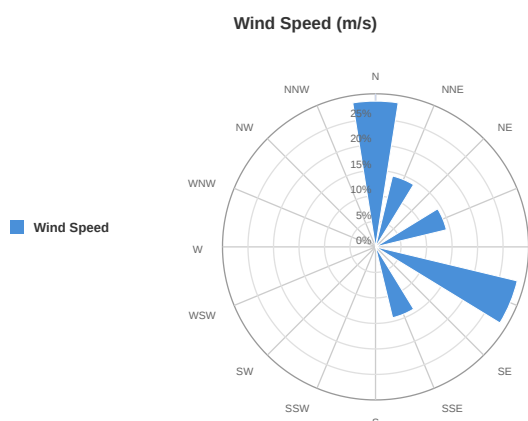
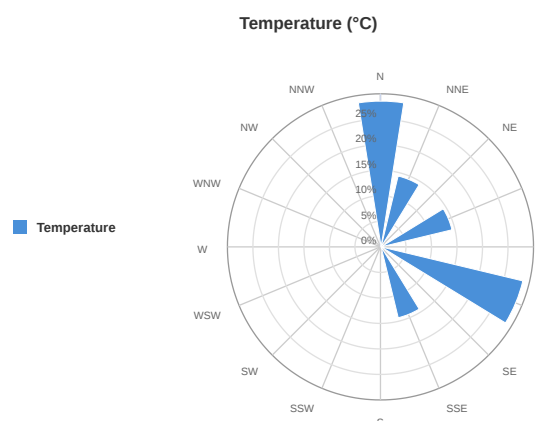
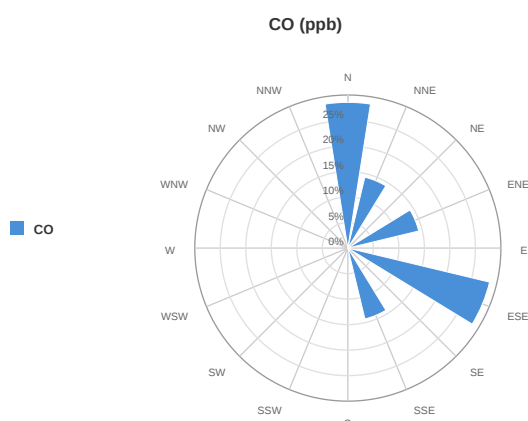
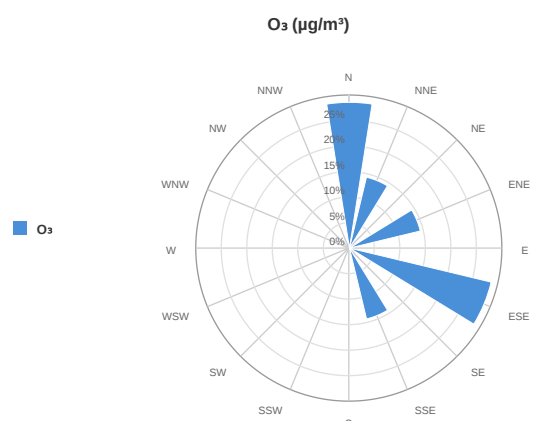
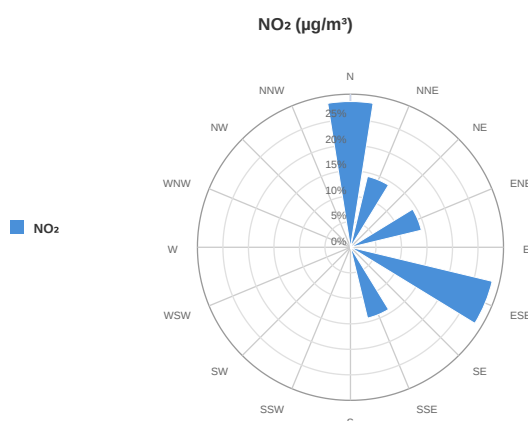
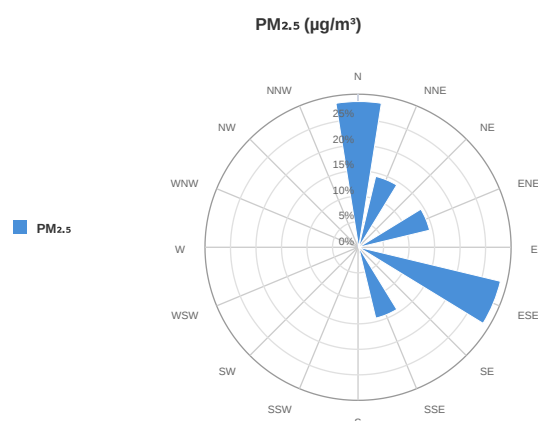
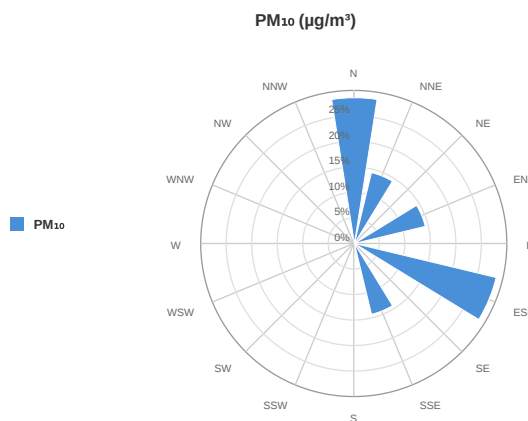
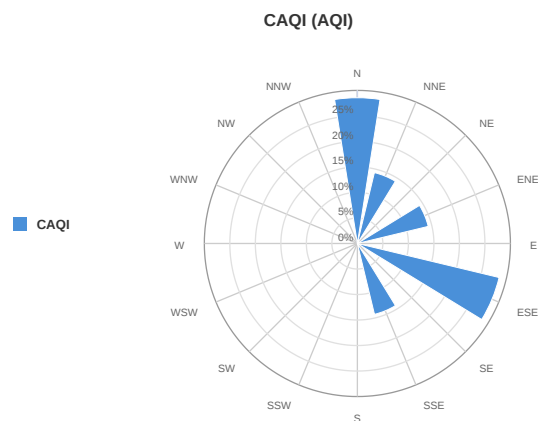
PM<sub>1</sub> (μg/m<sup>3</sup>)



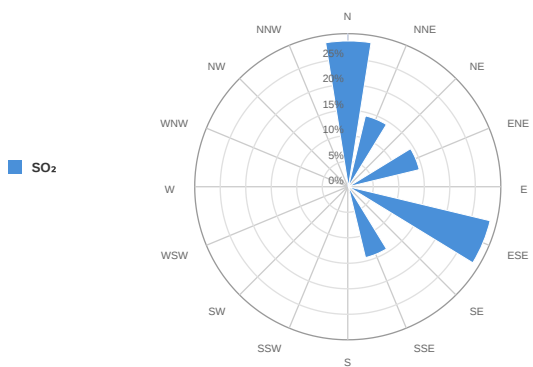
PM<sub>100</sub> (μg/m<sup>3</sup>)



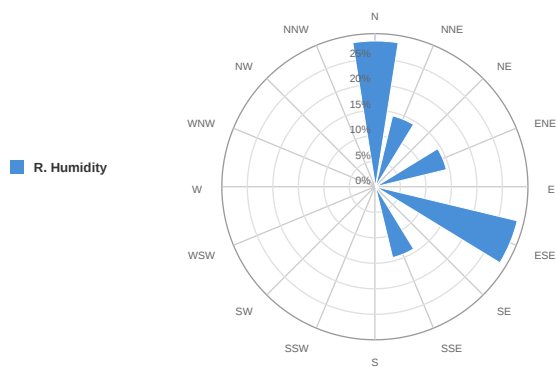
Media zilnică



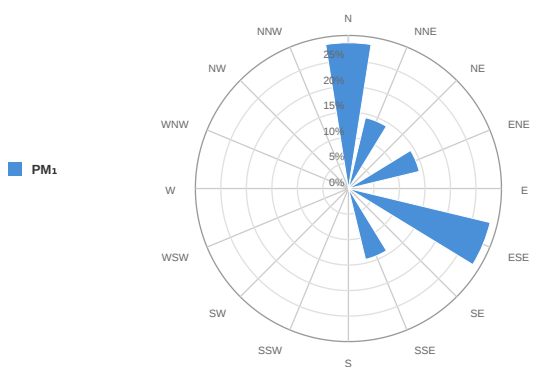
**SO<sub>2</sub> (ppb)**



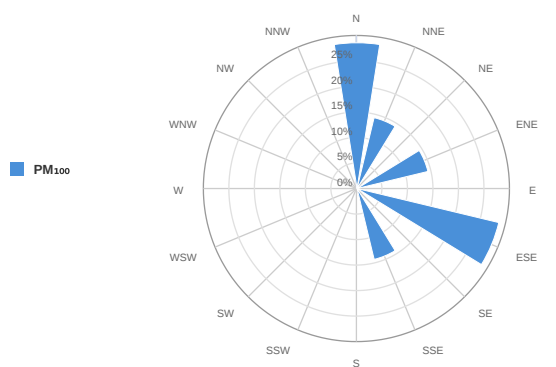
**R. Humidity (%)**



**PM<sub>1</sub> (μg/m<sup>3</sup>)**



**PM<sub>100</sub> (μg/m<sup>3</sup>)**



---

## Alerte

---

No alerts for the selected date and time range

## Parametrii indicelui de calitate al aerului (ICA)

Media zilnică

To Date	CAQI AQI	PM <sub>10</sub> μg/m <sup>3</sup>	PM <sub>2.5</sub> μg/m <sup>3</sup>	NO <sub>2</sub> μg/m <sup>3</sup>	O <sub>3</sub> μg/m <sup>3</sup>
12/04/2026, 23:59	40	39.46	19.52	18.09	67.66
13/04/2026, 23:59	29	23.57	11.74	19.54	67.94
14/04/2026, 23:59	28	27.44	13.29	21.48	62.94
15/04/2026, 23:59	36	35.42	16.47	17.61	65.43
16/04/2026, 23:59	42	41.26	18.21	19.21	65.21
17/04/2026, 23:59	47	47.39	22.18	16.38	69.28
18/04/2026, 23:59	31	23.51	9.57	16.47	73.68

## Alți parametri

Media zilnică

To Date	CO ppb	Temperature °C	Wind Speed m/s	Wind Direction degree	Battery %	SO <sub>2</sub> ppb	R. Humidity %	PM <sub>1</sub> μg/m <sup>3</sup>	PM <sub>100</sub> μg/m <sup>3</sup>
12/04/2026, 23:59	344.12	11	2.54	110.41	100	0	52.93	17.84	52.8
13/04/2026, 23:59	296.65	12.41	3.24	109.61	100	0	56.28	10.54	31.98
14/04/2026, 23:59	357.68	13.64	4.8	151.02	100	0.07	59.18	11.94	38.25
15/04/2026, 23:59	307.35	18.13	1.22	76.64	100	0	54.79	14.37	48.27
16/04/2026, 23:59	321.24	18.4	1.95	358.32	100	1.14	58.05	15.76	56.8
17/04/2026, 23:59	305.13	17.84	3.56	7.42	100	0.48	56.36	19.98	62.68
18/04/2026, 23:59	282.01	15.51	4.9	16.72	100	0	50.1	8.21	38.36

Oizom will not be responsible for Environmental Data accuracy once Validated