

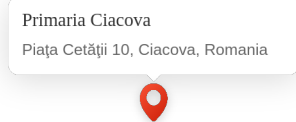
Primaria Ciacova

WEEKLY AIR-QUALITY REPORT

Timp de la: **29/03/2026, 00:00**
Timp până la: **05/04/2026, 00:00**

Numele dispozitivului: **Primaria Ciacova**
Locația dispozitivului: **Piața Cetății 10, Ciacova, Romania**

Parametrii: **NO₂ , O₃ , PM_{2.5} , PM₁₀ , Wind Speed , Wind Direction , CO , SO₂ , R. Humidity , PM₁ , PM₁₀₀ , Pressure , Temperature**



Media indicelui de calitate al aerului (ICA): **57**

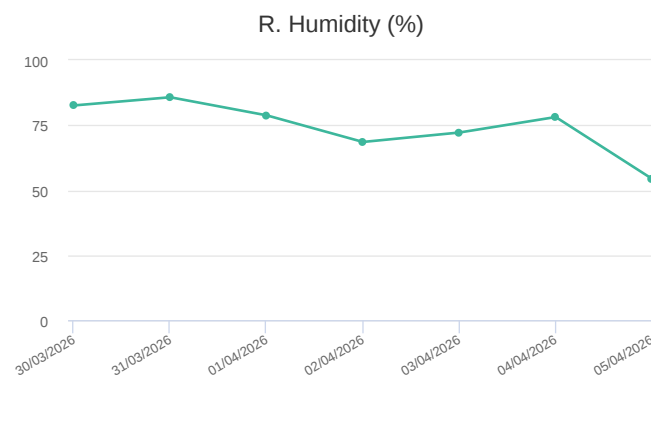
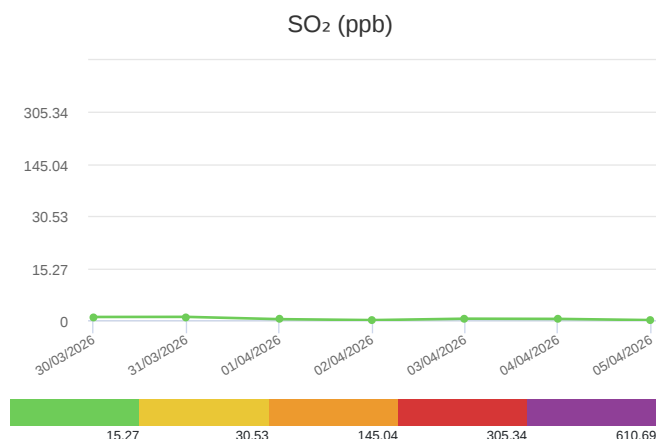
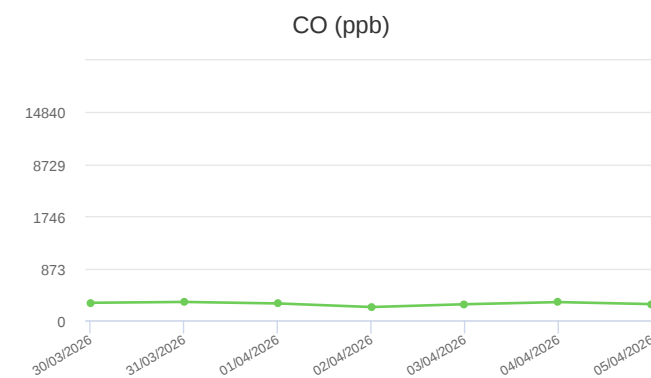
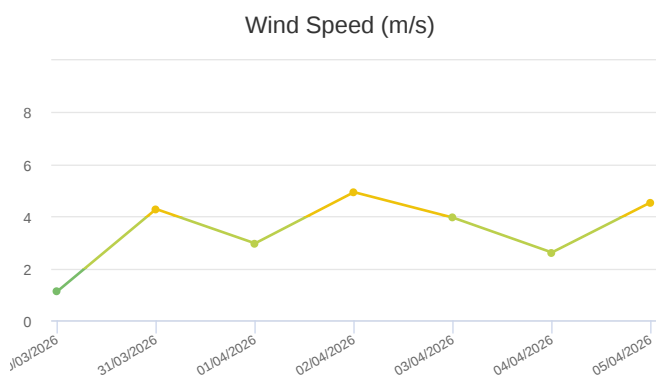
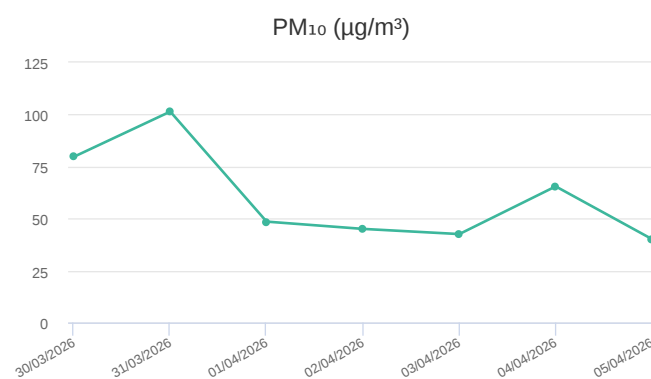
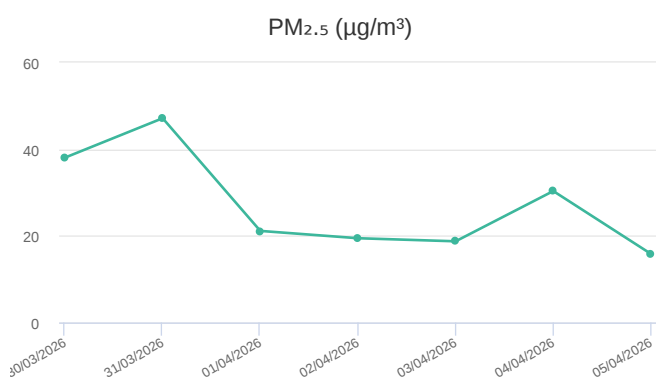
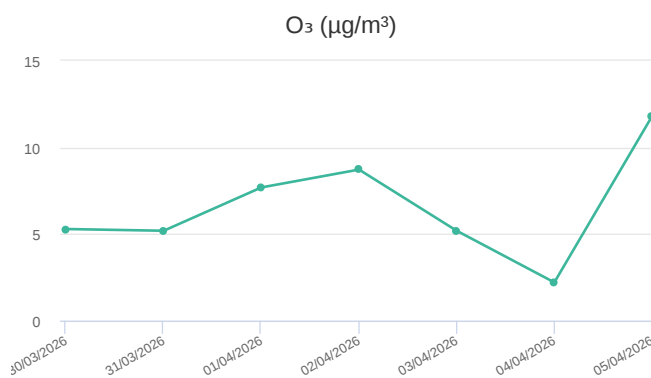
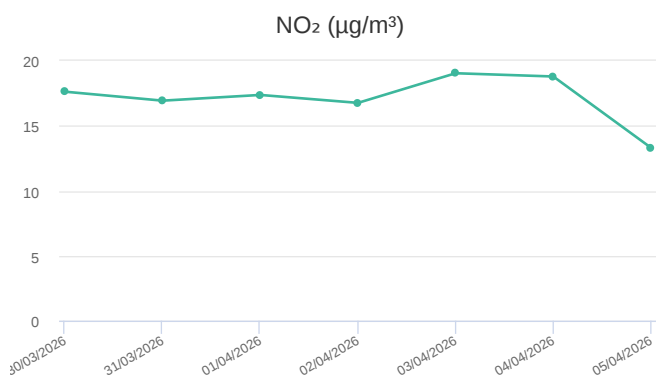
Prezentare generală zilnică: Parametrii indicelui de calitate al aerului (ICA)

	NO ₂ μg/m ³	O ₃ μg/m ³	PM _{2.5} μg/m ³	PM ₁₀ μg/m ³
Average	17.12	6.58	27.25	60.38
Maximum	19.04	11.79	47.15	101.42
Date	03/04/2026	05/04/2026	31/03/2026	31/03/2026
Minimum	13.31	2.21	15.84	40.08
Date	05/04/2026	04/04/2026	05/04/2026	05/04/2026

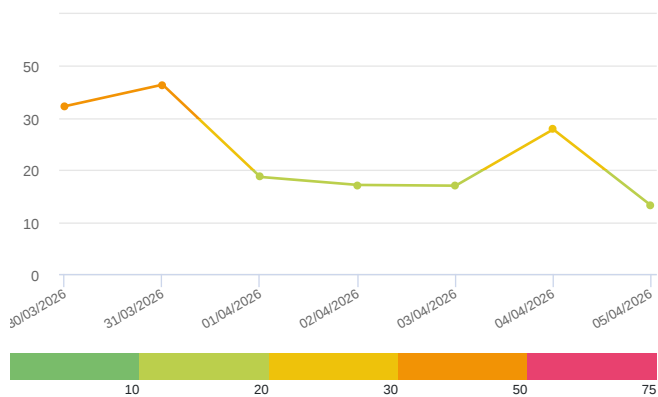
Prezentare generală zilnică: Alți parametri

	Wind Speed m/s	Wind Direction degree	Battery %	CO ppb	SO ₂ ppb	R. Humidity %	PM ₁ μg/m ³	PM ₁₀₀ μg/m ³	Pressure hPa	Temperature °C
Average	2.45	342.6	100	279.11	0.14	74.32	24.45	77.1	1002.4	11.67
Maximum	4.93	17.73	100	307.82	0.95	85.73	42.83	122.02	1008.61	16.09
Date	02/04/2026	02/04/2026	30/03/2026	31/03/2026	31/03/2026	31/03/2026	31/03/2026	31/03/2026	05/04/2026	05/04/2026
Minimum	1.11	173.15	100	222.51	0	54.35	13.19	57.16	995.69	8.8
Date	30/03/2026	30/03/2026	30/03/2026	02/04/2026	02/04/2026	05/04/2026	05/04/2026	05/04/2026	03/04/2026	01/04/2026

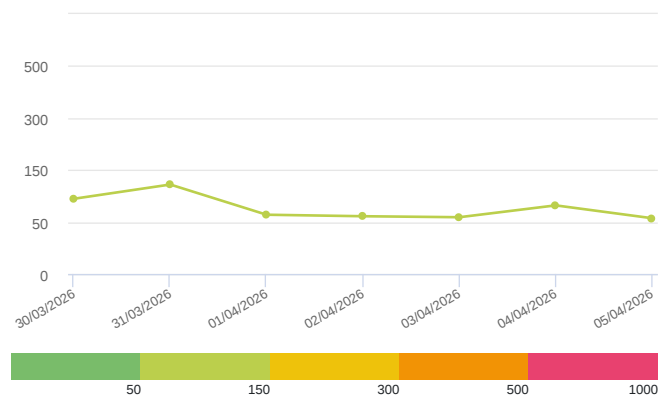
Media zilnică



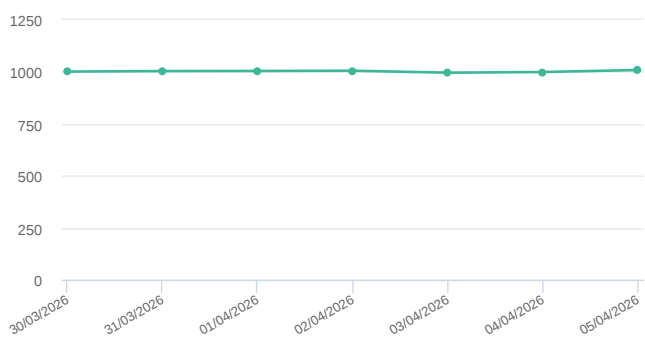
PM₁ (μg/m³)



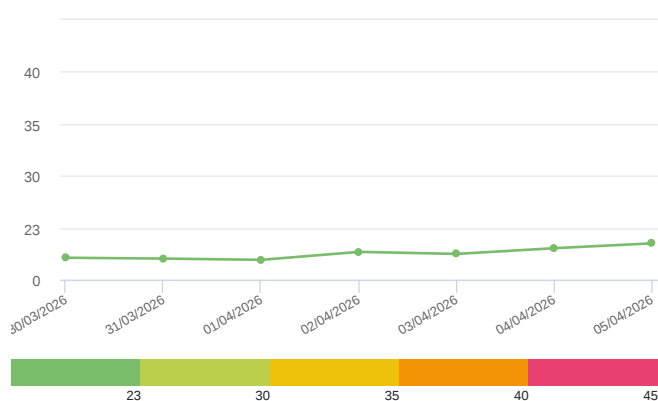
PM₁₀₀ (μg/m³)



Pressure (hPa)

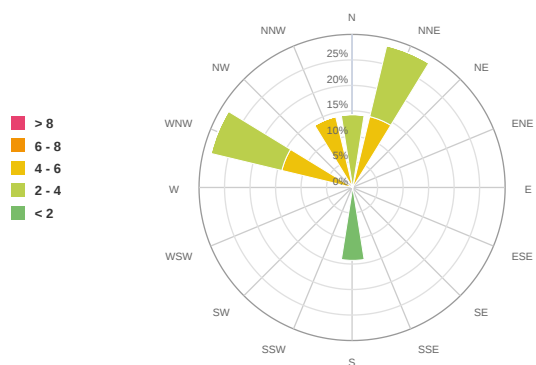


Temperature (°C)

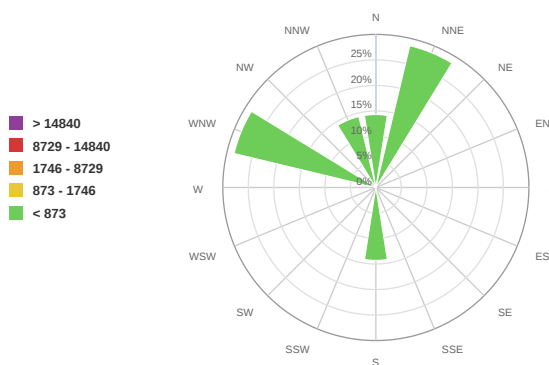


Media zilnică

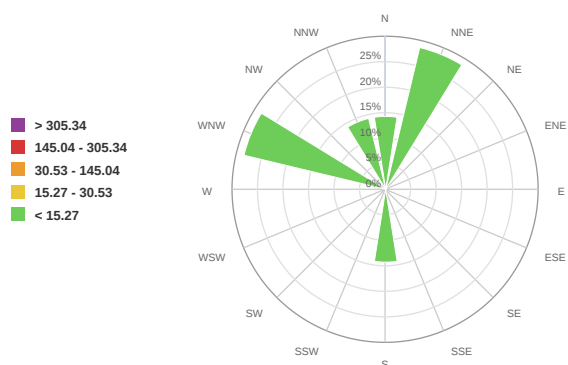
Wind Speed (m/s)



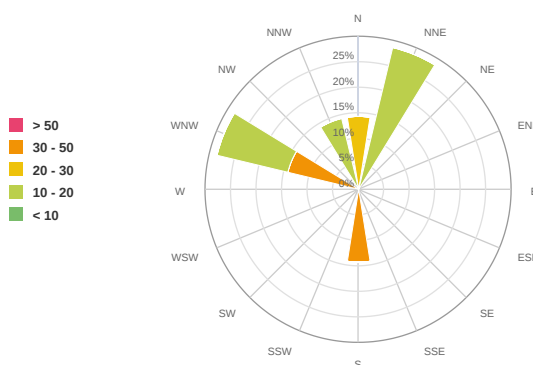
CO (ppb)



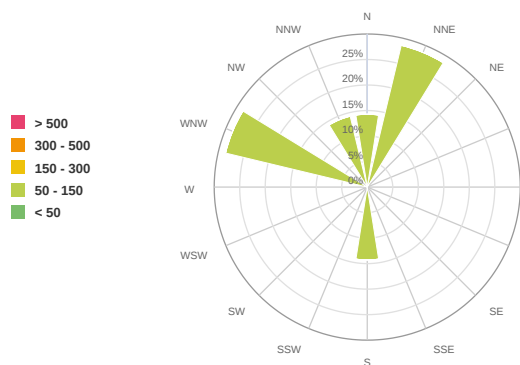
SO₂ (ppb)



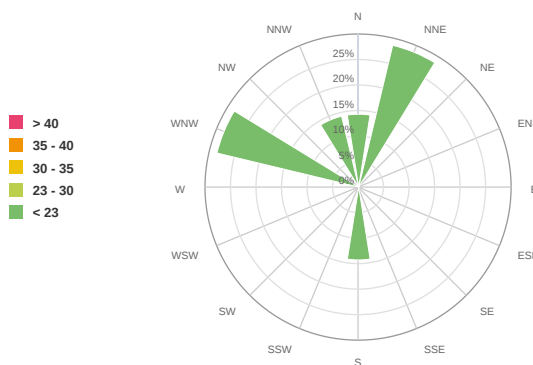
PM₁ (μg/m³)



PM₁₀₀ (μg/m³)



Temperature (°C)



Alerte

No alerts for the selected date and time range

Parametrii indicelui de calitate al aerului (ICA)

Media zilnică

To Date	NO ₂ μg/m ³	O ₃ μg/m ³	PM _{2.5} μg/m ³	PM ₁₀ μg/m ³
30/03/2026, 00:59	17.62	5.29	38.06	79.69
31/03/2026, 00:59	16.93	5.19	47.15	101.42
01/04/2026, 00:59	17.37	7.69	21.14	48.51
02/04/2026, 00:59	16.76	8.72	19.45	45.01
03/04/2026, 00:59	19.04	5.19	18.74	42.52
04/04/2026, 00:59	18.79	2.21	30.34	65.45
05/04/2026, 00:59	13.31	11.79	15.84	40.08

Alți parametri

Media zilnică

To Date	Wind Speed m/s	Wind Direction degree	Battery %	CO ppb	SO ₂ ppb	R. Humidity %	PM ₁ μg/m ³	PM ₁₀₀ μg/m ³	Pressure HPa	Temperature °C
30/03/2026, 00:59	1.11	173.15	100	294.32	0.92	82.58	34.53	94.57	1000.95	9.72
31/03/2026, 00:59	4.28	286.42	100	307.82	0.95	85.73	42.83	122.02	1003.48	9.35
01/04/2026, 00:59	2.96	295.15	100	283.17	0.27	78.78	18.66	63.86	1003.98	8.8
02/04/2026, 00:59	4.93	17.73	100	222.51	0	68.53	17.12	61.04	1005.12	12.32
03/04/2026, 00:59	3.95	29.53	100	269.64	0.41	72.16	16.98	59.11	995.69	11.42
04/04/2026, 00:59	2.61	351.28	100	305.14	0.35	78.12	27.81	81.94	998.95	13.97
05/04/2026, 00:59	4.54	340.49	100	271.21	0	54.35	13.19	57.16	1008.61	16.09

Oizom will not be responsible for Environmental Data accuracy once Validated