

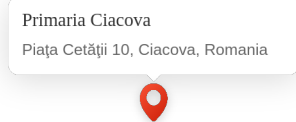
Primaria Ciacova

WEEKLY AIR-QUALITY REPORT

Timp de la: **15/03/2026, 00:00**
Timp până la: **22/03/2026, 00:00**

Numele dispozitivului: **Primaria Ciacova**
Locația dispozitivului: **Piața Cetății 10, Ciacova, Romania**

Parametrii: **CAQI , NO₂ , O₃ , PM_{2.5} , PM₁₀ , Wind Speed , Wind Direction , CO , SO₂ , R. Humidity , PM₁ , PM₁₀₀ , Pressure , Temperature**



Media indicelui de calitate al aerului (ICA): **59**

Prezentare generală zilnică: Parametrii indicelui de calitate al aerului (ICA)

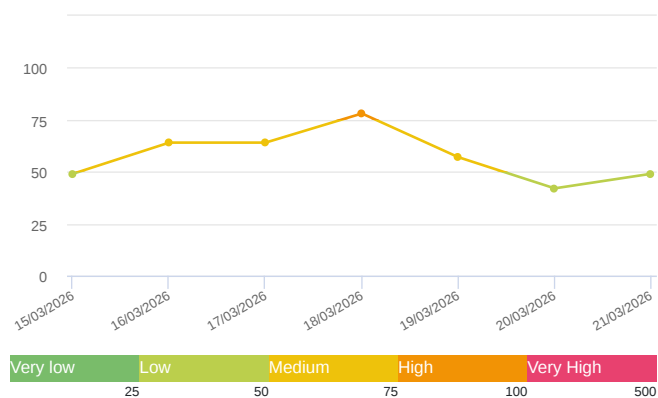
	CAQI AQI	NO ₂ μg/m ³	O ₃ μg/m ³	PM _{2.5} μg/m ³	PM ₁₀ μg/m ³
Average	59	15.5	15.34	20.42	63.1
Maximum	78	17.14	20.09	36.95	97.77
Date	18/03/2026	18/03/2026	15/03/2026	18/03/2026	18/03/2026
Minimum	42	13.36	13.31	13.83	41.85
Date	20/03/2026	15/03/2026	17/03/2026	20/03/2026	20/03/2026

Prezentare generală zilnică: Alți parametri

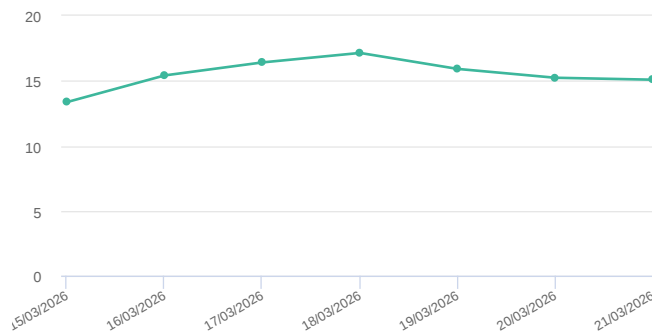
	Wind Speed m/s	Wind Direction degree	Battery %	CO ppb	SO ₂ ppb	R. Humidity %	PM ₁ μg/m ³	PM ₁₀₀ μg/m ³	Pressure hPa	Temperature °C
Average	1.75	97.09	100	318.75	0	49.74	16.91	95.29	1007.26	11.35
Maximum	4.22	113.02	100	419.73	0	53.06	28.56	133.14	1010.57	12.32
Date	18/03/2026	18/03/2026	15/03/2026	18/03/2026	15/03/2026	19/03/2026	18/03/2026	18/03/2026	19/03/2026	17/03/2026
Minimum	0.92	14.82	100	246.66	0	47.08	11.2	69.2	1002.36	9.51
Date	17/03/2026	17/03/2026	15/03/2026	20/03/2026	15/03/2026	21/03/2026	20/03/2026	20/03/2026	15/03/2026	19/03/2026

Media zilnică

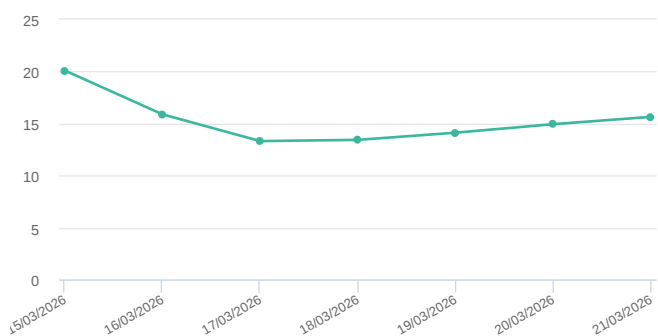
CAQI (AQI)



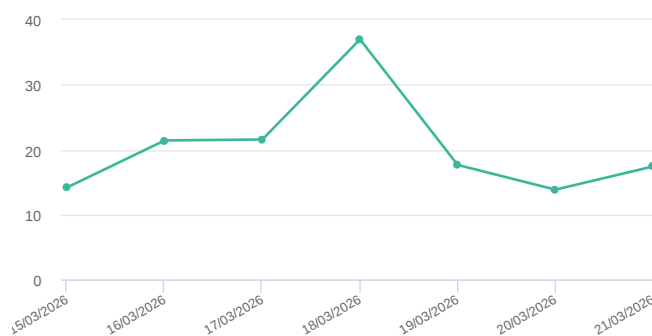
NO₂ (μg/m³)



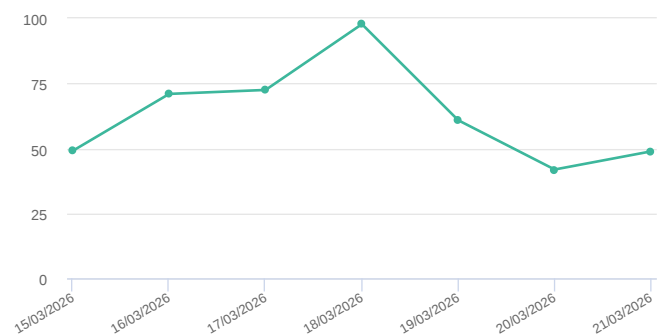
O₃ (μg/m³)



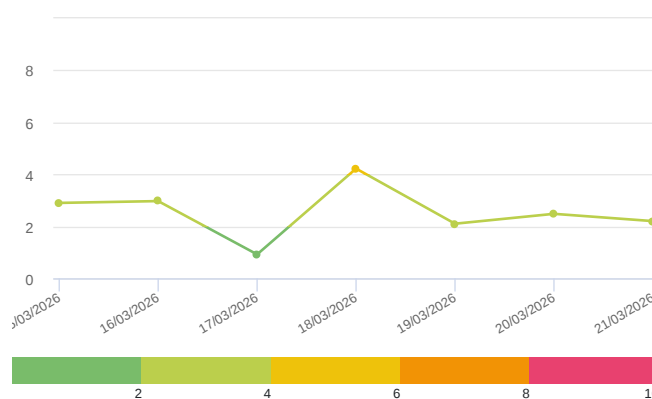
PM_{2.5} (μg/m³)



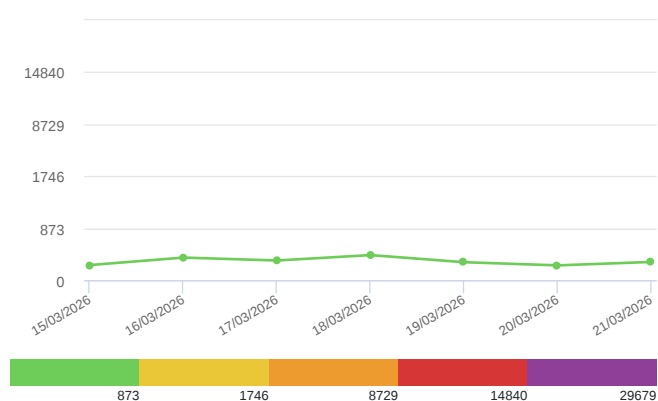
PM₁₀ (μg/m³)



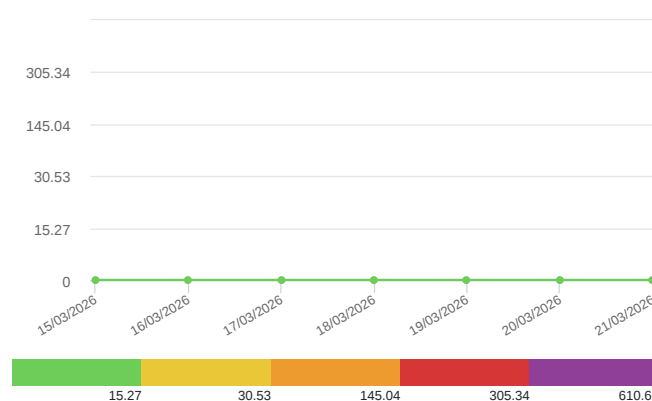
Wind Speed (m/s)

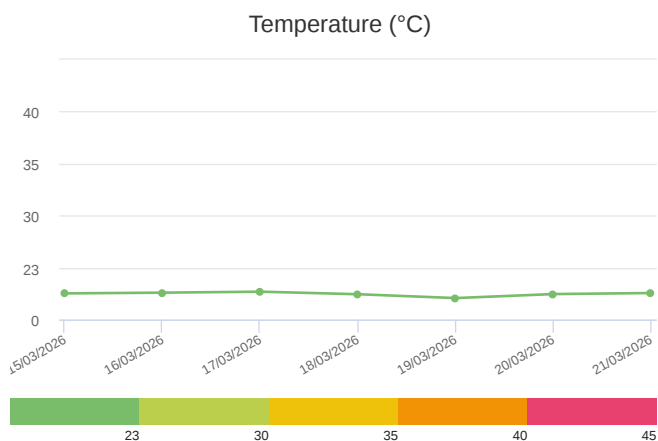
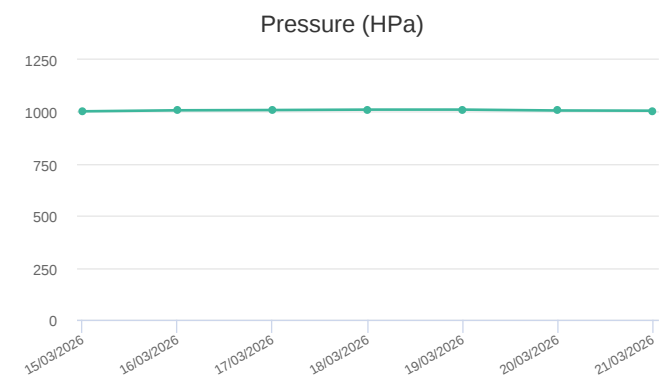
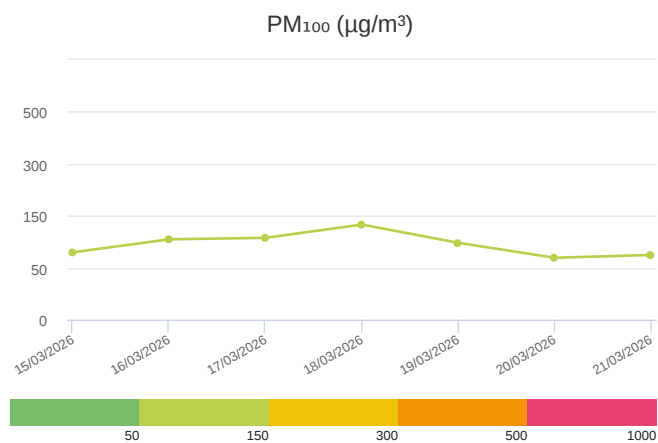
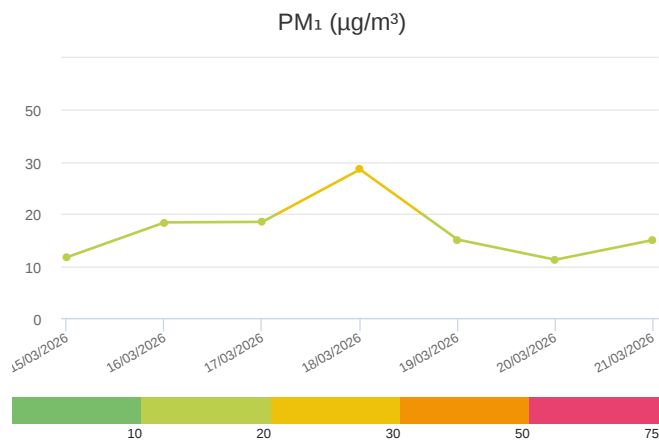
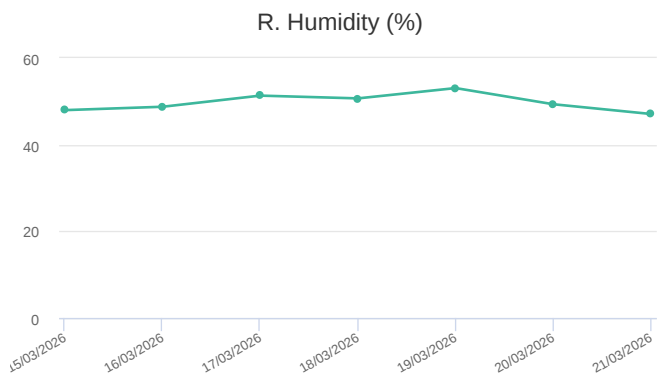


CO (ppb)



SO₂ (ppb)

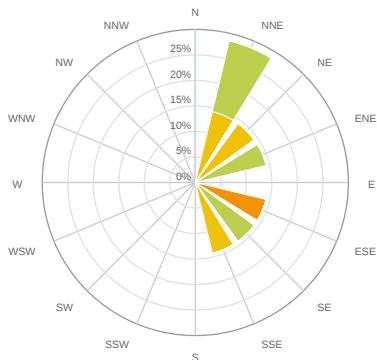




Media zilnică

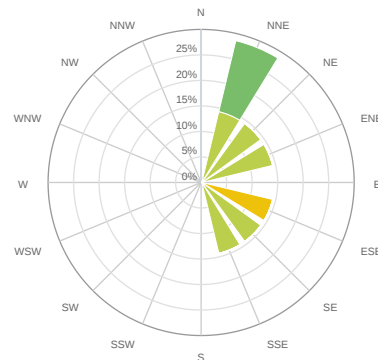
CAQI (AQI)

- > 100
- 75 - 100
- 50 - 75
- 25 - 50
- < 25



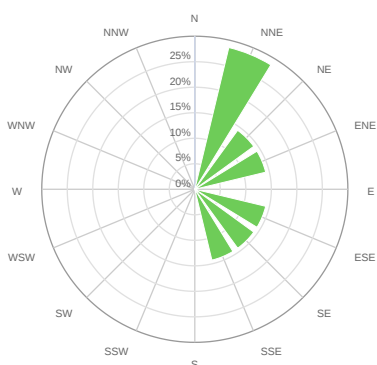
Wind Speed (m/s)

- > 8
- 6 - 8
- 4 - 6
- 2 - 4
- < 2



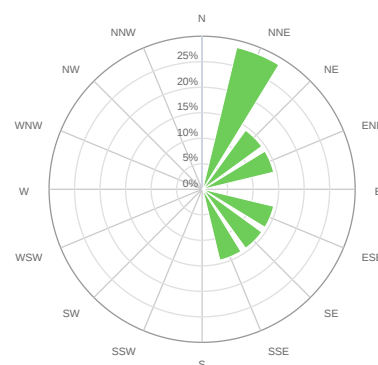
CO (ppb)

- > 14840
- 8729 - 14840
- 1746 - 8729
- 873 - 1746
- < 873



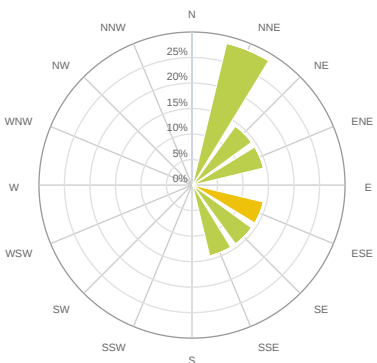
SO₂ (ppb)

- > 305.34
- 145.04 - 305.34
- 30.53 - 145.04
- 15.27 - 30.53
- < 15.27



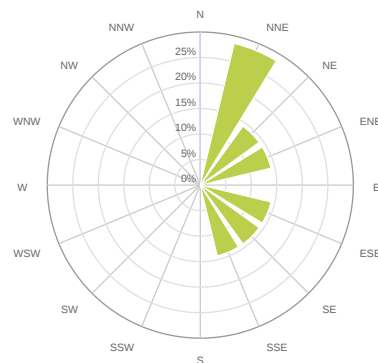
PM₁ (μg/m³)

- > 50
- 30 - 50
- 20 - 30
- 10 - 20
- < 10



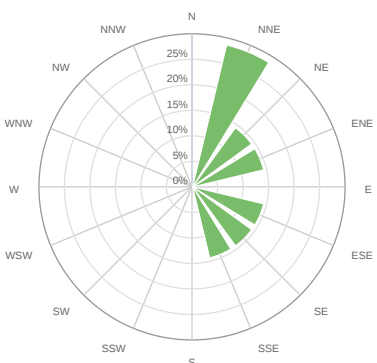
PM₁₀₀ (μg/m³)

- > 500
- 300 - 500
- 150 - 300
- 50 - 150
- < 50



Temperature (°C)

- > 40
- 35 - 40
- 30 - 35
- 23 - 30
- < 23



Alerte

No alerts for the selected date and time range

Parametrii indicelui de calitate al aerului (ICA)

Media zilnică

To Date	CAQI AQI	NO ₂ μg/m ³	O ₃ μg/m ³	PM _{2.5} μg/m ³	PM ₁₀ μg/m ³
15/03/2026, 23:59	49	13.36	20.09	14.17	49.07
16/03/2026, 23:59	64	15.41	15.88	21.4	70.94
17/03/2026, 23:59	64	16.41	13.31	21.54	72.46
18/03/2026, 23:59	78	17.14	13.43	36.95	97.77
19/03/2026, 23:59	57	15.91	14.12	17.63	60.79
20/03/2026, 23:59	42	15.23	14.94	13.83	41.85
21/03/2026, 23:59	49	15.08	15.64	17.39	48.82

Alți parametri

Media zilnică

To Date	Wind Speed m/s	Wind Direction degree	Battery %	CO ppb	SO ₂ ppb	R. Humidity %	PM ₁ μg/m ³	PM ₁₀₀ μg/m ³	Pressure HPa	Temperature °C
15/03/2026, 23:59	2.9	135.47	100	252.53	0	47.97	11.69	79.7	1002.36	11.57
16/03/2026, 23:59	2.97	156.49	100	378.25	0	48.75	18.38	104.72	1007.24	11.89
17/03/2026, 23:59	0.92	14.82	100	329.29	0	51.32	18.48	107.61	1008.51	12.32
18/03/2026, 23:59	4.22	113.02	100	419.73	0	50.68	28.56	133.14	1010.49	11.2
19/03/2026, 23:59	2.1	49.77	100	299.92	0	53.06	15.07	98.02	1010.57	9.51
20/03/2026, 23:59	2.48	26	100	246.66	0	49.33	11.2	69.2	1006.3	11.26
21/03/2026, 23:59	2.2	78.13	100	304.87	0	47.08	14.99	74.61	1005.37	11.74

Oizom will not be responsible for Environmental Data accuracy once Validated