

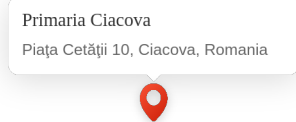
Primaria Ciacova

WEEKLY AIR-QUALITY REPORT

Timp de la: **22/02/2026, 00:00**
Timp până la: **01/03/2026, 00:00**

Numele dispozitivului: **Primaria Ciacova**
Locația dispozitivului: **Piața Cetății 10, Ciacova, Romania**

Parametrii: **CAQI , NO₂ , O₃ , PM_{2.5} , PM₁₀ , Wind Speed , Wind Direction , CO , SO₂ , R. Humidity , PM₁ , PM₁₀₀ , Pressure , Temperature**



Media indicelui de calitate al aerului (ICA): **56**

Prezentare generală zilnică: Parametrii indicelui de calitate al aerului (ICA)

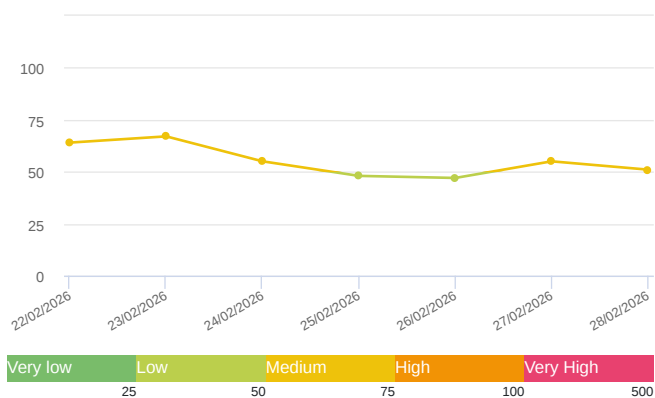
	CAQI AQI	NO ₂ μg/m ³	O ₃ μg/m ³	PM _{2.5} μg/m ³	PM ₁₀ μg/m ³
Average	56	16.21	9.77	27.28	58.12
Maximum	67	18.1	13.83	37.98	76.41
Date	23/02/2026	23/02/2026	22/02/2026	23/02/2026	23/02/2026
Minimum	47	14.76	7.01	19.79	47
Date	26/02/2026	25/02/2026	23/02/2026	26/02/2026	26/02/2026

Prezentare generală zilnică: Alți parametri

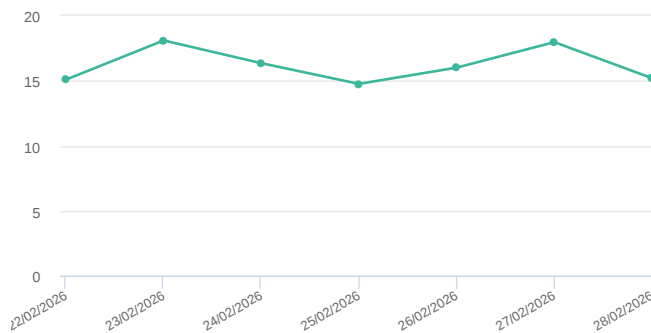
	Wind Speed m/s	Wind Direction degree	Battery %	CO ppb	SO ₂ ppb	R. Humidity %	PM ₁ μg/m ³	PM ₁₀₀ μg/m ³	Pressure hPa	Temperature °C
Average	0.53	257.56	100	407.75	0	70.99	24.63	77.14	1015.07	7.92
Maximum	3.7	290.73	100	516.27	0.6	80.81	34.8	94.64	1020.05	9.45
Date	24/02/2026	24/02/2026	22/02/2026	27/02/2026	25/02/2026	22/02/2026	23/02/2026	23/02/2026	26/02/2026	24/02/2026
Minimum	1	219.99	100	311	0	57.89	17.87	67.62	1007.3	5.93
Date	22/02/2026	22/02/2026	22/02/2026	25/02/2026	22/02/2026	28/02/2026	26/02/2026	25/02/2026	24/02/2026	22/02/2026

Media zilnică

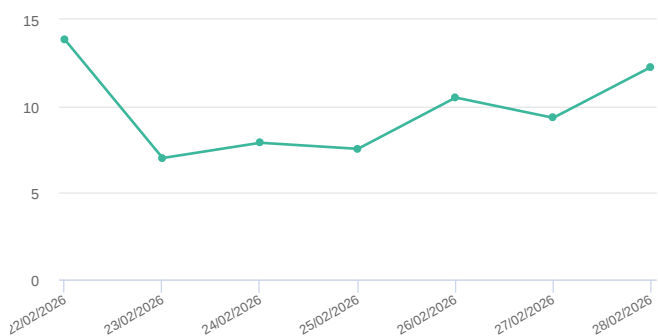
CAQI (AQI)



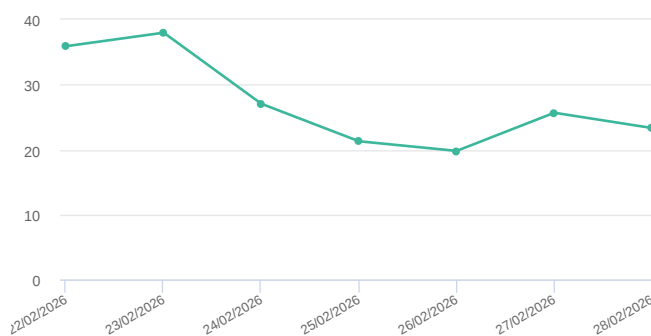
NO₂ (μg/m³)



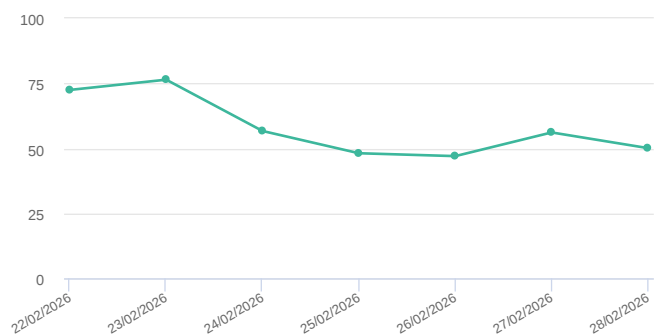
O₃ (μg/m³)



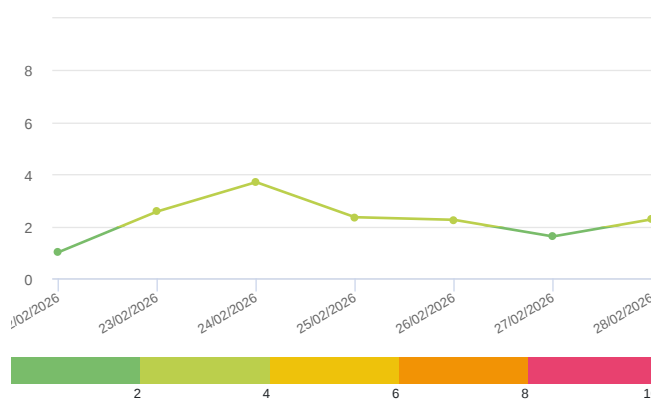
PM_{2.5} (μg/m³)



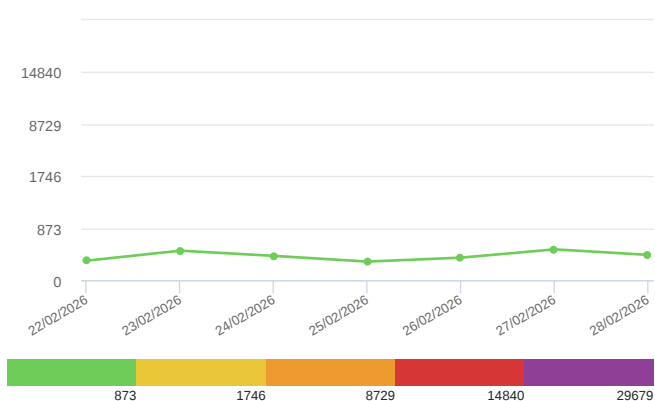
PM₁₀ (μg/m³)



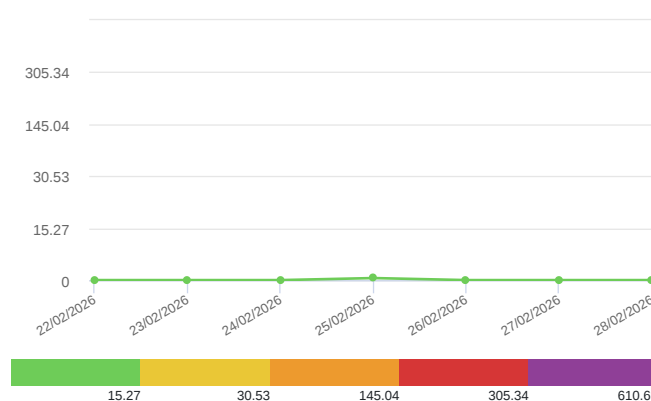
Wind Speed (m/s)



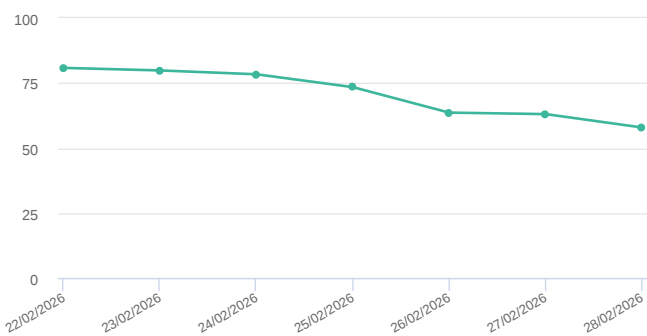
CO (ppb)



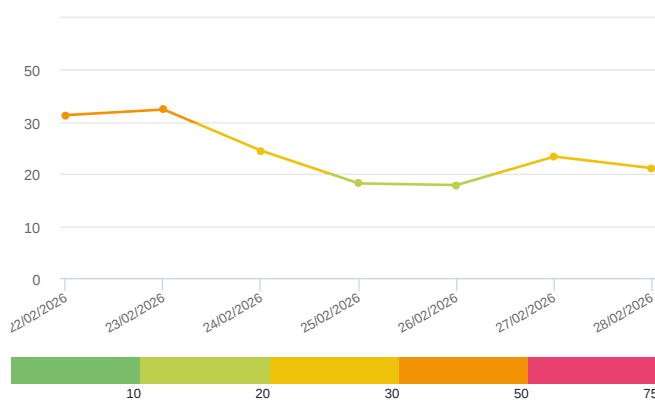
SO₂ (ppb)



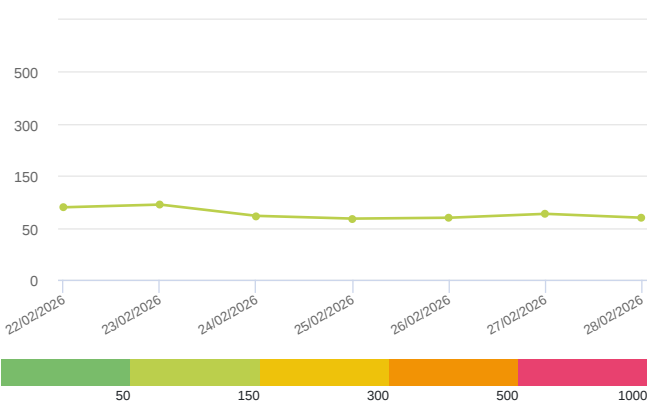
R. Humidity (%)



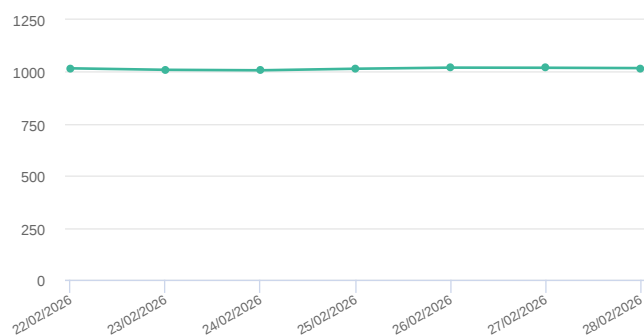
PM₁ (μg/m³)



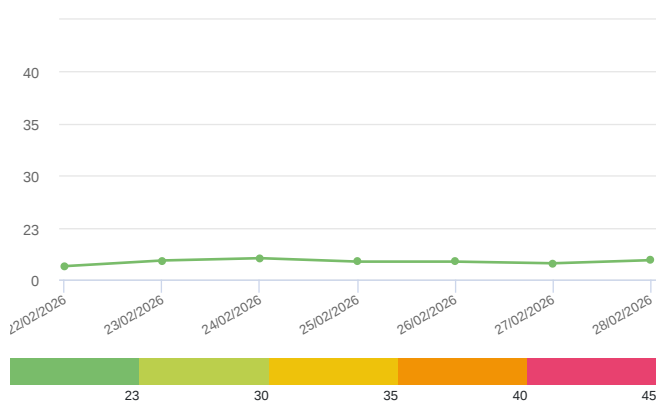
PM₁₀₀ (μg/m³)



Pressure (hPa)

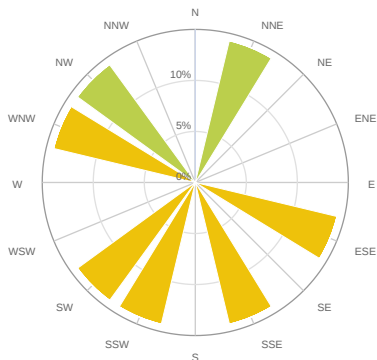
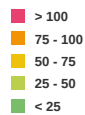


Temperature (°C)

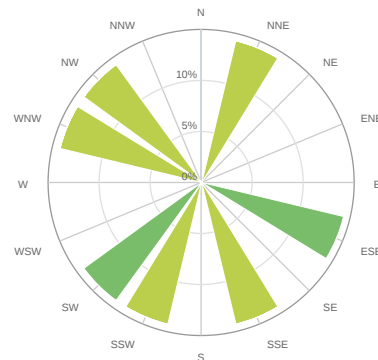


Media zilnică

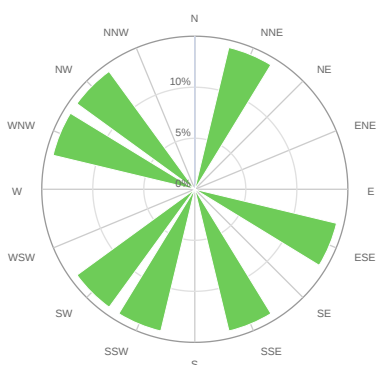
CAQI (AQI)



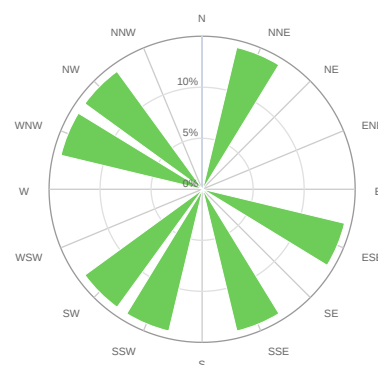
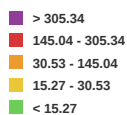
Wind Speed (m/s)



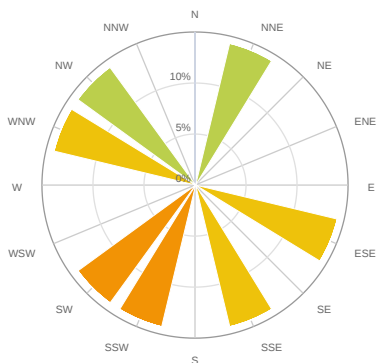

CO (ppb)



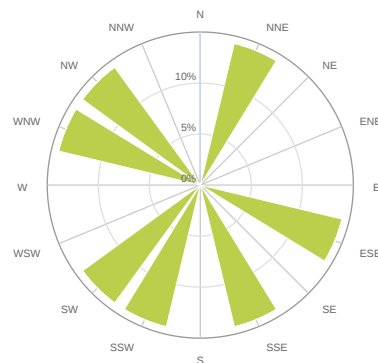

SO₂ (ppb)



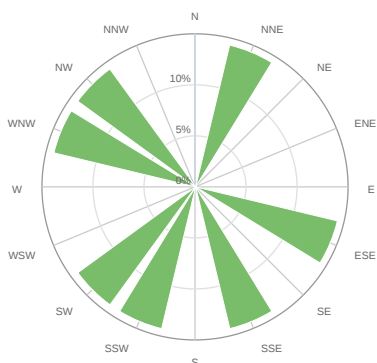

PM₁ (μg/m³)



PM₁₀₀ (μg/m³)



Temperature (°C)



Alerte

No alerts for the selected date and time range

Parametrii indicelui de calitate al aerului (ICA)

Media zilnică

To Date	CAQI AQI	NO ₂ μg/m ³	O ₃ μg/m ³	PM _{2.5} μg/m ³	PM ₁₀ μg/m ³
22/02/2026, 23:59	64	15.09	13.83	35.9	72.47
23/02/2026, 23:59	67	18.1	7.01	37.98	76.41
24/02/2026, 23:59	55	16.35	7.89	27.04	56.67
25/02/2026, 23:59	48	14.76	7.54	21.27	48.11
26/02/2026, 23:59	47	16.01	10.5	19.79	47
27/02/2026, 23:59	55	17.97	9.33	25.66	56.11
28/02/2026, 23:59	51	15.2	12.26	23.31	50.08

Alți parametri

Media zilnică

To Date	Wind Speed m/s	Wind Direction degree	Battery %	CO ppb	SO ₂ ppb	R. Humidity %	PM ₁ μg/m ³	PM ₁₀₀ μg/m ³	Pressure HPa	Temperature °C
22/02/2026, 23:59	1	219.99	100	326.43	0	80.81	32.65	89.38	1016.69	5.93
23/02/2026, 23:59	2.57	202.33	100	493.77	0	79.83	34.8	94.64	1009.55	8.43
24/02/2026, 23:59	3.7	290.73	100	406.56	0	78.35	24.47	72.9	1007.3	9.45
25/02/2026, 23:59	2.35	311.33	100	311	0.6	73.4	18.18	67.62	1014.76	7.93
26/02/2026, 23:59	2.25	16.31	100	376.81	0	63.6	17.87	69.33	1020.05	7.93
27/02/2026, 23:59	1.61	116.31	100	516.27	0	63.03	23.35	76.84	1019.4	7.19
28/02/2026, 23:59	2.27	150	100	423.42	0	57.89	21.12	69.27	1017.73	8.59

Oizom will not be responsible for Environmental Data accuracy once Validated