

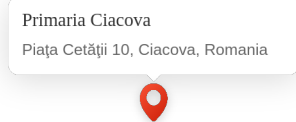
Primaria Ciacova

WEEKLY AIR-QUALITY REPORT

Timp de la: **01/03/2026, 00:00**
Timp până la: **08/03/2026, 00:00**

Numele dispozitivului: **Primaria Ciacova**
Locația dispozitivului: **Piața Cetății 10, Ciacova, Romania**

Parametrii: **CAQI , NO₂ , O₃ , PM_{2.5} , PM₁₀ , Wind Speed , Wind Direction , CO , SO₂ , R. Humidity , PM₁ , PM₁₀₀ , Pressure , Temperature**



Media indicelui de calitate al aerului (ICA): **74**

Prezentare generală zilnică: Parametrii indicelui de calitate al aerului (ICA)

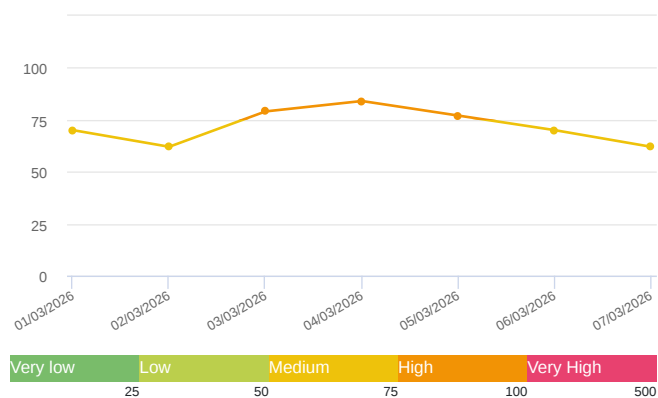
	CAQI AQI	NO ₂ μg/m ³	O ₃ μg/m ³	PM _{2.5} μg/m ³	PM ₁₀ μg/m ³
Average	74	18.59	4.82	38.92	88.2
Maximum	84	20.39	9.77	55.43	119
Date	04/03/2026	04/03/2026	07/03/2026	04/03/2026	04/03/2026
Minimum	62	16.21	1.79	27.84	68.4
Date	02/03/2026	06/03/2026	02/03/2026	02/03/2026	07/03/2026

Prezentare generală zilnică: Alți parametri

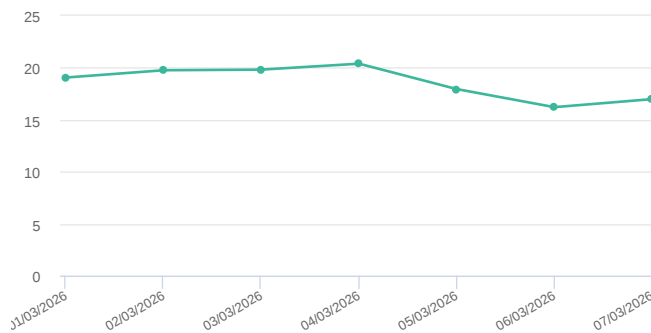
	Wind Speed m/s	Wind Direction degree	Battery %	CO ppb	SO ₂ ppb	R. Humidity %	PM ₁ μg/m ³	PM ₁₀₀ μg/m ³	Pressure hPa	Temperature °C
Average	0.79	80.11	100	500.2	0.11	62.59	35.65	119.05	1017.48	10.4
Maximum	2.55	30.37	100	678.62	0.99	68.58	51.65	152.14	1018.79	12.35
Date	06/03/2026	06/03/2026	01/03/2026	04/03/2026	02/03/2026	03/03/2026	04/03/2026	04/03/2026	03/03/2026	05/03/2026
Minimum	0.58	111.17	100	401.98	0	55.67	24.89	99.86	1016.08	7.99
Date	02/03/2026	02/03/2026	01/03/2026	06/03/2026	01/03/2026	07/03/2026	02/03/2026	07/03/2026	05/03/2026	02/03/2026

Media zilnică

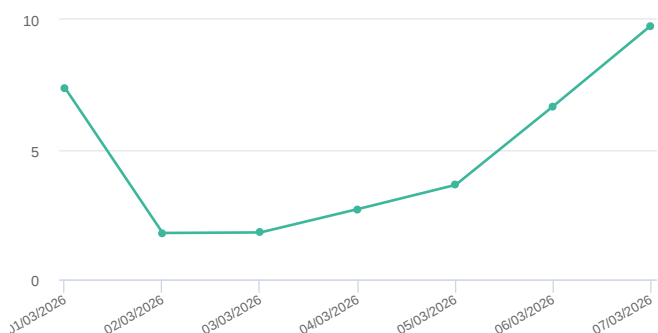
CAQI (AQI)



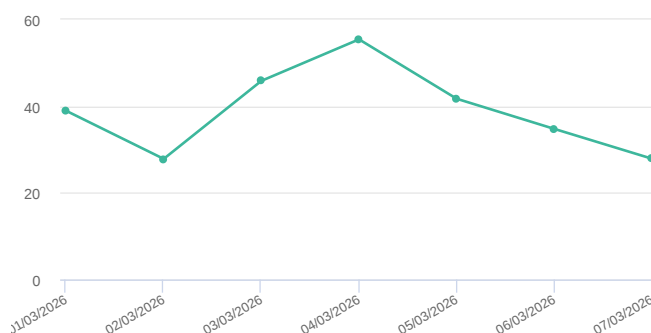
NO₂ (μg/m³)



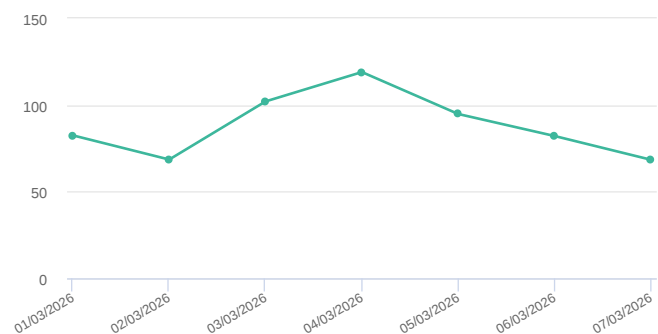
O₃ (μg/m³)



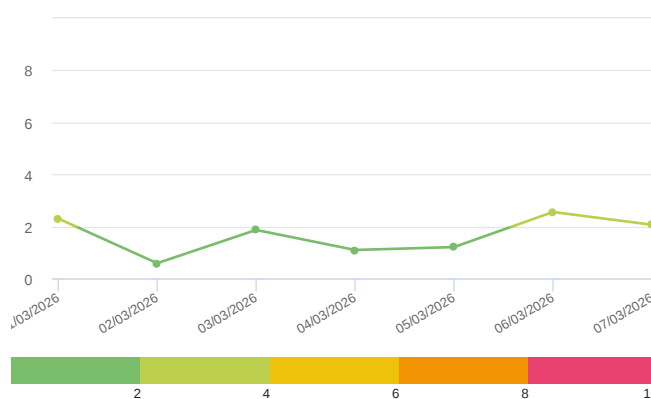
PM_{2.5} (μg/m³)



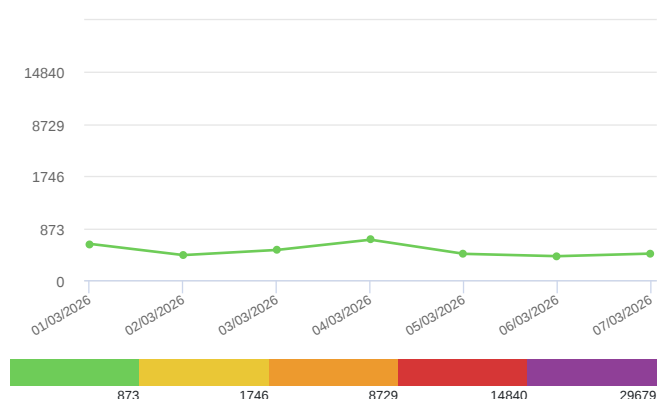
PM₁₀ (μg/m³)



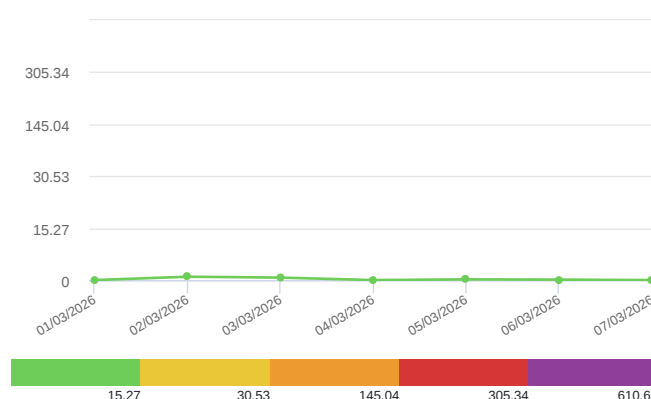
Wind Speed (m/s)

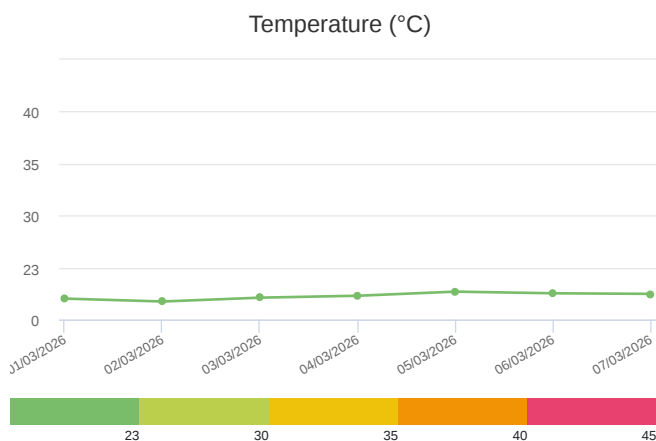
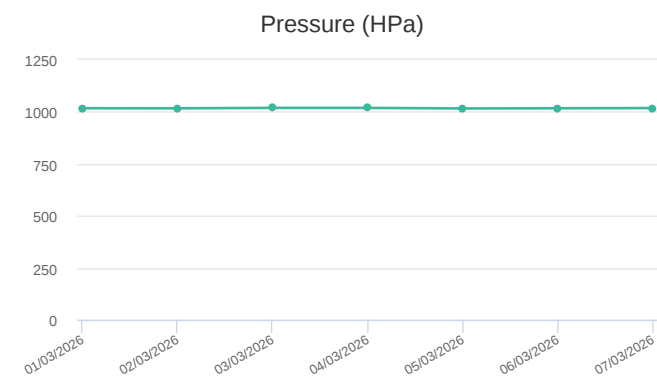
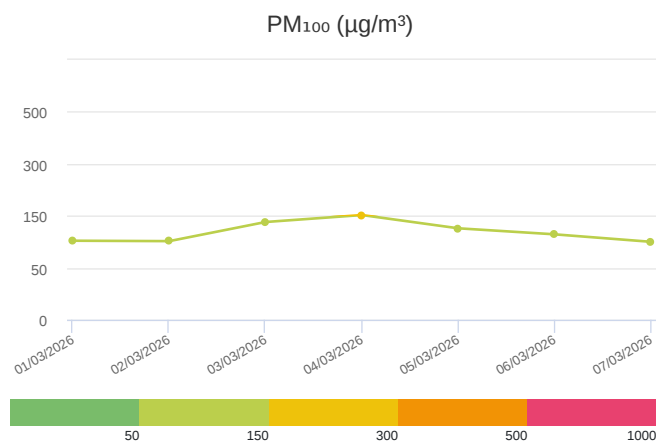
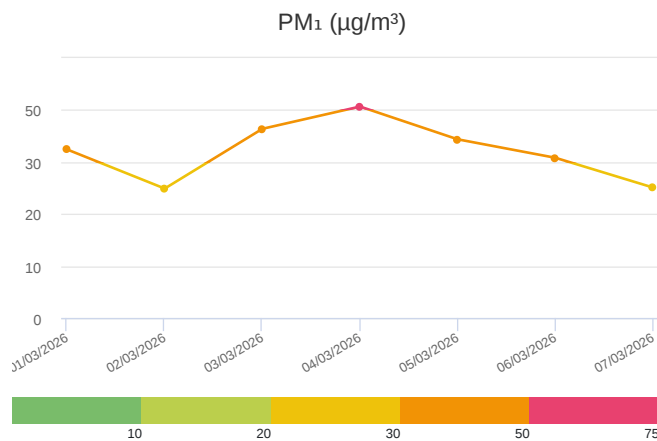
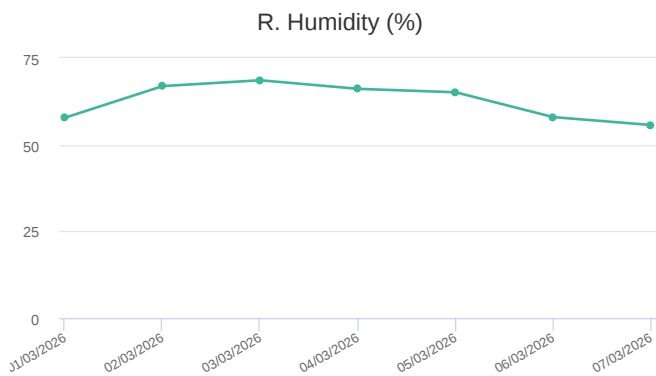


CO (ppb)



SO₂ (ppb)

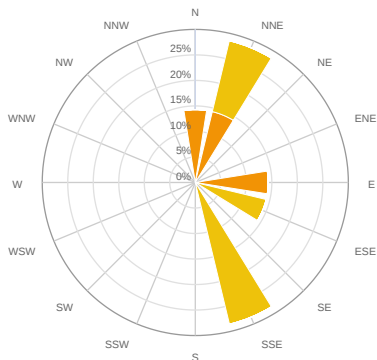




Media zilnică

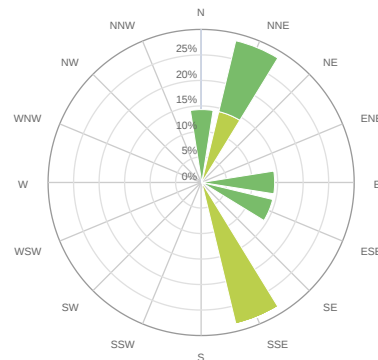
CAQI (AQI)

- > 100
- 75 - 100
- 50 - 75
- 25 - 50
- < 25



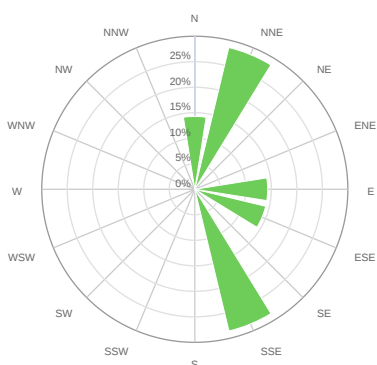
Wind Speed (m/s)

- > 8
- 6 - 8
- 4 - 6
- 2 - 4
- < 2



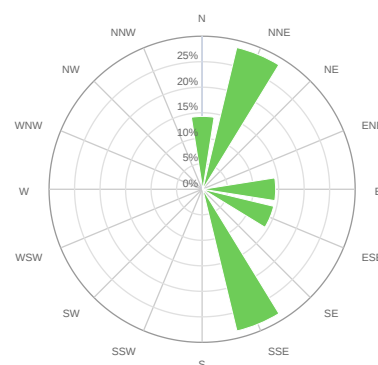
CO (ppb)

- > 14840
- 8729 - 14840
- 1746 - 8729
- 873 - 1746
- < 873



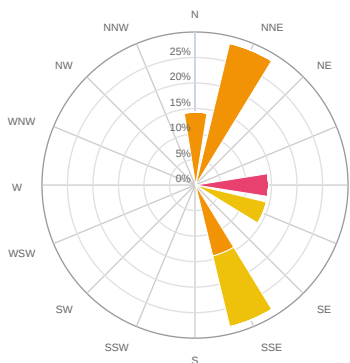
SO₂ (ppb)

- > 305.34
- 145.04 - 305.34
- 30.53 - 145.04
- 15.27 - 30.53
- < 15.27



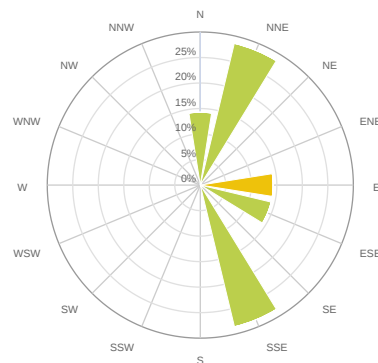
PM₁ (μg/m³)

- > 50
- 30 - 50
- 20 - 30
- 10 - 20
- < 10



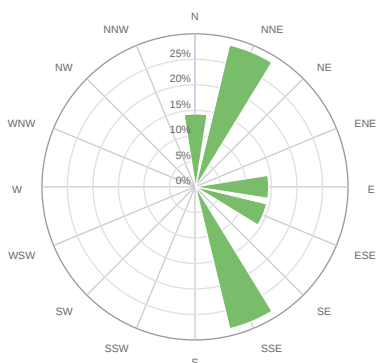
PM₁₀₀ (μg/m³)

- > 500
- 300 - 500
- 150 - 300
- 50 - 150
- < 50



Temperature (°C)

- > 40
- 35 - 40
- 30 - 35
- 23 - 30
- < 23



Alerte

No alerts for the selected date and time range

Parametrii indicelui de calitate al aerului (ICA)

Media zilnică

To Date	CAQI AQI	NO ₂ μg/m ³	O ₃ μg/m ³	PM _{2.5} μg/m ³	PM ₁₀ μg/m ³
01/03/2026, 23:59	70	19.06	7.37	38.95	82.48
02/03/2026, 23:59	62	19.76	1.79	27.84	68.53
03/03/2026, 23:59	79	19.82	1.81	45.85	102.07
04/03/2026, 23:59	84	20.39	2.71	55.43	119
05/03/2026, 23:59	77	17.95	3.64	41.72	94.8
06/03/2026, 23:59	70	16.21	6.67	34.76	82.1
07/03/2026, 23:59	62	16.98	9.77	27.88	68.4

Alți parametri

Media zilnică

To Date	Wind Speed m/s	Wind Direction degree	Battery %	CO ppb	SO ₂ ppb	R. Humidity %	PM ₁ μg/m ³	PM ₁₀₀ μg/m ³	Pressure HPa	Temperature °C
01/03/2026, 23:59	2.3	149.97	100	608.35	0	57.78	34.83	101.95	1017.07	9.27
02/03/2026, 23:59	0.58	111.17	100	419.69	0.99	66.9	24.89	101.17	1016.76	7.99
03/03/2026, 23:59	1.86	21.69	100	506.65	0.73	68.58	42.75	138	1018.79	9.68
04/03/2026, 23:59	1.09	91.19	100	678.62	0	66.11	51.65	152.14	1018.72	10.54
05/03/2026, 23:59	1.2	1.17	100	441.09	0.22	65.11	38.73	125.92	1016.08	12.35
06/03/2026, 23:59	2.55	30.37	100	401.98	0.14	57.95	31.62	114.29	1017	11.61
07/03/2026, 23:59	2.06	161.6	100	444.98	0	55.67	25.09	99.86	1017.93	11.37

Oizom will not be responsible for Environmental Data accuracy once Validated