

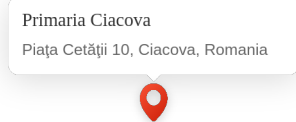
# Primaria Ciacova

## WEEKLY AIR-QUALITY REPORT

Timp de la: **08/03/2026, 00:00**  
Timp până la: **15/03/2026, 00:00**

Numele dispozitivului: **Primaria Ciacova**  
Locația dispozitivului: **Piața Cetății 10, Ciacova, Romania**

Parametrii: **CAQI , NO<sub>2</sub> , O<sub>3</sub> , PM<sub>2.5</sub> , PM<sub>10</sub> , Wind Speed , Wind Direction , CO , SO<sub>2</sub> , R. Humidity , PM<sub>1</sub> , PM<sub>100</sub> , Pressure , Temperature**



Media indicelui de calitate al aerului (ICA): **52**

Prezentare generală zilnică: Parametrii indicelui de calitate al aerului (ICA)

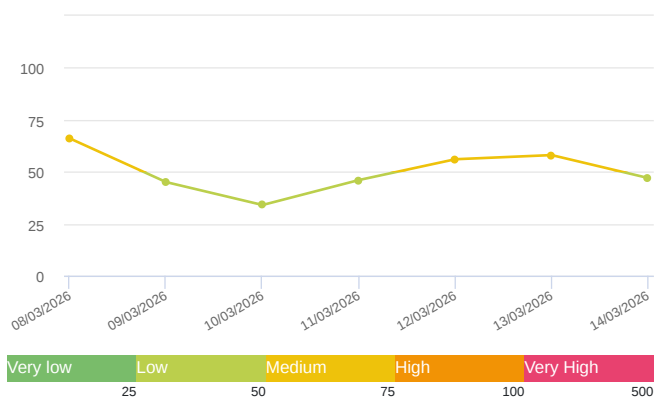
	CAQI AQI	NO <sub>2</sub> μg/m <sup>3</sup>	O <sub>3</sub> μg/m <sup>3</sup>	PM <sub>2.5</sub> μg/m <sup>3</sup>	PM <sub>10</sub> μg/m <sup>3</sup>
<b>Average</b>	52	14.16	14.17	19.18	52.13
<b>Maximum</b>	66	16.36	18.09	34.53	75.23
<b>Date</b>	08/03/2026	12/03/2026	14/03/2026	08/03/2026	08/03/2026
<b>Minimum</b>	34	12.71	10.99	10.69	33.52
<b>Date</b>	10/03/2026	11/03/2026	12/03/2026	10/03/2026	10/03/2026

## Prezentare generală zilnică: Alți parametri

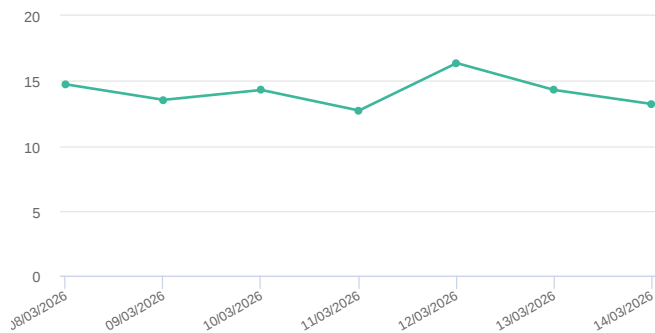
	Wind Speed m/s	Wind Direction degree	Battery %	CO ppb	SO <sub>2</sub> ppb	R. Humidity %	PM <sub>1</sub> μg/m <sup>3</sup>	PM <sub>100</sub> μg/m <sup>3</sup>	Pressure hPa	Temperature °C
<b>Average</b>	4.69	150.1	100	342.84	0	48.9	16.36	79.2	1013.61	12.68
<b>Maximum</b>	7.8	150.48	100	455.8	0	54.97	30.08	99.6	1020.02	13.3
<b>Date</b>	14/03/2026	14/03/2026	08/03/2026	08/03/2026	08/03/2026	08/03/2026	08/03/2026	08/03/2026	09/03/2026	13/03/2026
<b>Minimum</b>	1.47	109.33	100	244.52	0	44.31	8.71	59.15	1001.95	12.25
<b>Date</b>	08/03/2026	08/03/2026	08/03/2026	14/03/2026	08/03/2026	11/03/2026	10/03/2026	10/03/2026	14/03/2026	08/03/2026

Media zilnică

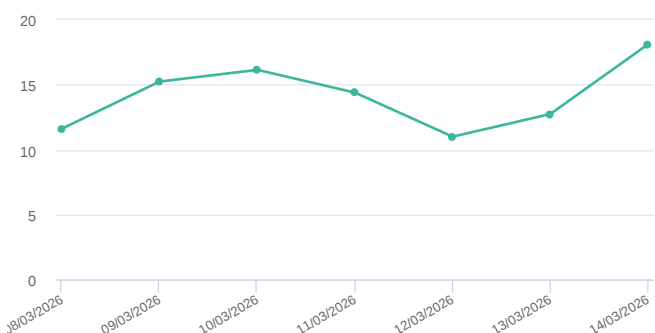
CAQI (AQI)



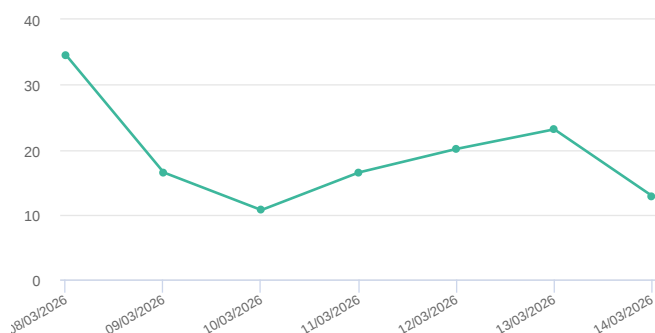
NO<sub>2</sub> (μg/m<sup>3</sup>)



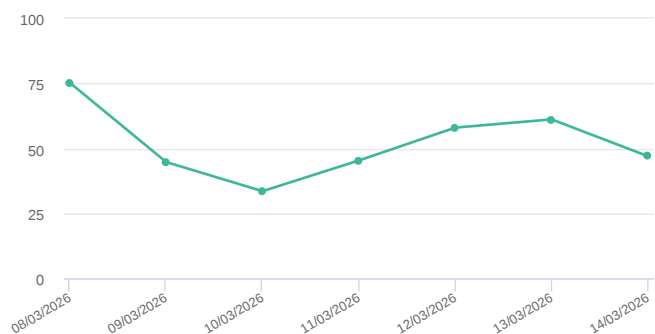
O<sub>3</sub> (μg/m<sup>3</sup>)



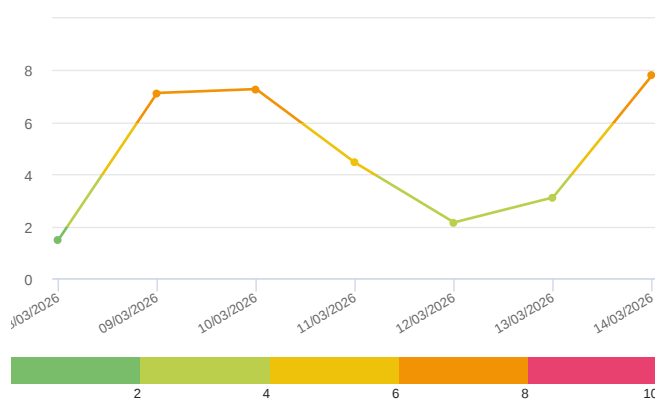
PM<sub>2.5</sub> (μg/m<sup>3</sup>)



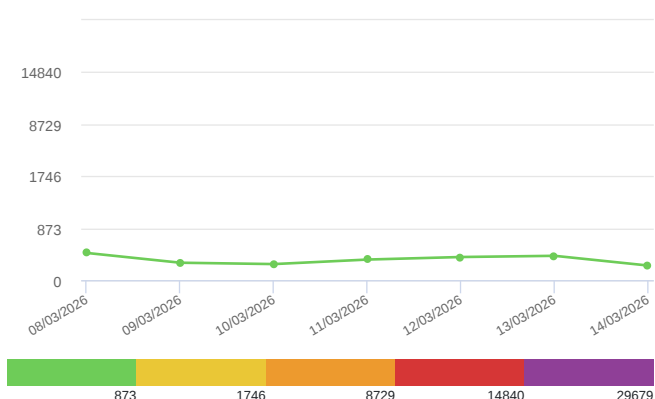
PM<sub>10</sub> (μg/m<sup>3</sup>)



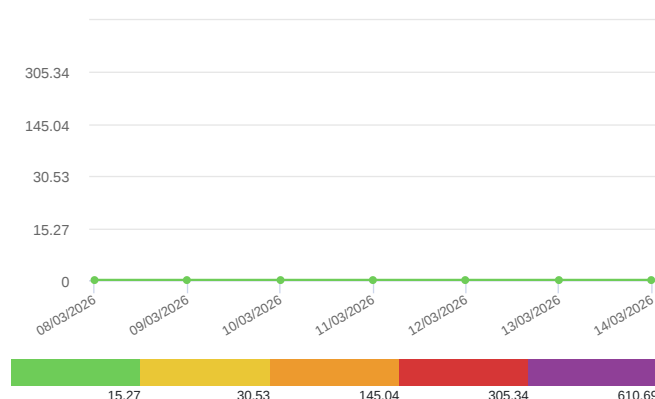
Wind Speed (m/s)

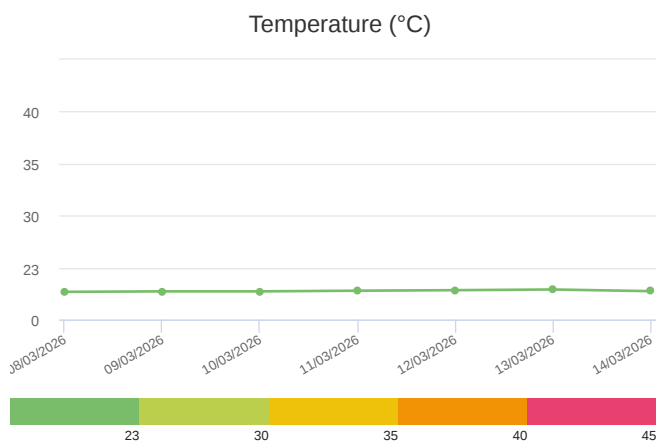
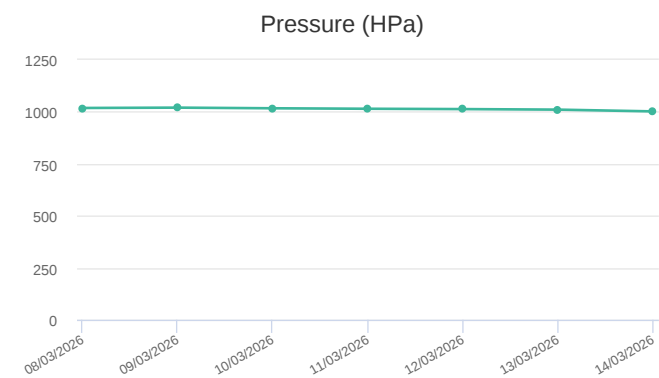
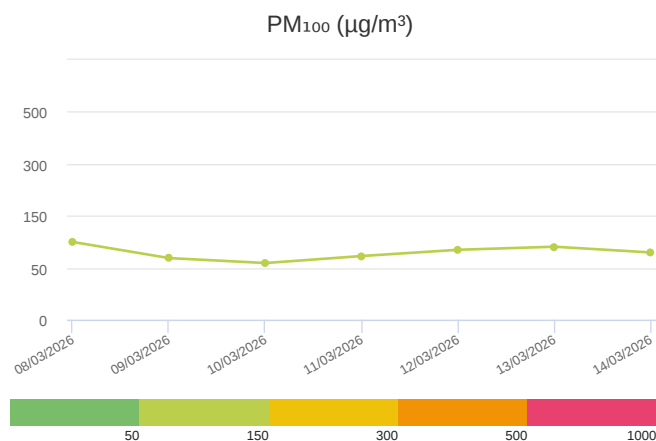
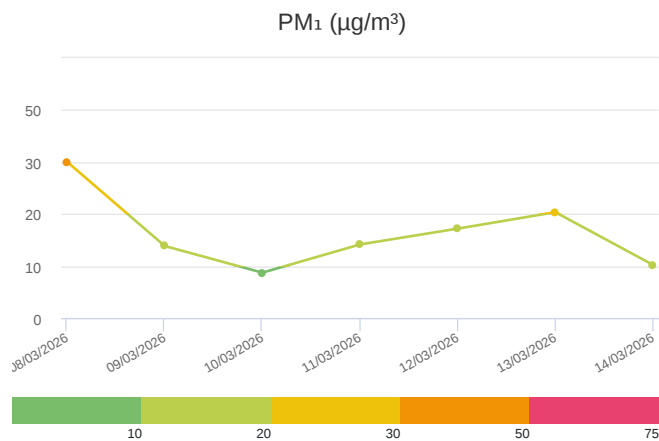
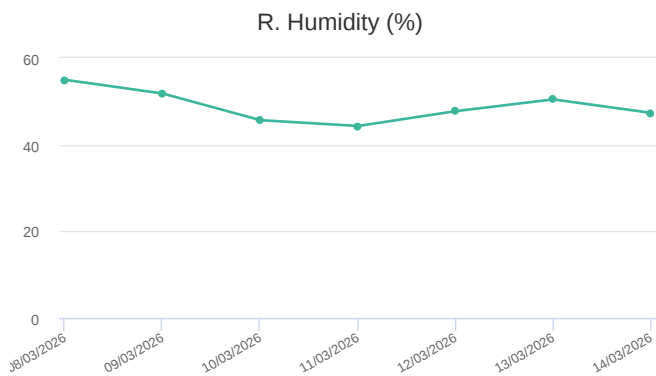


CO (ppb)



SO<sub>2</sub> (ppb)

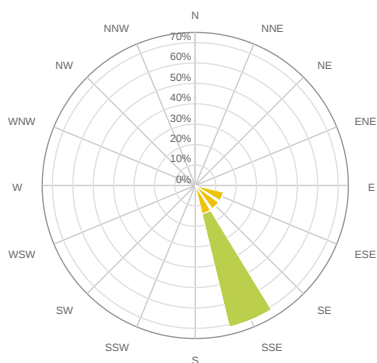




Media zilnică

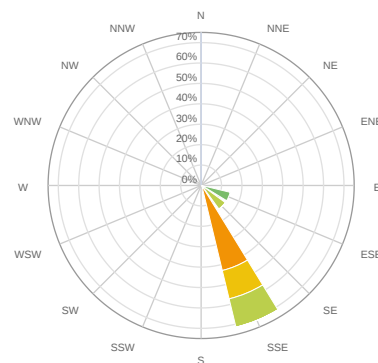
CAQI (AQI)

- > 100
- 75 - 100
- 50 - 75
- 25 - 50
- < 25



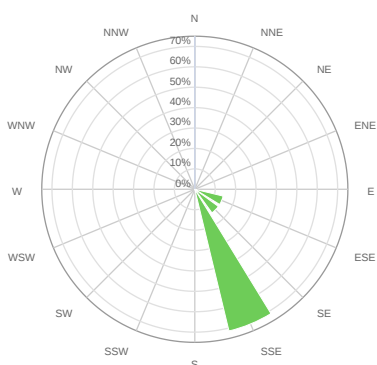
Wind Speed (m/s)

- > 8
- 6 - 8
- 4 - 6
- 2 - 4
- < 2



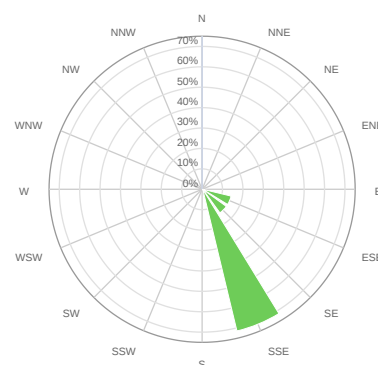
CO (ppb)

- > 14840
- 8729 - 14840
- 1746 - 8729
- 873 - 1746
- < 873



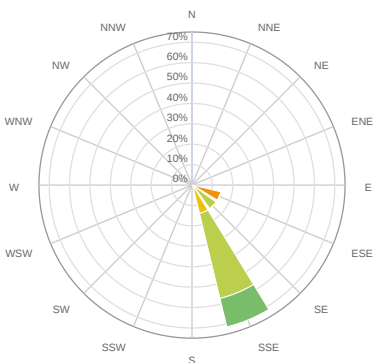
SO<sub>2</sub> (ppb)

- > 305.34
- 145.04 - 305.34
- 30.53 - 145.04
- 15.27 - 30.53
- < 15.27



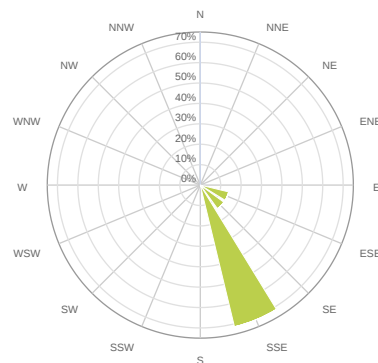
PM<sub>1</sub> (μg/m<sup>3</sup>)

- > 50
- 30 - 50
- 20 - 30
- 10 - 20
- < 10



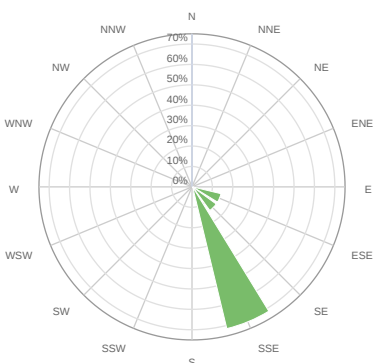
PM<sub>100</sub> (μg/m<sup>3</sup>)

- > 500
- 300 - 500
- 150 - 300
- 50 - 150
- < 50



Temperature (°C)

- > 40
- 35 - 40
- 30 - 35
- 23 - 30
- < 23



---

## Alerte

---

No alerts for the selected date and time range

## Parametrii indicelui de calitate al aerului (ICA)

Media zilnică

To Date	CAQI AQI	NO <sub>2</sub> μg/m <sup>3</sup>	O <sub>3</sub> μg/m <sup>3</sup>	PM <sub>2.5</sub> μg/m <sup>3</sup>	PM <sub>10</sub> μg/m <sup>3</sup>
08/03/2026, 23:59	66	14.72	11.61	34.53	75.23
09/03/2026, 23:59	45	13.53	15.23	16.47	44.71
10/03/2026, 23:59	34	14.29	16.13	10.69	33.52
11/03/2026, 23:59	46	12.71	14.38	16.48	45.34
12/03/2026, 23:59	56	16.36	10.99	20.1	57.97
13/03/2026, 23:59	58	14.29	12.73	23.11	61.14
14/03/2026, 23:59	47	13.21	18.09	12.87	46.96

## Alți parametri

Media zilnică

To Date	Wind Speed m/s	Wind Direction degree	Battery %	CO ppb	SO <sub>2</sub> ppb	R. Humidity %	PM <sub>1</sub> μg/m <sup>3</sup>	PM <sub>100</sub> μg/m <sup>3</sup>	Pressure HPa	Temperature °C
08/03/2026, 23:59	1.47	109.33	100	455.8	0	54.97	30.08	99.6	1018.38	12.25
09/03/2026, 23:59	7.13	148.25	100	291.19	0	51.81	13.84	68.56	1020.02	12.47
10/03/2026, 23:59	7.28	152.64	100	269.29	0	45.66	8.71	59.15	1016.91	12.47
11/03/2026, 23:59	4.45	162.38	100	344.42	0	44.31	14.14	72.62	1014.59	12.76
12/03/2026, 23:59	2.15	138.01	100	387.31	0	47.73	17.18	84.62	1013.01	13
13/03/2026, 23:59	3.11	155.92	100	407.33	0	50.45	20.34	90.46	1010.42	13.3
14/03/2026, 23:59	7.8	150.48	100	244.52	0	47.34	10.21	79.38	1001.95	12.56

Oizom will not be responsible for Environmental Data accuracy once Validated