

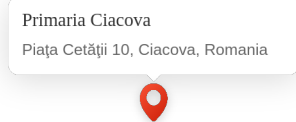
# Primaria Ciacova

## WEEKLY AIR-QUALITY REPORT

Timp de la: **03/05/2026, 00:00**  
Timp până la: **10/05/2026, 00:00**

Numele dispozitivului: **Primaria Ciacova**  
Locația dispozitivului: **Piața Cetății 10, Ciacova, Romania**

Parametrii: **CAQI , PM<sub>10</sub> , PM<sub>2.5</sub> , NO<sub>2</sub> , O<sub>3</sub> , CO , Temperature , Wind Speed , Wind Direction , SO<sub>2</sub> , R. Humidity , PM<sub>1</sub> , PM<sub>100</sub> , Pressure**



Media indicelui de calitate al aerului (ICA): **31**

Prezentare generală zilnică: Parametrii indicelui de calitate al aerului (ICA)

	CAQI AQI	PM <sub>10</sub> μg/m <sup>3</sup>	PM <sub>2.5</sub> μg/m <sup>3</sup>	NO <sub>2</sub> μg/m <sup>3</sup>	O <sub>3</sub> μg/m <sup>3</sup>
<b>Average</b>	31	30.02	9.22	17.22	14.3
<b>Maximum</b>	36	35.62	13.53	26.68	21.31
<b>Date</b>	09/05/2026	09/05/2026	09/05/2026	07/05/2026	06/05/2026
<b>Minimum</b>	22	22.14	5.95	13.11	3.93
<b>Date</b>	03/05/2026	03/05/2026	03/05/2026	04/05/2026	07/05/2026

The data shown above is based on Media zilnică .

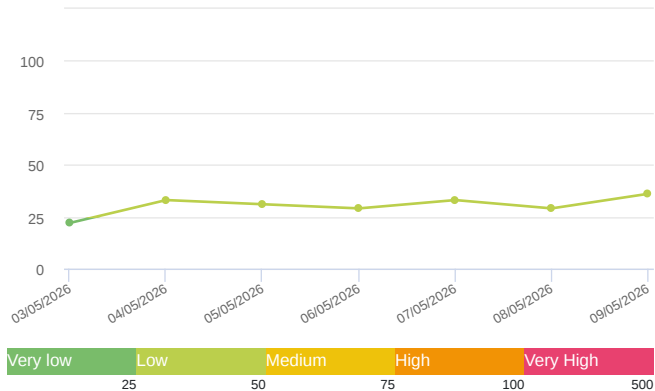
## Prezentare generală zilnică: Alți parametri

	CO ppb	Temperature °C	Wind Speed m/s	Wind Direction degree	Battery %	SO <sub>2</sub> ppb	R. Humidity %	PM <sub>1</sub> μg/m <sup>3</sup>	PM <sub>100</sub> μg/m <sup>3</sup>	Pressure HPa
<b>Average</b>	239.75	20.67	0.75	155.87	100	0	51.11	7.26	45.82	1006.65
<b>Maximum</b>	270.39	23.12	2.96	169.61	100	0	68.41	11.54	52.3	1011.77
<b>Date</b>	04/05/2026	08/05/2026	05/05/2026	05/05/2026	03/05/2026	03/05/2026	07/05/2026	09/05/2026	04/05/2026	03/05/2026
<b>Minimum</b>	209.56	16.38	0.44	153.22	100	0	40.82	4.4	38.78	1003.48
<b>Date</b>	03/05/2026	03/05/2026	04/05/2026	04/05/2026	03/05/2026	03/05/2026	04/05/2026	03/05/2026	08/05/2026	06/05/2026

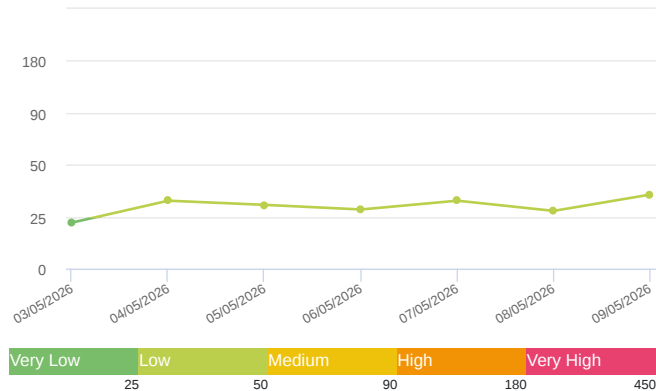
The data shown above is based on Media zilnică .

Media zilnică

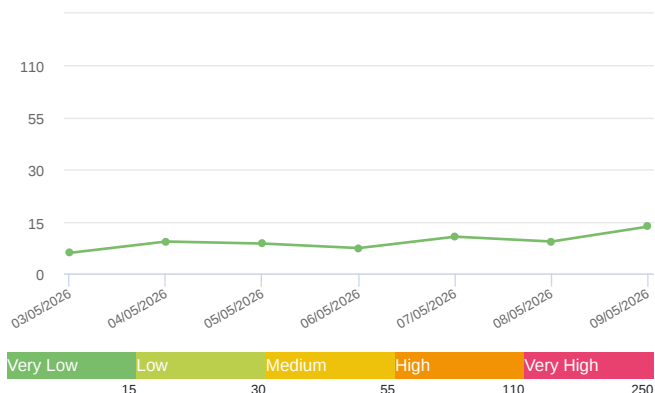
CAQI (AQI)



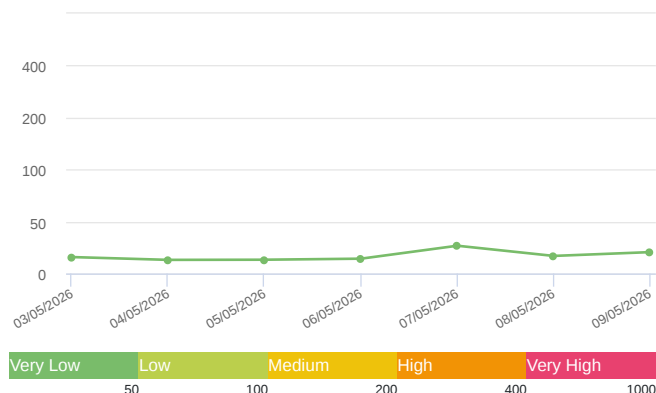
PM<sub>10</sub> (μg/m<sup>3</sup>)



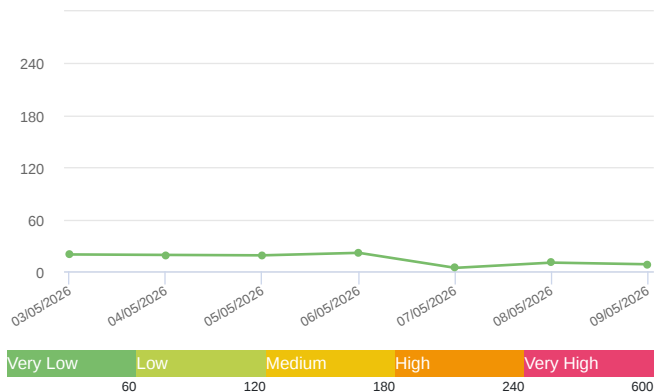
PM<sub>2.5</sub> (μg/m<sup>3</sup>)



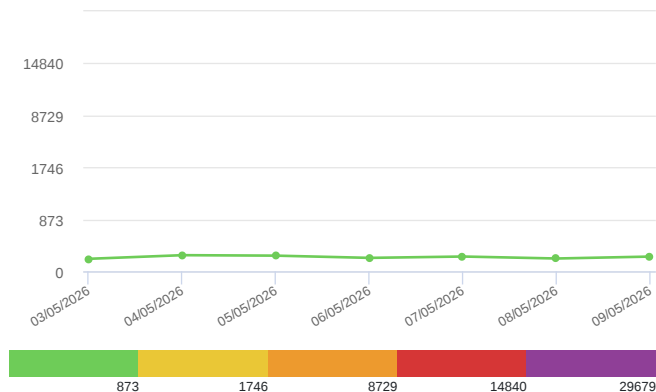
NO<sub>2</sub> (μg/m<sup>3</sup>)



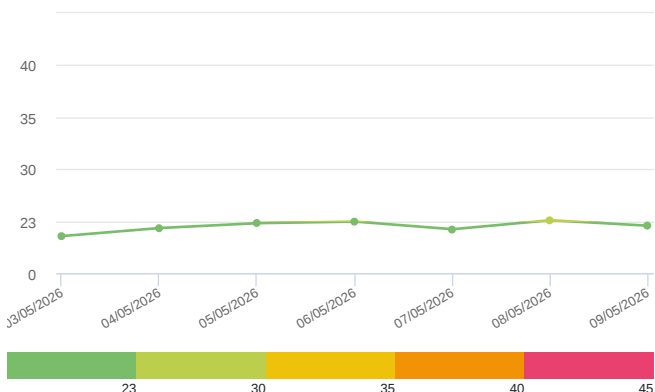
O<sub>3</sub> (μg/m<sup>3</sup>)



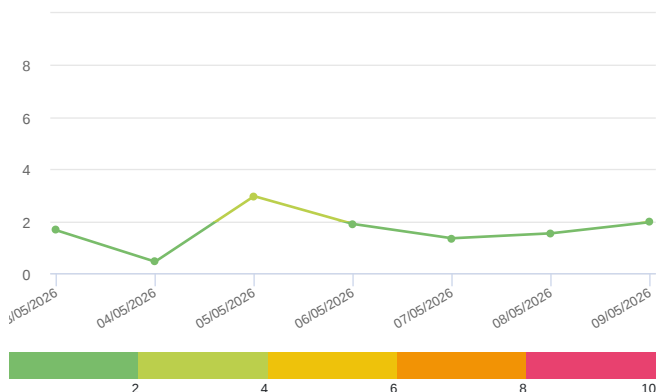
CO (ppb)



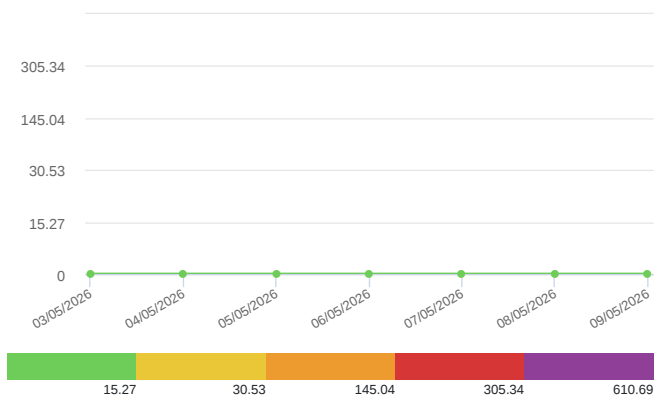
Temperature (°C)



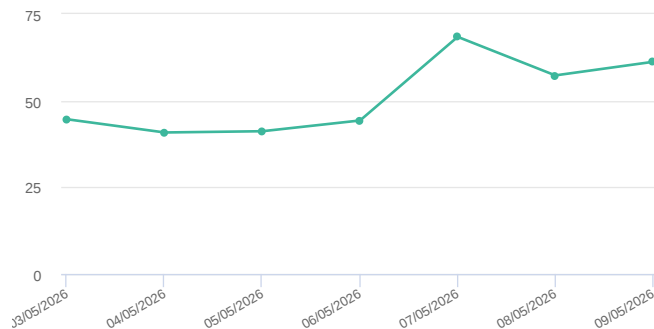
Wind Speed (m/s)



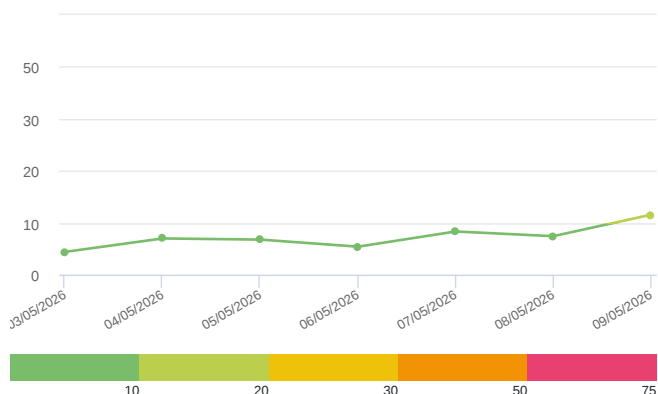
SO<sub>2</sub> (ppb)



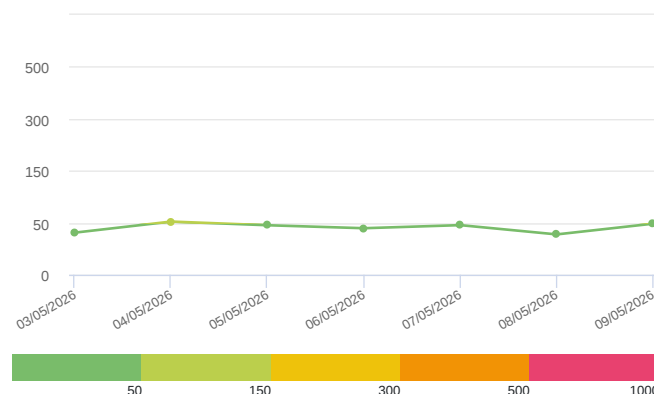
R. Humidity (%)



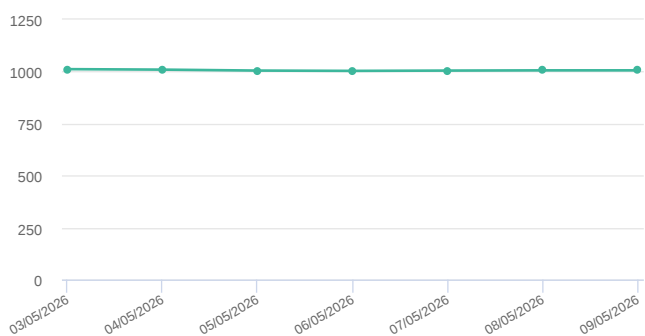
PM<sub>1</sub> (μg/m<sup>3</sup>)



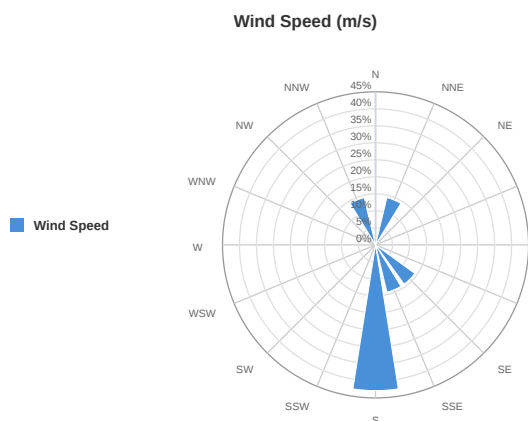
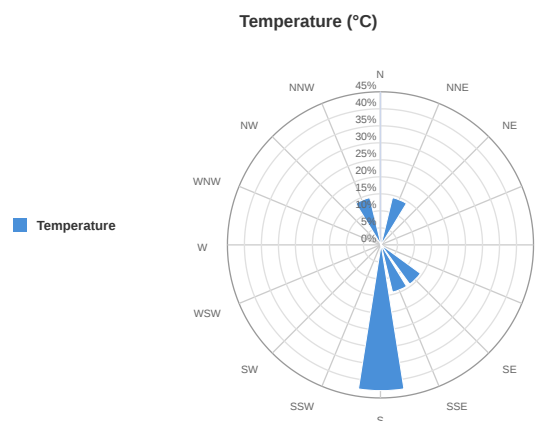
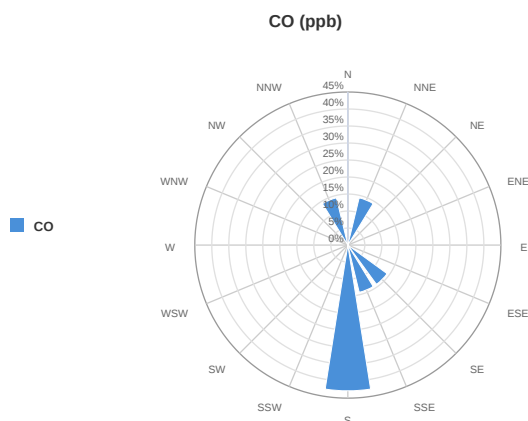
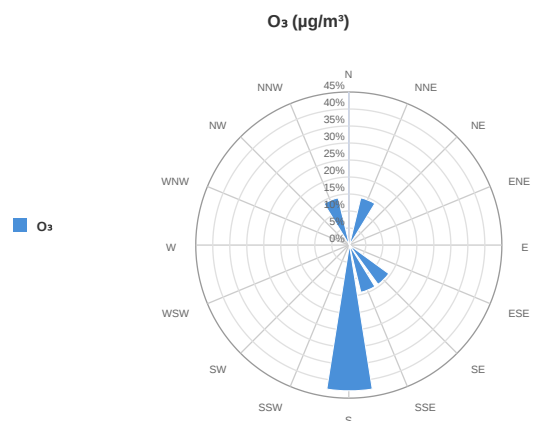
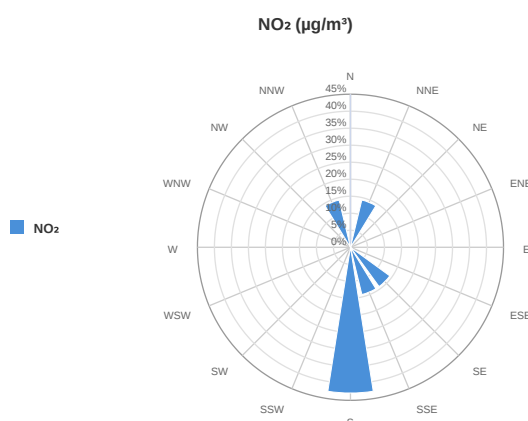
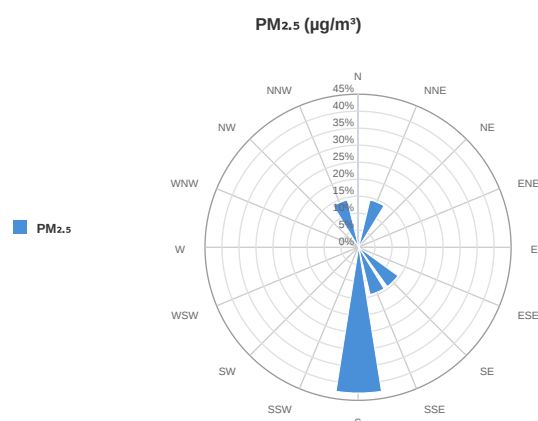
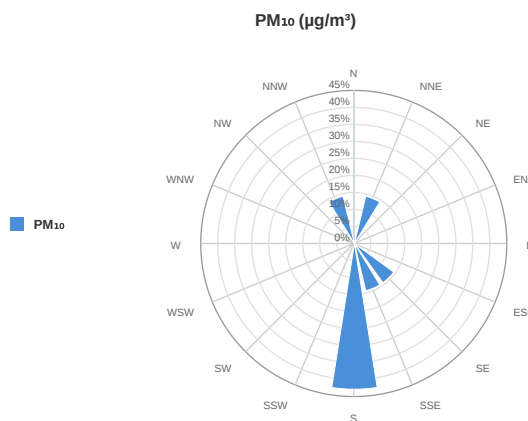
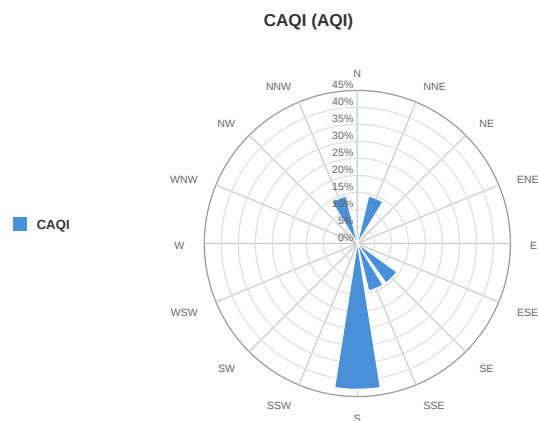
PM<sub>100</sub> (μg/m<sup>3</sup>)



Pressure (hPa)

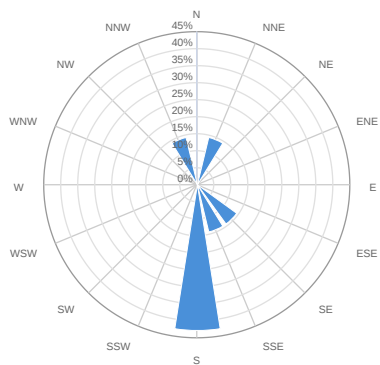


Media zilnică



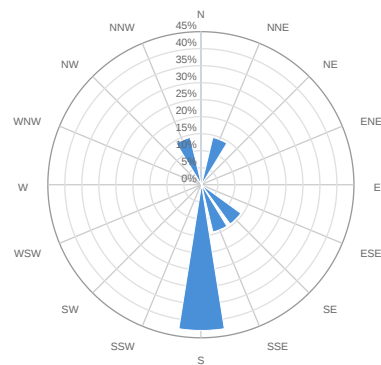
**SO<sub>2</sub> (ppb)**

■ SO<sub>2</sub>



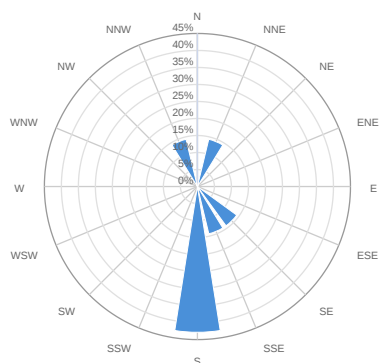
**R. Humidity (%)**

■ R. Humidity



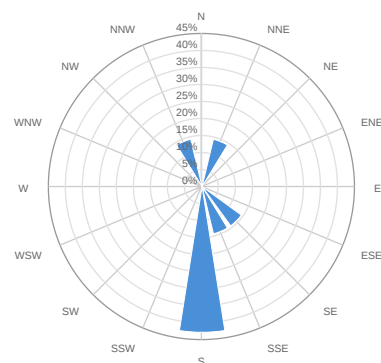
**PM<sub>1</sub> (μg/m<sup>3</sup>)**

■ PM<sub>1</sub>



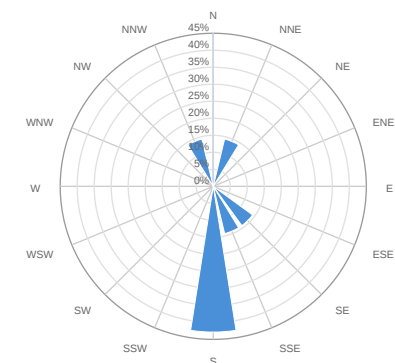
**PM<sub>100</sub> (μg/m<sup>3</sup>)**

■ PM<sub>100</sub>



**Pressure (HPa)**

■ Pressure



---

## Alerte

---

No alerts for the selected date and time range

## Parametrii indicelui de calitate al aerului (ICA)

Media zilnică

To Date	CAQI AQI	PM <sub>10</sub> μg/m <sup>3</sup>	PM <sub>2.5</sub> μg/m <sup>3</sup>	NO <sub>2</sub> μg/m <sup>3</sup>	O <sub>3</sub> μg/m <sup>3</sup>
03/05/2026, 23:59	22	22.14	5.95	15.8	19.42
04/05/2026, 23:59	33	32.7	9.22	13.11	18.9
05/05/2026, 23:59	31	30.7	8.64	13.27	18.43
06/05/2026, 23:59	29	28.48	7.33	14.26	21.31
07/05/2026, 23:59	33	32.71	10.62	26.68	3.93
08/05/2026, 23:59	29	27.79	9.22	16.91	9.99
09/05/2026, 23:59	36	35.62	13.53	20.53	8.12

## Alți parametri

Media zilnică

To Date	CO ppb	Temperature °C	Wind Speed m/s	Wind Direction degree	Battery %	SO <sub>2</sub> ppb	R. Humidity %	PM <sub>1</sub> μg/m <sup>3</sup>	PM <sub>100</sub> μg/m <sup>3</sup>	Pressure HPa
03/05/2026, 23:59	209.56	16.38	1.65	145.56	100	0	44.63	4.4	40.52	1011.77
04/05/2026, 23:59	270.39	19.95	0.44	153.22	100	0	40.82	6.98	52.3	1009.49
05/05/2026, 23:59	263.13	22.08	2.96	169.61	100	0	41.18	6.76	47.58	1004.92
06/05/2026, 23:59	225.04	22.79	1.89	173.94	100	0	44.28	5.4	44.75	1003.48
07/05/2026, 23:59	247.74	19.41	1.34	181.42	100	0	68.41	8.32	47.68	1004.91
08/05/2026, 23:59	214.9	23.12	1.53	335	100	0	57.29	7.42	38.78	1005.97
09/05/2026, 23:59	247.46	20.97	1.96	29.22	100	0	61.2	11.54	49.1	1006.03

Oizom will not be responsible for Environmental Data accuracy once Validated