

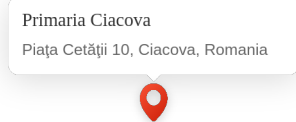
Primaria Ciacova

WEEKLY AIR-QUALITY REPORT

Timp de la: **19/04/2026, 00:00**
Timp până la: **26/04/2026, 00:00**

Numele dispozitivului: **Primaria Ciacova**
Locația dispozitivului: **Piața Cetății 10, Ciacova, Romania**

Parametrii: **CAQI , PM₁₀ , PM_{2.5} , NO₂ , O₃ , CO , Temperature , Wind Speed , Wind Direction , SO₂ , R. Humidity , PM₁ , PM₁₀₀ , Pressure**



Media indicelui de calitate al aerului (ICA): **35**

Prezentare generală zilnică: Parametrii indicelui de calitate al aerului (ICA)

	CAQI AQI	PM ₁₀ μg/m ³	PM _{2.5} μg/m ³	NO ₂ μg/m ³	O ₃ μg/m ³
Average	35	34.55	11.4	14.92	12.58
Maximum	50	49.78	16.08	19.38	16.69
Date	24/04/2026	24/04/2026	24/04/2026	20/04/2026	22/04/2026
Minimum	24	24.23	7.78	12.39	9.38
Date	22/04/2026	22/04/2026	22/04/2026	25/04/2026	24/04/2026

The data shown above is based on Media zilnică .

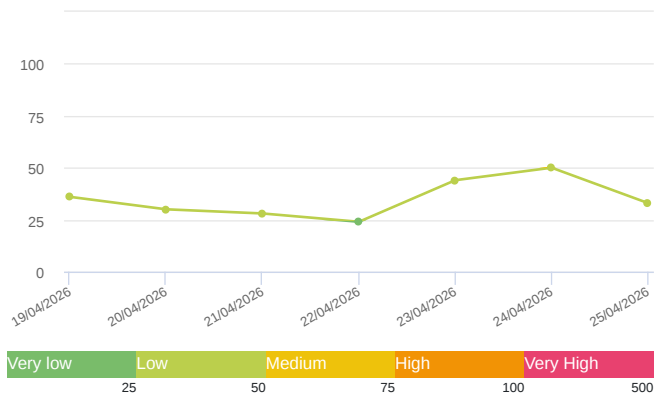
Prezentare generală zilnică: Alți parametri

	CO ppb	Temperature °C	Wind Speed m/s	Wind Direction degree	Battery %	SO ₂ ppb	R. Humidity %	PM ₁ μg/m ³	PM ₁₀₀ μg/m ³	Pressure HPa
Average	264.75	16.48	2.54	316.98	100	0	50.11	9.46	55.69	1006.03
Maximum	332.52	19.15	4.12	355.68	100	0	60.81	13.33	76.12	1008.36
Date	24/04/2026	25/04/2026	22/04/2026	22/04/2026	19/04/2026	19/04/2026	20/04/2026	24/04/2026	24/04/2026	22/04/2026
Minimum	220.88	14.71	0.79	336.47	100	0	45.52	6.47	40.61	1004.1
Date	21/04/2026	23/04/2026	19/04/2026	19/04/2026	19/04/2026	19/04/2026	25/04/2026	22/04/2026	21/04/2026	20/04/2026

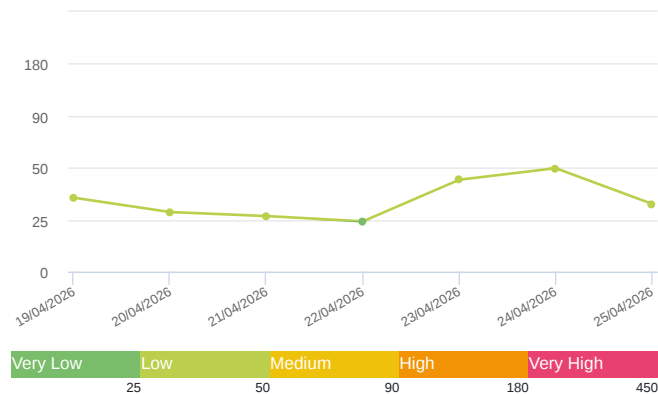
The data shown above is based on Media zilnică .

Media zilnică

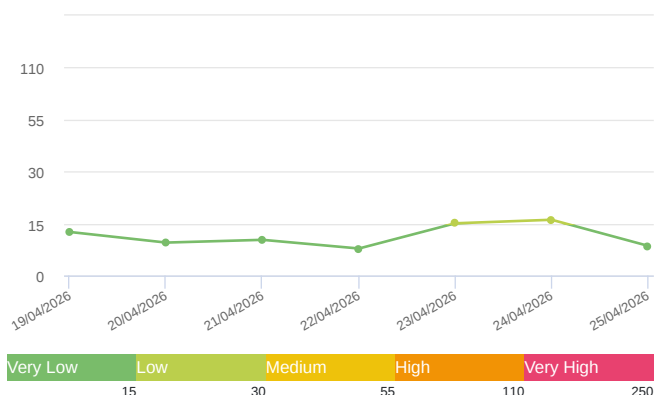
CAQI (AQI)



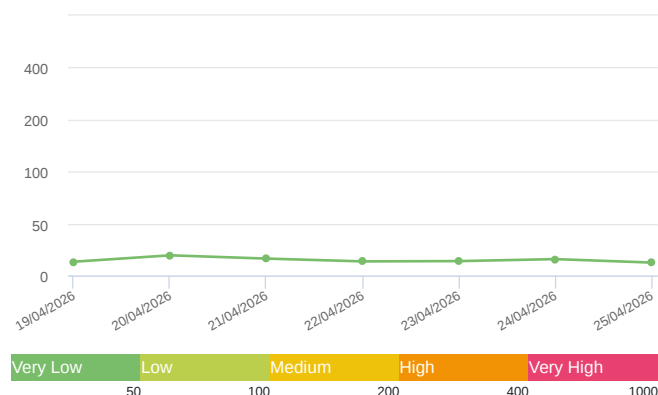
PM₁₀ (μg/m³)



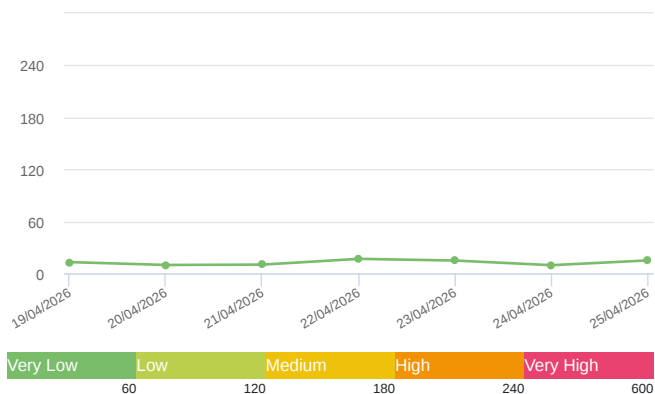
PM_{2.5} (μg/m³)



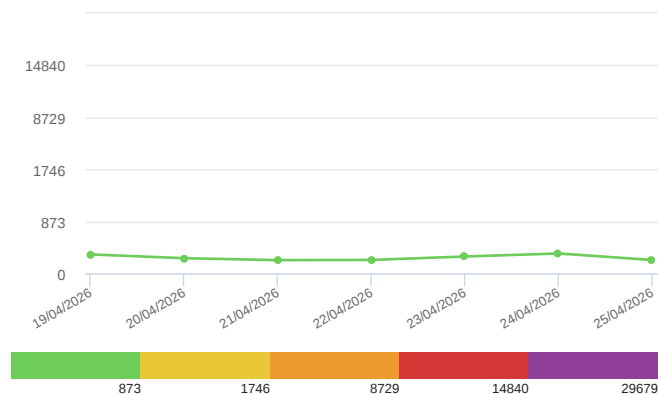
NO₂ (μg/m³)



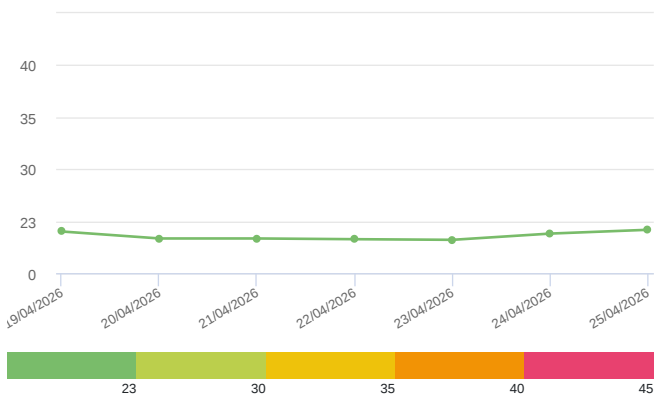
O₃ (μg/m³)



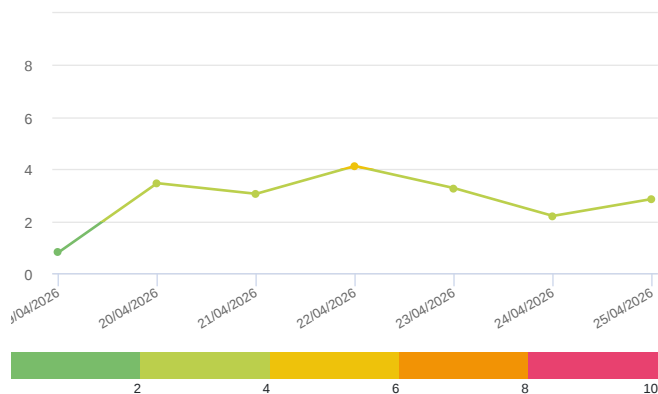
CO (ppb)



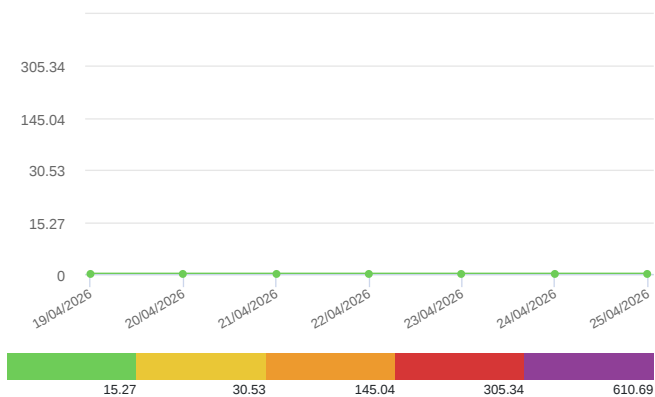
Temperature (°C)



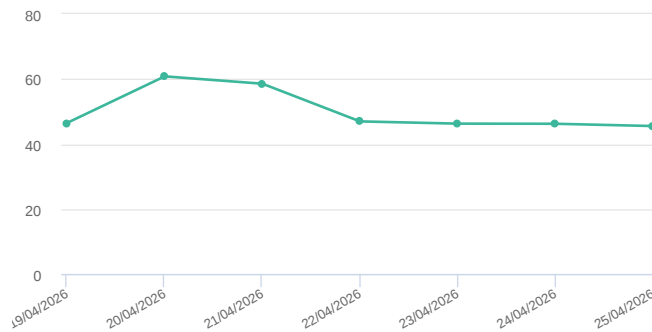
Wind Speed (m/s)



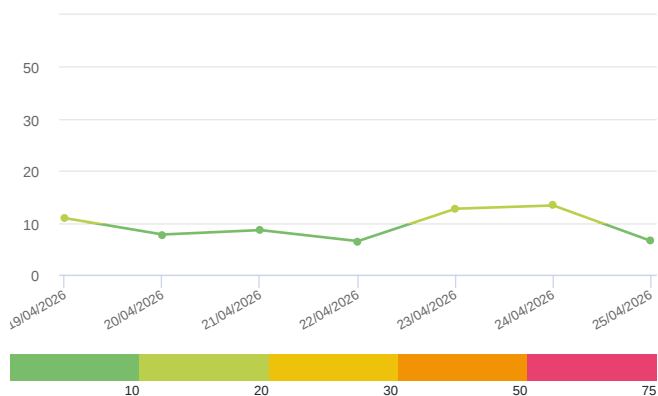
SO₂ (ppb)



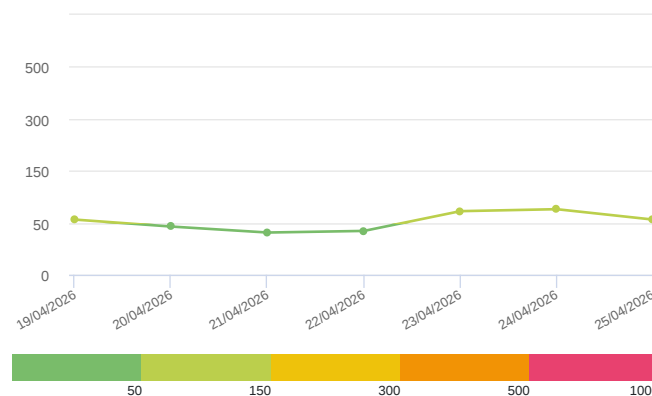
R. Humidity (%)



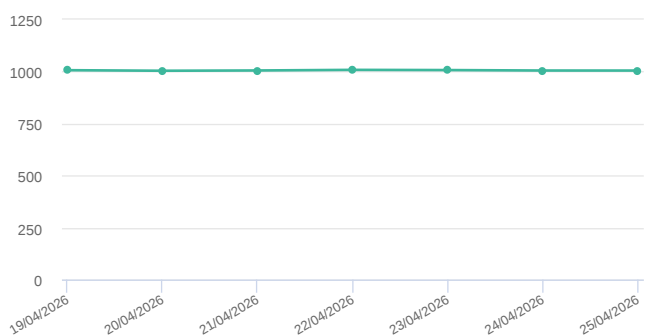
PM₁ (μg/m³)



PM₁₀₀ (μg/m³)

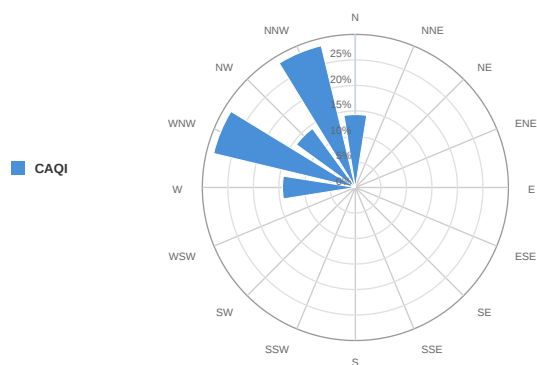


Pressure (hPa)

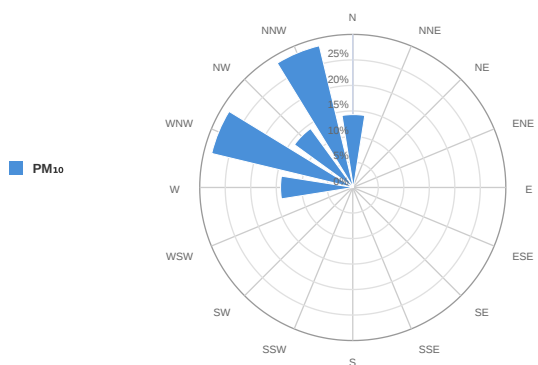


Media zilnică

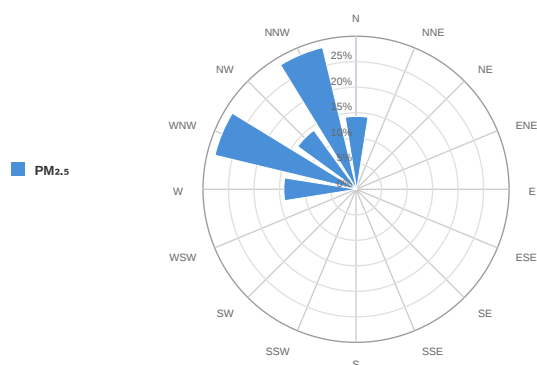
CAQI (AQI)



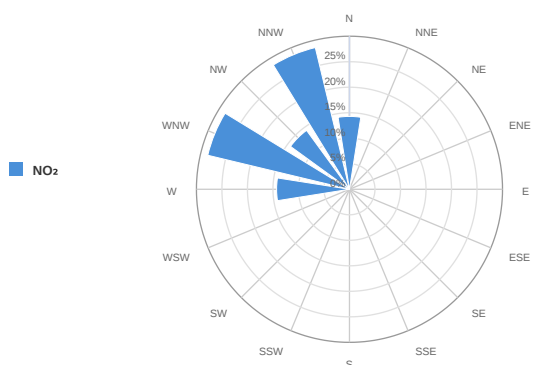
PM₁₀ (μg/m³)



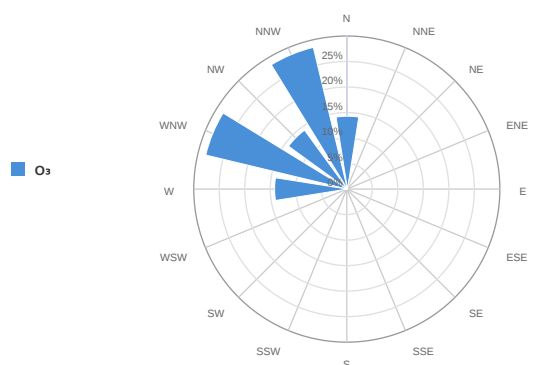
PM_{2.5} (μg/m³)



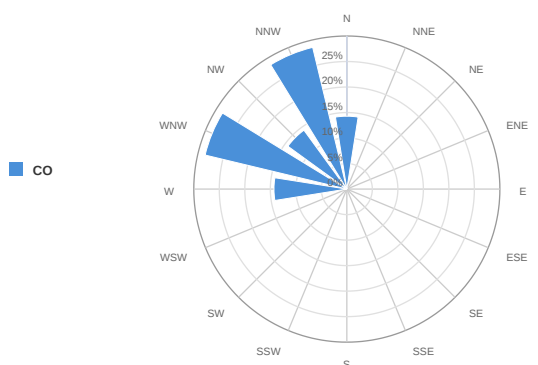
NO₂ (μg/m³)



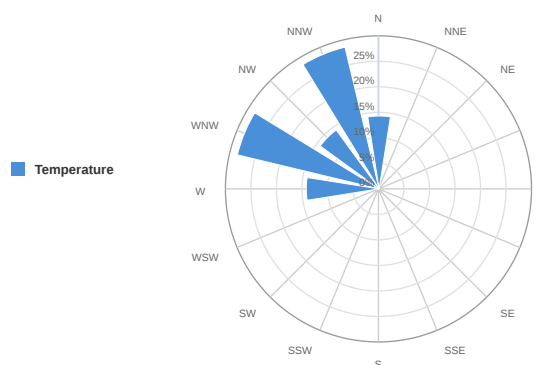
O₃ (μg/m³)



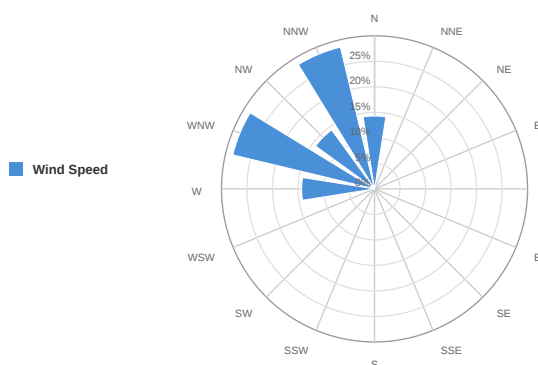
CO (ppb)



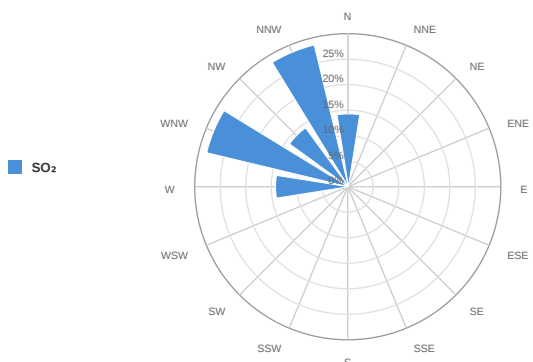
Temperature (°C)



Wind Speed (m/s)

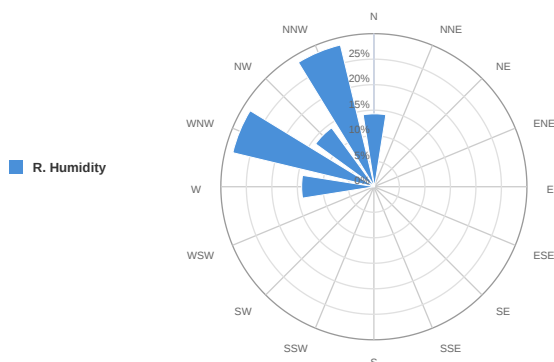


SO₂ (ppb)



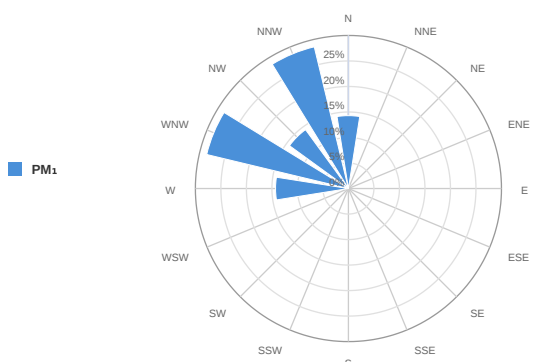
■ SO₂

R. Humidity (%)



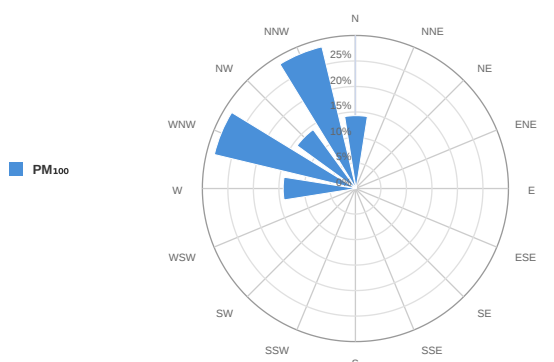
■ R. Humidity

PM₁ (μg/m³)



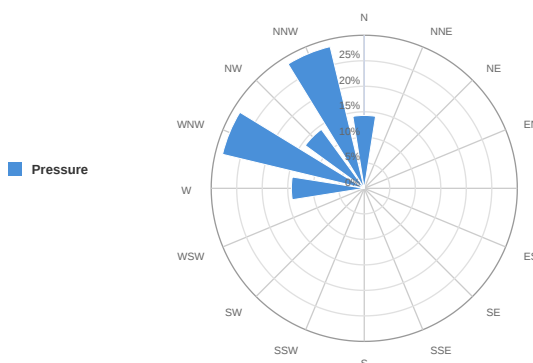
■ PM₁

PM₁₀₀ (μg/m³)



■ PM₁₀₀

Pressure (hPa)



■ Pressure

Alerte

No alerts for the selected date and time range

Parametrii indicelui de calitate al aerului (ICA)

Media zilnică

To Date	CAQI AQI	PM ₁₀ μg/m ³	PM _{2.5} μg/m ³	NO ₂ μg/m ³	O ₃ μg/m ³
19/04/2026, 23:59	36	35.57	12.55	13.24	12.87
20/04/2026, 23:59	30	28.67	9.5	19.38	9.6
21/04/2026, 23:59	28	26.76	10.29	16.25	9.99
22/04/2026, 23:59	24	24.23	7.78	13.53	16.69
23/04/2026, 23:59	44	44.23	15.06	13.87	14.69
24/04/2026, 23:59	50	49.78	16.08	15.76	9.38
25/04/2026, 23:59	33	32.63	8.57	12.39	14.85

Alți parametri

Media zilnică

To Date	CO ppb	Temperature °C	Wind Speed m/s	Wind Direction degree	Battery %	SO ₂ ppb	R. Humidity %	PM ₁ μg/m ³	PM ₁₀₀ μg/m ³	Pressure HPa
19/04/2026, 23:59	316.88	18.41	0.79	336.47	100	0	46.48	10.89	56.13	1006.76
20/04/2026, 23:59	253.38	15.31	3.46	297.77	100	0	60.81	7.74	46.35	1004.1
21/04/2026, 23:59	220.88	15.32	3.05	336.79	100	0	58.55	8.59	40.61	1005.46
22/04/2026, 23:59	224.22	14.99	4.12	355.68	100	0	46.95	6.47	42.16	1008.36
23/04/2026, 23:59	282.17	14.71	3.27	309.52	100	0	46.26	12.7	72.34	1007.36
24/04/2026, 23:59	332.52	17.47	2.2	300.59	100	0	46.22	13.33	76.12	1005.17
25/04/2026, 23:59	223.21	19.15	2.85	280.66	100	0	45.52	6.51	56.11	1005.01

Oizom will not be responsible for Environmental Data accuracy once Validated