

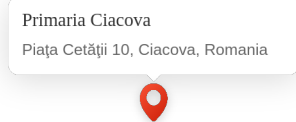
Primaria Ciacova

WEEKLY AIR-QUALITY REPORT

Timp de la: **12/04/2026, 00:00**
Timp până la: **19/04/2026, 00:00**

Numele dispozitivului: **Primaria Ciacova**
Locația dispozitivului: **Piața Cetății 10, Ciacova, Romania**

Parametrii: **CAQI , PM₁₀ , PM_{2.5} , NO₂ , O₃ , CO , Temperature , Wind Speed , Wind Direction , SO₂ , R. Humidity , PM₁ , PM₁₀₀ , Pressure**



Media indicelui de calitate al aerului (ICA): **41**

Prezentare generală zilnică: Parametrii indicelui de calitate al aerului (ICA)

	CAQI AQI	PM ₁₀ μg/m ³	PM _{2.5} μg/m ³	NO ₂ μg/m ³	O ₃ μg/m ³
Average	41	40.66	15.03	14.66	12.81
Maximum	48	48.13	20.46	16.29	16.81
Date	12/04/2026	12/04/2026	12/04/2026	14/04/2026	18/04/2026
Minimum	31	30.3	8.45	12.71	9.64
Date	18/04/2026	18/04/2026	18/04/2026	18/04/2026	16/04/2026

The data shown above is based on Media zilnică .

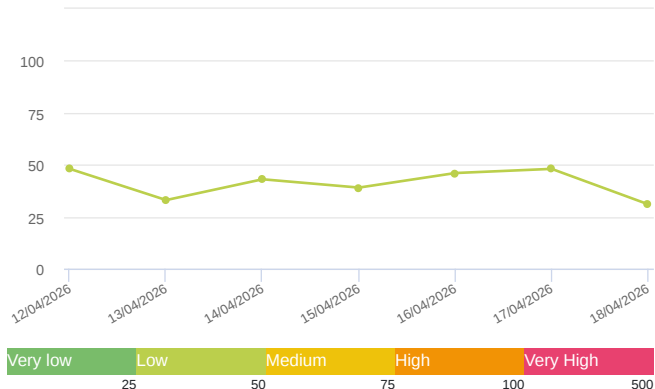
Prezentare generală zilnică: Alți parametri

	CO ppb	Temperature °C	Wind Speed m/s	Wind Direction degree	Battery %	SO ₂ ppb	R. Humidity %	PM ₁ μg/m ³	PM ₁₀₀ μg/m ³	Pressure HPa
Average	270.76	17.15	1.55	55.65	100	0	51.15	12.78	61.54	1008.81
Maximum	369.89	20.48	5.45	148.72	100	0	54.34	18.32	70.41	1010.57
Date	12/04/2026	16/04/2026	14/04/2026	14/04/2026	12/04/2026	12/04/2026	13/04/2026	12/04/2026	12/04/2026	15/04/2026
Minimum	214.47	12.48	1.36	32.29	100	0	45.87	6.84	47.42	1006.86
Date	18/04/2026	12/04/2026	15/04/2026	15/04/2026	12/04/2026	12/04/2026	18/04/2026	18/04/2026	13/04/2026	13/04/2026

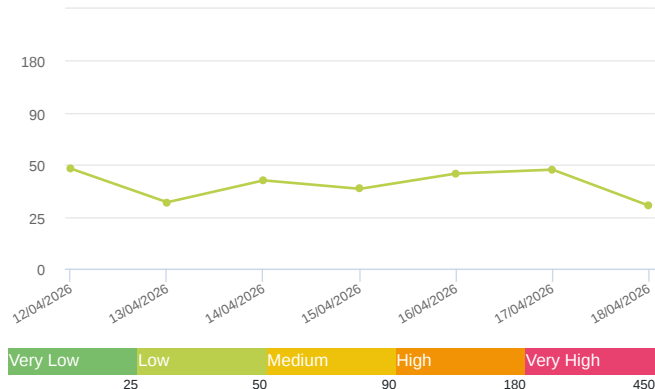
The data shown above is based on Media zilnică .

Media zilnică

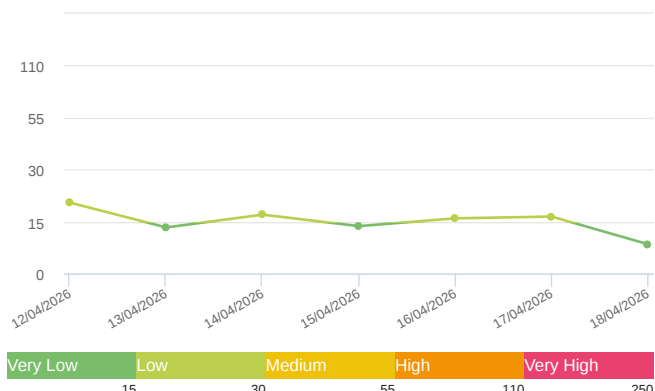
CAQI (AQI)



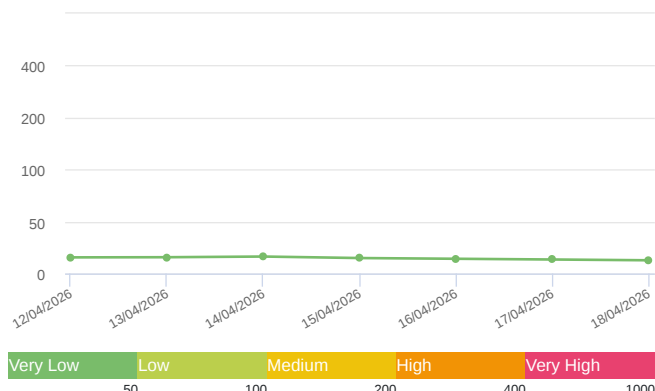
PM₁₀ (μg/m³)



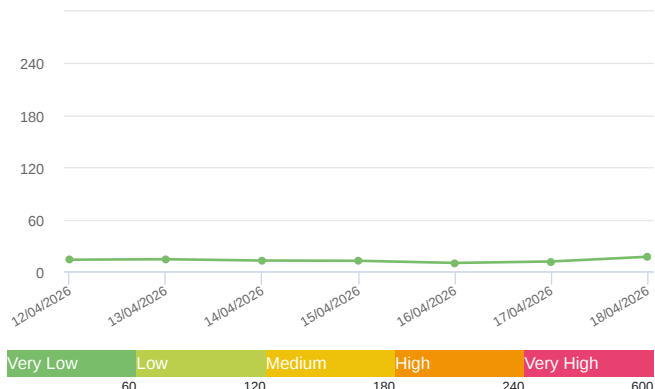
PM_{2.5} (μg/m³)



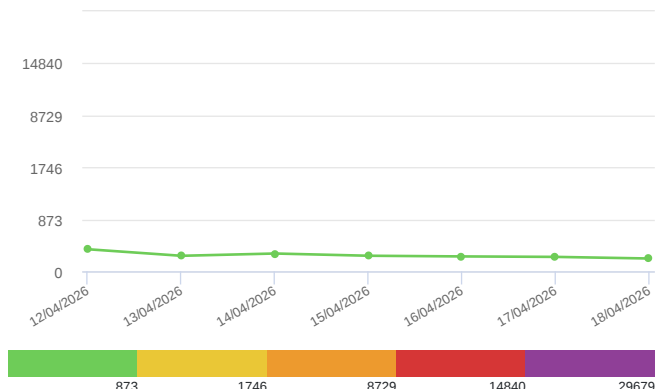
NO₂ (μg/m³)



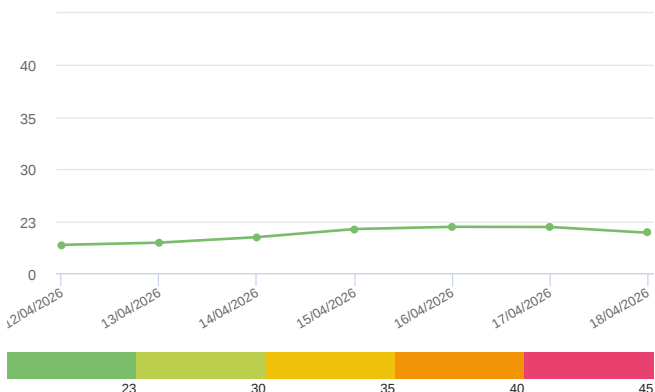
O₃ (μg/m³)



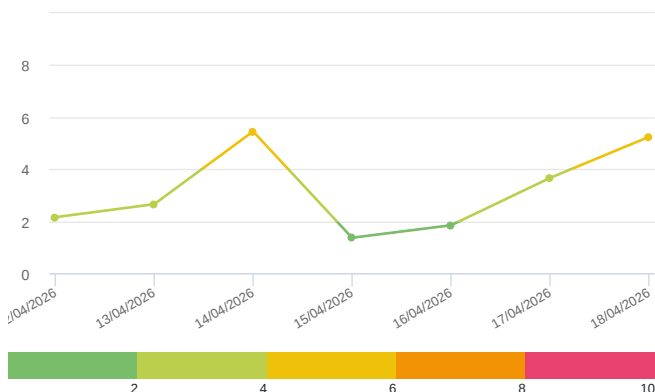
CO (ppb)



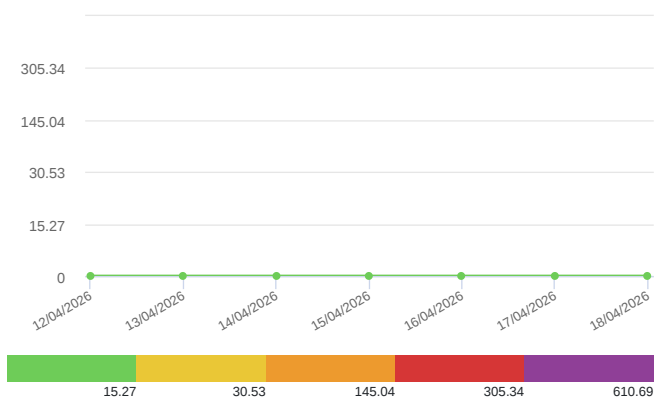
Temperature (°C)



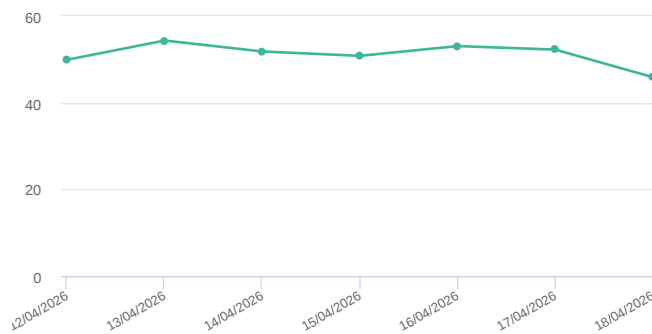
Wind Speed (m/s)



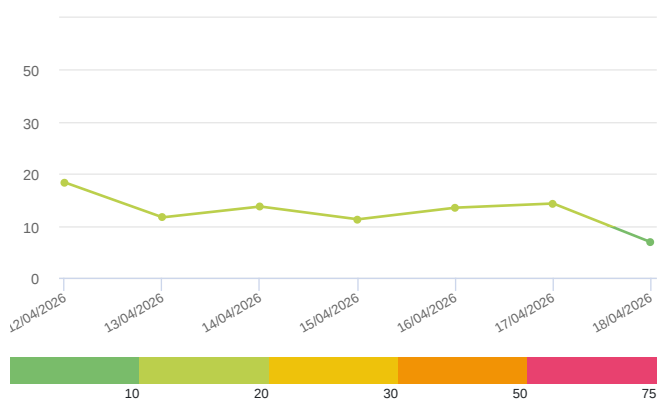
SO₂ (ppb)



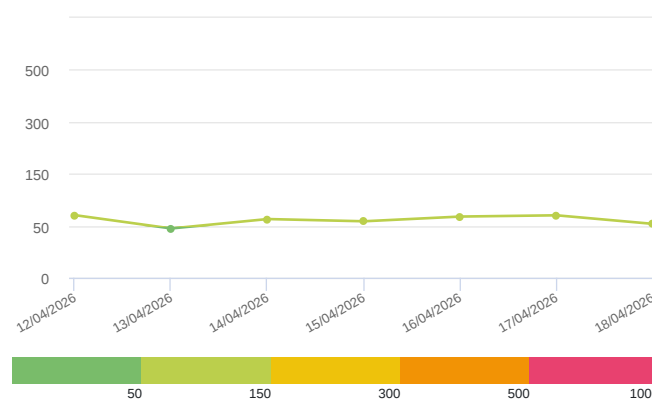
R. Humidity (%)



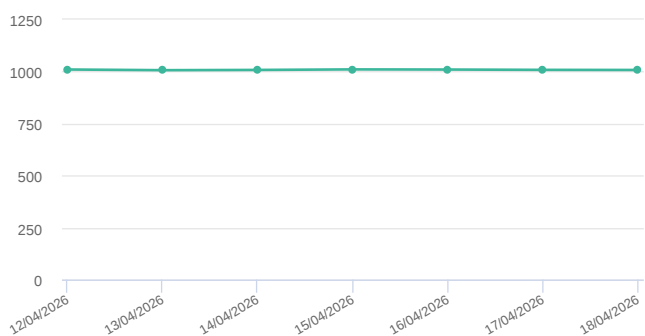
PM₁ (μg/m³)



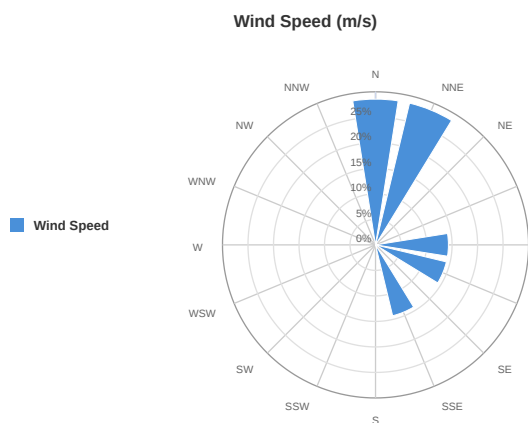
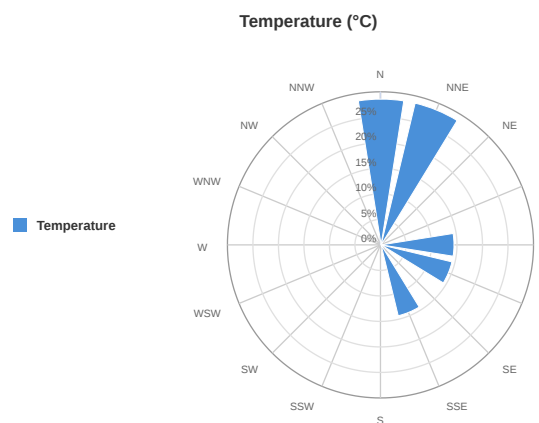
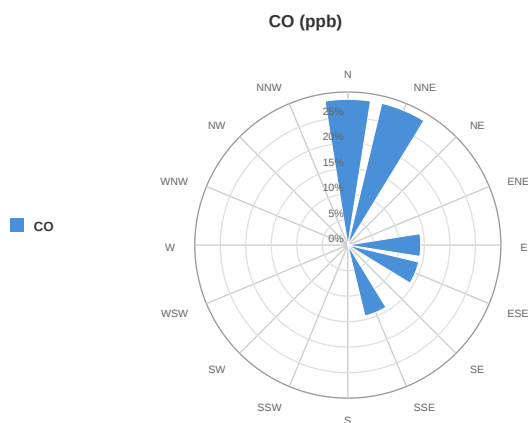
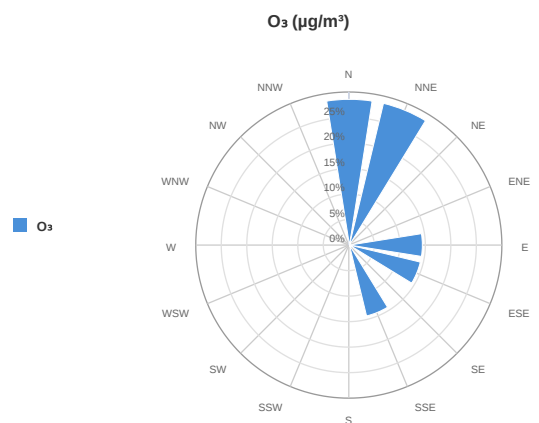
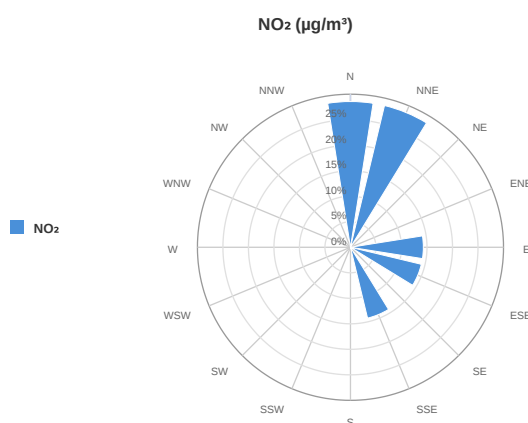
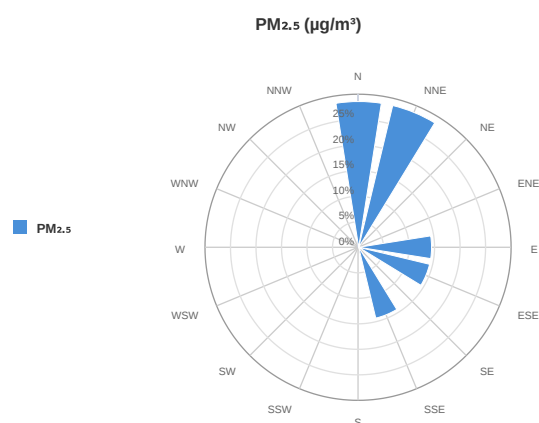
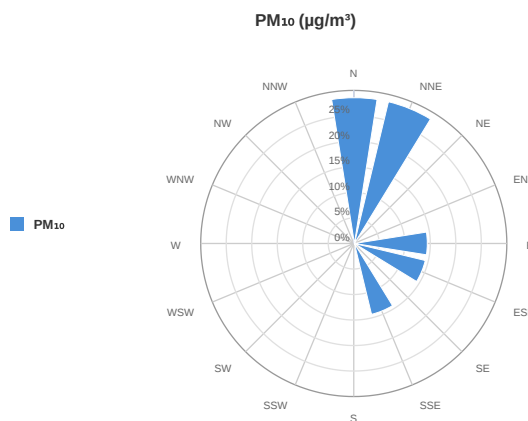
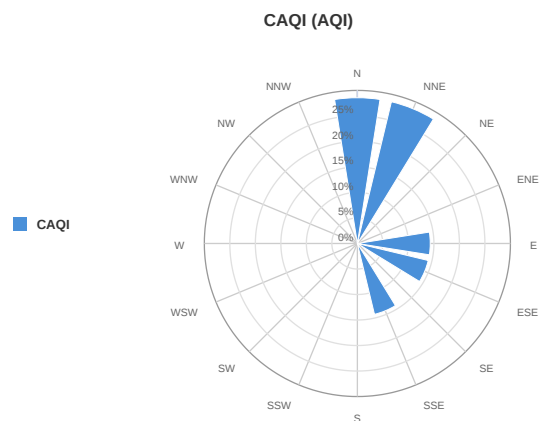
PM₁₀₀ (μg/m³)



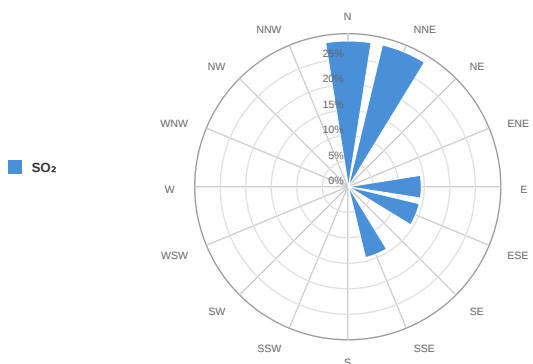
Pressure (hPa)



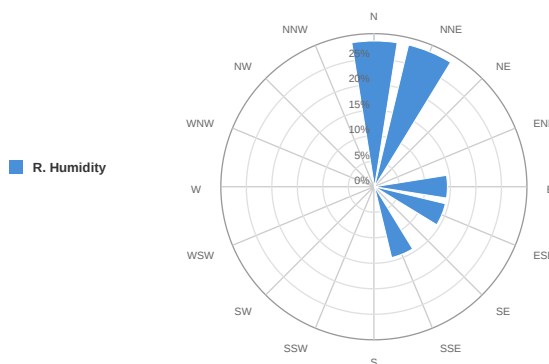
Media zilnică



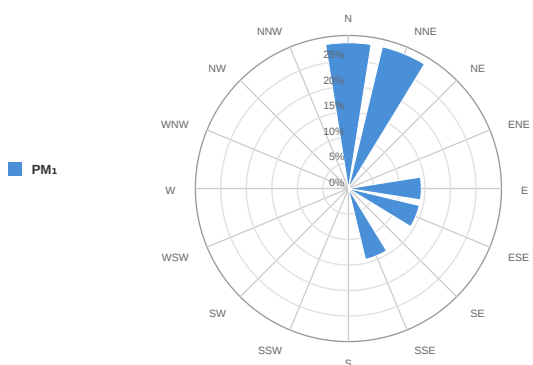
SO₂ (ppb)



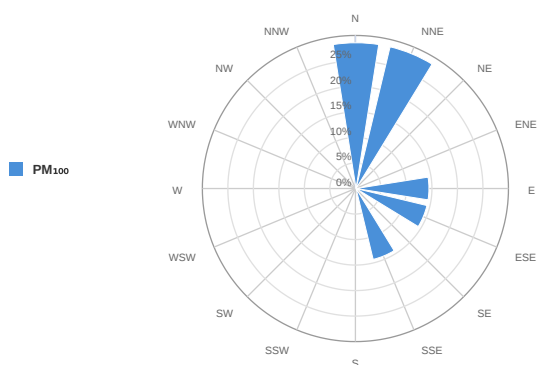
R. Humidity (%)



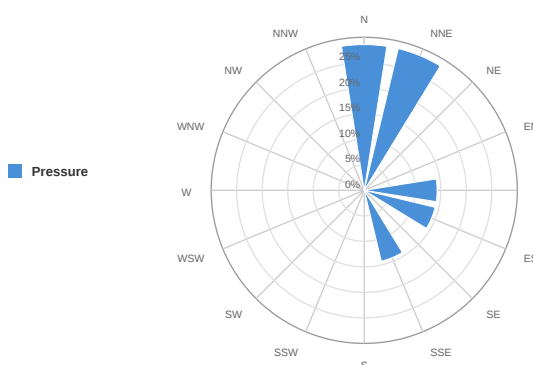
PM₁ (μg/m³)



PM₁₀₀ (μg/m³)



Pressure (HPa)



Alerte

No alerts for the selected date and time range

Parametrii indicelui de calitate al aerului (ICA)

Media zilnică

To Date	CAQI AQI	PM ₁₀ μg/m ³	PM _{2.5} μg/m ³	NO ₂ μg/m ³	O ₃ μg/m ³
12/04/2026, 23:59	48	48.13	20.46	15.52	13.37
13/04/2026, 23:59	33	31.94	13.29	15.67	13.93
14/04/2026, 23:59	43	42.47	16.98	16.29	12.41
15/04/2026, 23:59	39	38.4	13.67	14.87	12.12
16/04/2026, 23:59	46	45.77	15.92	14.13	9.64
17/04/2026, 23:59	48	47.62	16.43	13.46	11.35
18/04/2026, 23:59	31	30.3	8.45	12.71	16.81

Alți parametri

Media zilnică

To Date	CO ppb	Temperature °C	Wind Speed m/s	Wind Direction degree	Battery %	SO ₂ ppb	R. Humidity %	PM ₁ μg/m ³	PM ₁₀₀ μg/m ³	Pressure HPa
12/04/2026, 23:59	369.89	12.48	2.15	82.24	100	0	49.9	18.32	70.41	1010.05
13/04/2026, 23:59	260.33	13.47	2.65	120.12	100	0	54.34	11.62	47.42	1006.86
14/04/2026, 23:59	298.39	15.91	5.45	148.72	100	0	51.81	13.7	62.95	1008.07
15/04/2026, 23:59	261.33	19.5	1.36	32.29	100	0	50.81	11.24	58.58	1010.57
16/04/2026, 23:59	249.28	20.48	1.84	12.68	100	0	53.06	13.48	67.69	1009.88
17/04/2026, 23:59	241.65	20.39	3.66	3.11	100	0	52.24	14.28	70.13	1008.4
18/04/2026, 23:59	214.47	17.85	5.24	4.11	100	0	45.87	6.84	53.57	1007.85

Oizom will not be responsible for Environmental Data accuracy once Validated