

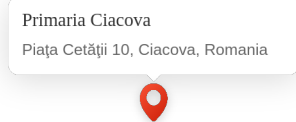
Primaria Ciacova

WEEKLY AIR-QUALITY REPORT

Timp de la: **05/04/2026, 00:00**
Timp până la: **12/04/2026, 00:00**

Numele dispozitivului: **Primaria Ciacova**
Locația dispozitivului: **Piața Cetății 10, Ciacova, Romania**

Parametrii: **NO₂ , O₃ , PM_{2.5} , PM₁₀ , Wind Speed , Wind Direction , CO , SO₂ , R. Humidity , PM₁ , PM₁₀₀ , Pressure , Temperature**



Media indicelui de calitate al aerului (ICA): **41**

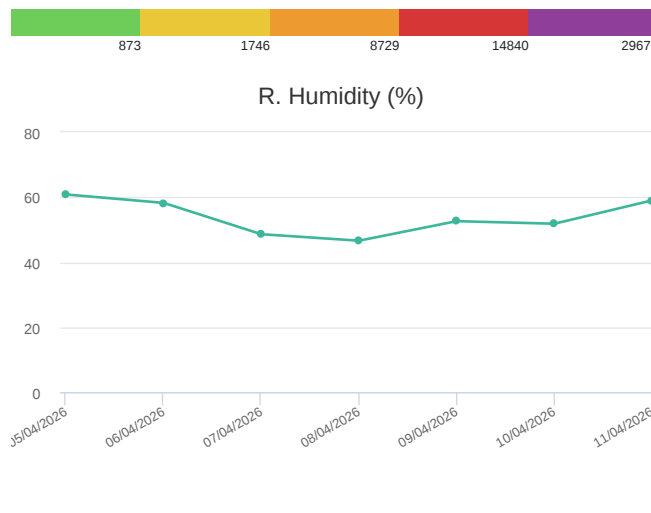
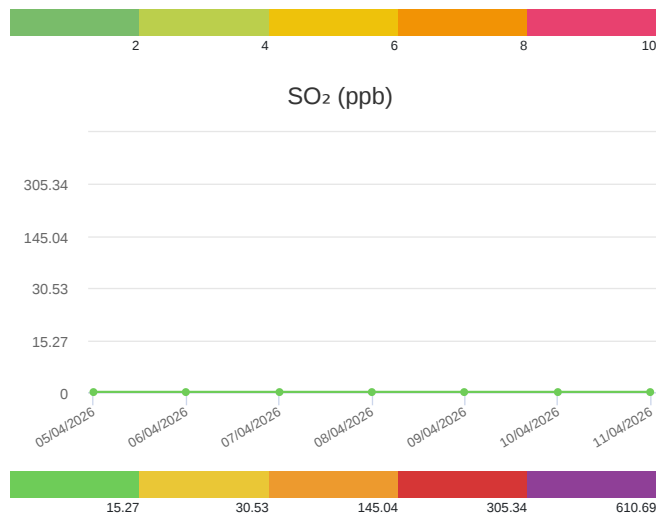
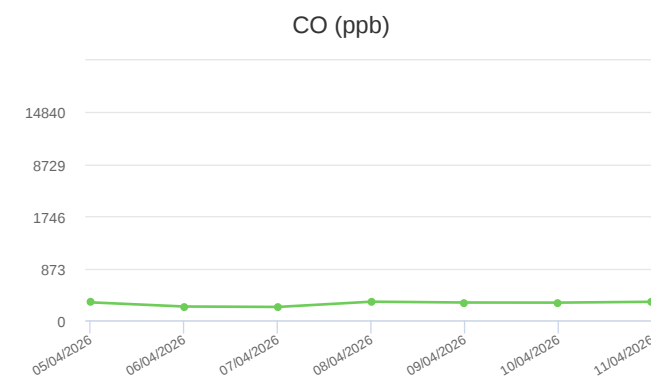
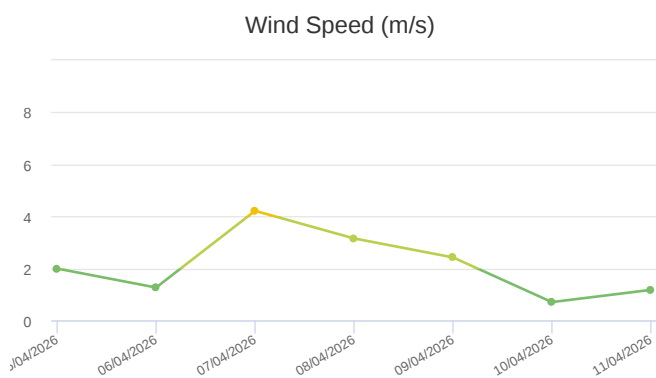
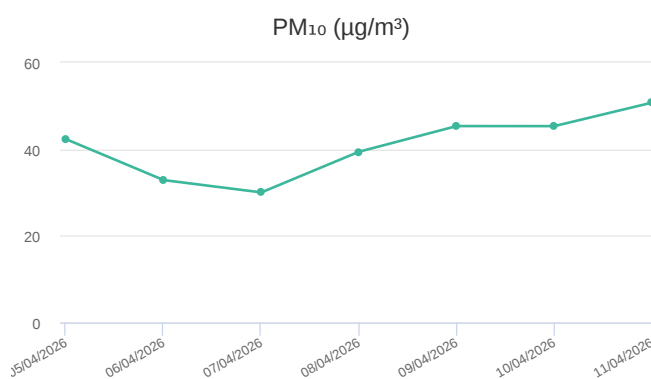
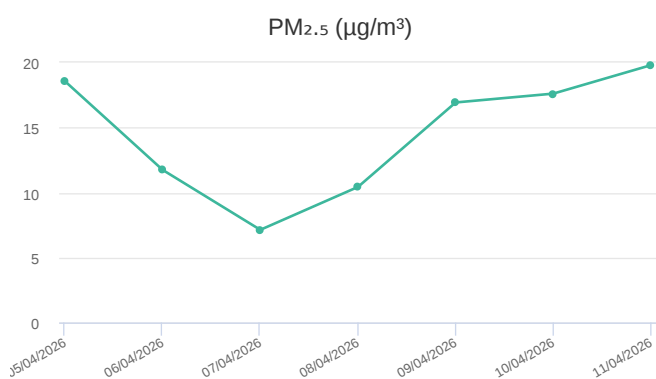
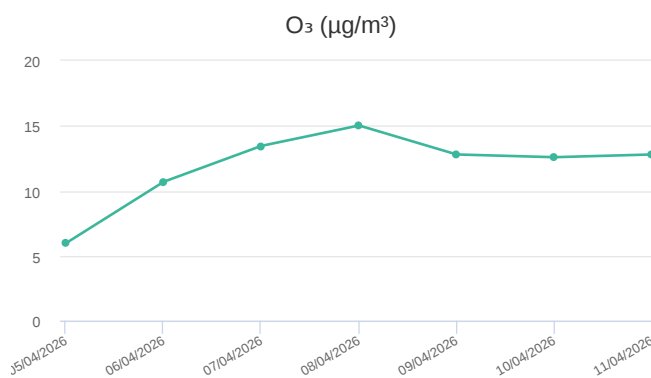
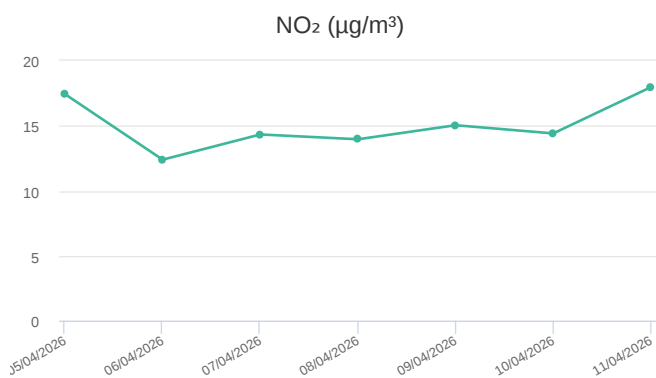
Prezentare generală zilnică: Parametrii indicelui de calitate al aerului (ICA)

	NO ₂ μg/m ³	O ₃ μg/m ³	PM _{2.5} μg/m ³	PM ₁₀ μg/m ³
Average	15.08	11.9	14.6	40.86
Maximum	17.97	15.02	19.8	50.75
Date	11/04/2026	08/04/2026	11/04/2026	11/04/2026
Minimum	12.39	5.97	7.13	30.03
Date	06/04/2026	05/04/2026	07/04/2026	07/04/2026

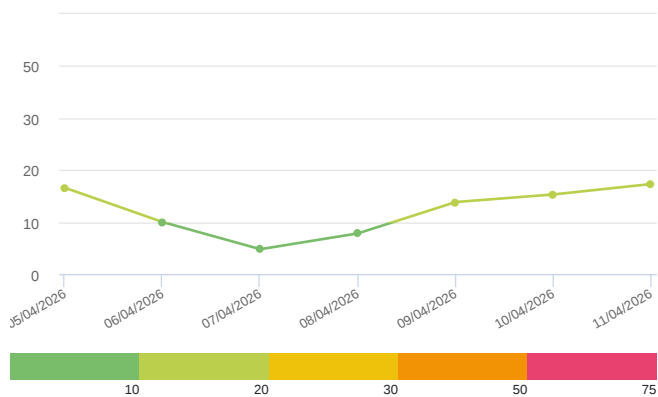
Prezentare generală zilnică: Alți parametri

	Wind Speed m/s	Wind Direction degree	Battery %	CO ppb	SO ₂ ppb	R. Humidity %	PM ₁ μg/m ³	PM ₁₀₀ μg/m ³	Pressure hPa	Temperature °C
Average	1.81	316.16	100	282.28	0	53.95	12.22	64.32	1011.24	14.04
Maximum	4.21	310.72	100	312.66	0	60.83	17.29	75.09	1013.76	17.86
Date	07/04/2026	07/04/2026	06/04/2026	08/04/2026	05/04/2026	05/04/2026	11/04/2026	11/04/2026	05/04/2026	06/04/2026
Minimum	0.7	240.62	99.98	224.49	0	46.6	4.76	49.9	1008.67	11.16
Date	10/04/2026	10/04/2026	05/04/2026	07/04/2026	05/04/2026	08/04/2026	07/04/2026	06/04/2026	10/04/2026	09/04/2026

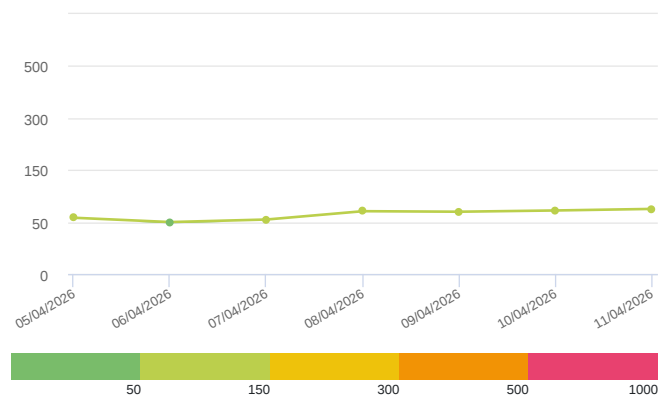
Media zilnică



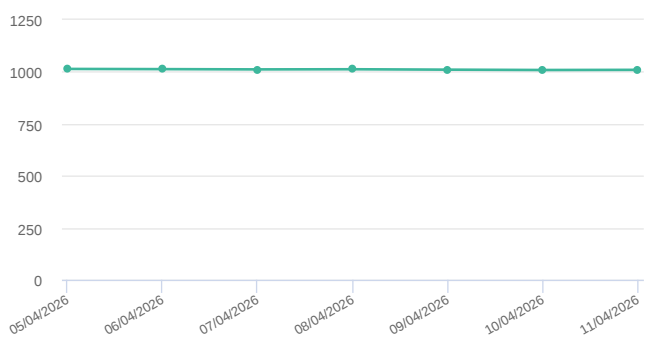
PM₁ (μg/m³)



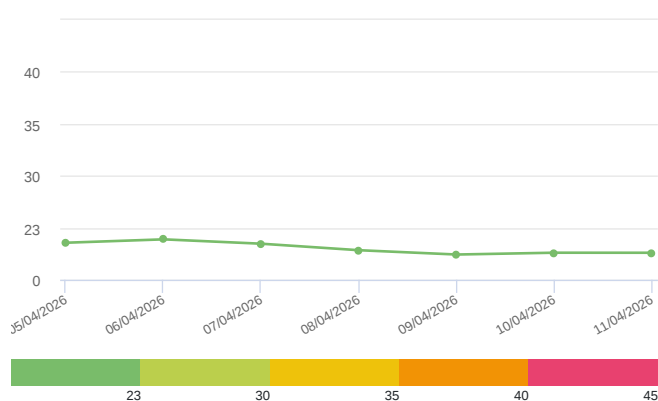
PM₁₀₀ (μg/m³)



Pressure (hPa)

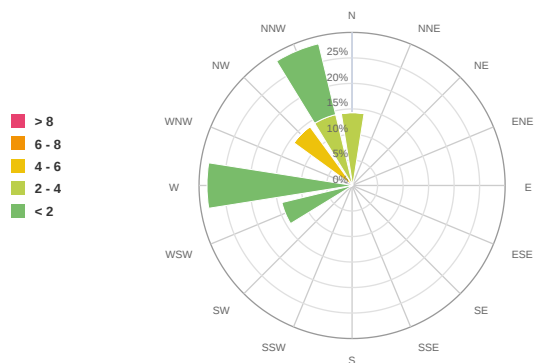


Temperature (°C)

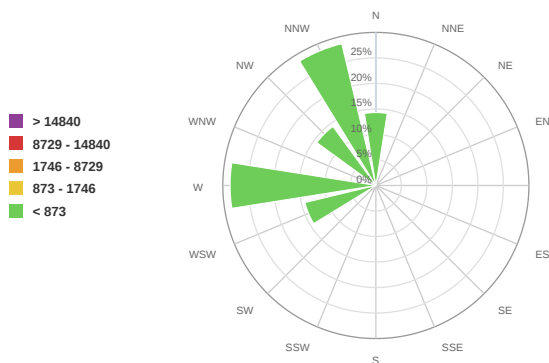


Media zilnică

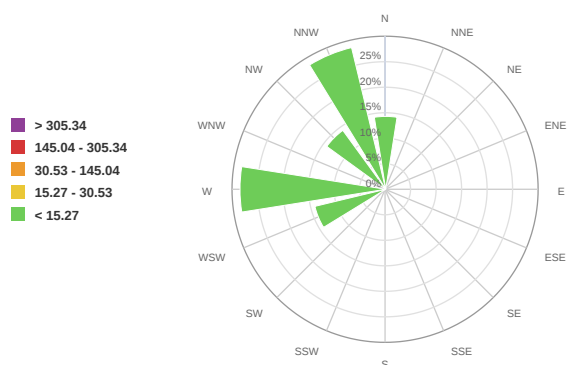
Wind Speed (m/s)



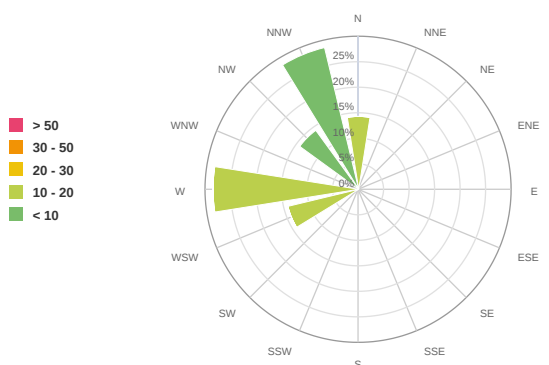
CO (ppb)



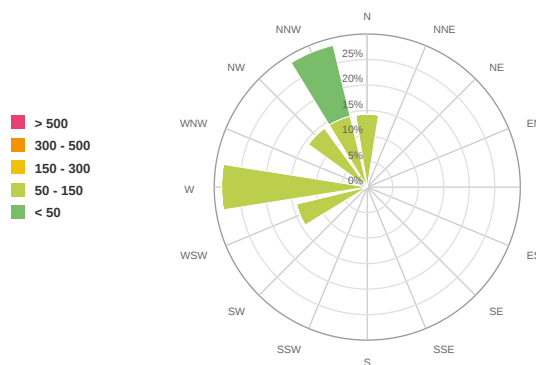
SO₂ (ppb)



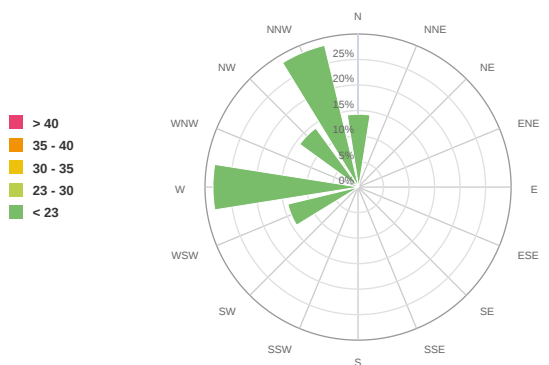
PM₁ (μg/m³)



PM₁₀₀ (μg/m³)



Temperature (°C)



Alerte

No alerts for the selected date and time range

Parametrii indicelui de calitate al aerului (ICA)

Media zilnică

To Date	NO ₂ μg/m ³	O ₃ μg/m ³	PM _{2.5} μg/m ³	PM ₁₀ μg/m ³
05/04/2026, 23:59	17.43	5.97	18.56	42.31
06/04/2026, 23:59	12.39	10.69	11.74	32.87
07/04/2026, 23:59	14.33	13.45	7.13	30.03
08/04/2026, 23:59	13.96	15.02	10.43	39.42
09/04/2026, 23:59	15.04	12.79	16.93	45.34
10/04/2026, 23:59	14.41	12.58	17.61	45.33
11/04/2026, 23:59	17.97	12.79	19.8	50.75

Alți parametri

Media zilnică

To Date	Wind Speed m/s	Wind Direction degree	Battery %	CO ppb	SO ₂ ppb	R. Humidity %	PM ₁ μg/m ³	PM ₁₀₀ μg/m ³	Pressure HPa	Temperature °C
05/04/2026, 23:59	1.99	276.58	99.98	301.4	0	60.83	16.57	58.12	1013.76	16.37
06/04/2026, 23:59	1.26	337.27	100	231.5	0	58.23	9.98	49.9	1012.8	17.86
07/04/2026, 23:59	4.21	310.72	100	224.49	0	48.59	4.76	54.67	1011.56	15.95
08/04/2026, 23:59	3.15	341.37	100	312.66	0	46.6	7.8	70.72	1012.21	13.07
09/04/2026, 23:59	2.42	351.78	100	298.64	0	52.61	13.83	69.67	1010.28	11.16
10/04/2026, 23:59	0.7	240.62	100	296.65	0	51.82	15.29	72.09	1008.67	11.95
11/04/2026, 23:59	1.17	268.94	100	310.61	0	58.99	17.29	75.09	1009.39	11.93

Oizom will not be responsible for Environmental Data accuracy once Validated