

Primaria Beba Veche

WEEKLY AIR-QUALITY REPORT

Timp de la: **12/04/2026, 00:00**
Timp până la: **19/04/2026, 00:00**

Numele dispozitivului: **Primaria Beba Veche**
Locația dispozitivului: **DJ682 292, Beba Veche 307035, Romania**

Parametrii: **CAQI , PM₁₀ , PM_{2.5} , NO₂ , O₃ , CO , Temperature , Wind Speed , Wind Direction , SO₂ , R. Humidity , PM₁ , PM₁₀₀ , Pressure**

Primaria Beba Veche
DJ682 292, Beba Veche 307035,
Romania



Media indicelui de calitate al aerului (ICA): **25**

Prezentare generală zilnică: Parametrii indicelui de calitate al aerului (ICA)

	CAQI AQI	PM ₁₀ μg/m ³	PM _{2.5} μg/m ³	NO ₂ μg/m ³	O ₃ μg/m ³
Average	25	24.72	11.6	20.39	38.4
Maximum	37	36.02	18.05	24.35	42.85
Date	12/04/2026	12/04/2026	12/04/2026	16/04/2026	17/04/2026
Minimum	17	14.27	6.04	17.83	32.27
Date	13/04/2026	18/04/2026	18/04/2026	14/04/2026	15/04/2026

The data shown above is based on Media zilnică .

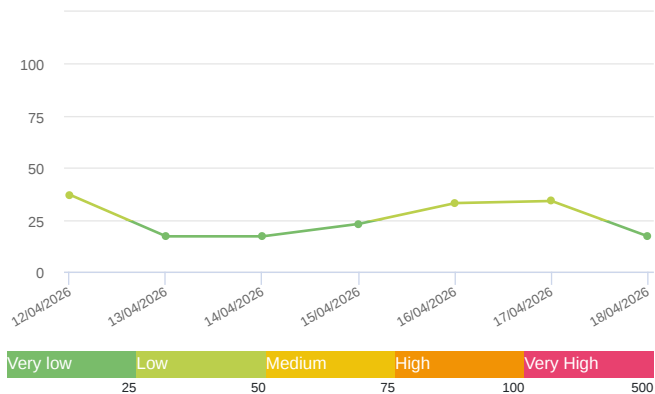
Prezentare generală zilnică: Alți parametri

	CO ppb	Temperature °C	Wind Speed m/s	Wind Direction degree	Battery %	SO ₂ ppb	R. Humidity %	PM ₁ μg/m ³	PM ₁₀₀ μg/m ³	Pressure HPa
Average	336.28	16.7	1.65	68.56	100	0	52.13	9.91	33.63	1009.35
Maximum	403.14	20.53	4.91	16.73	100	0	57.99	15.88	46.19	1011.38
Date	16/04/2026	16/04/2026	18/04/2026	18/04/2026	12/04/2026	12/04/2026	14/04/2026	12/04/2026	12/04/2026	15/04/2026
Minimum	294.63	12.03	1.22	77.29	100	0	45.68	4.76	22.63	1006.91
Date	18/04/2026	12/04/2026	15/04/2026	15/04/2026	12/04/2026	12/04/2026	18/04/2026	18/04/2026	18/04/2026	13/04/2026

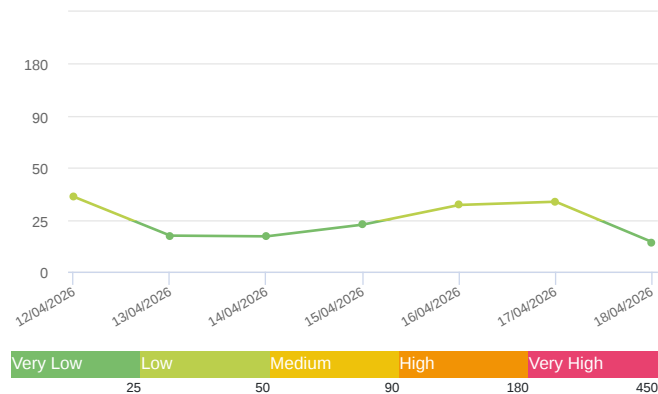
The data shown above is based on Media zilnică .

Media zilnică

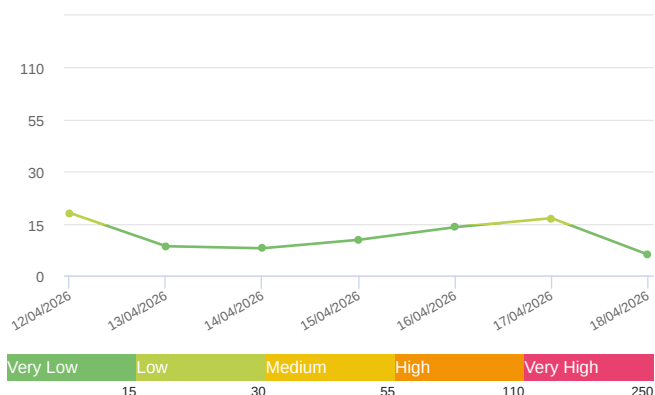
CAQI (AQI)



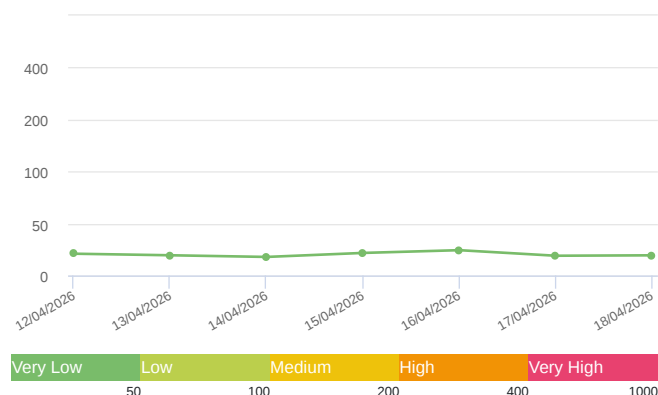
PM₁₀ (μg/m³)



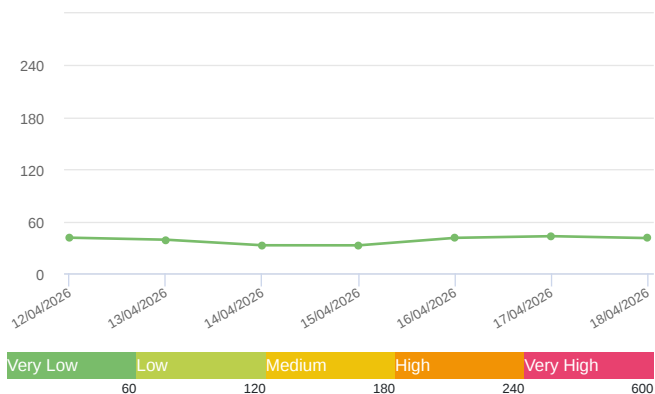
PM_{2.5} (μg/m³)



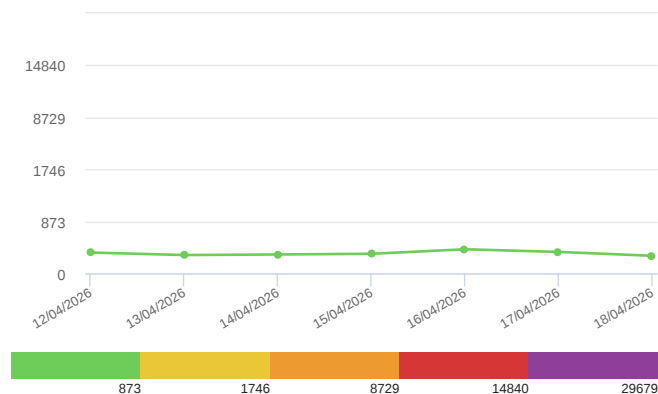
NO₂ (μg/m³)



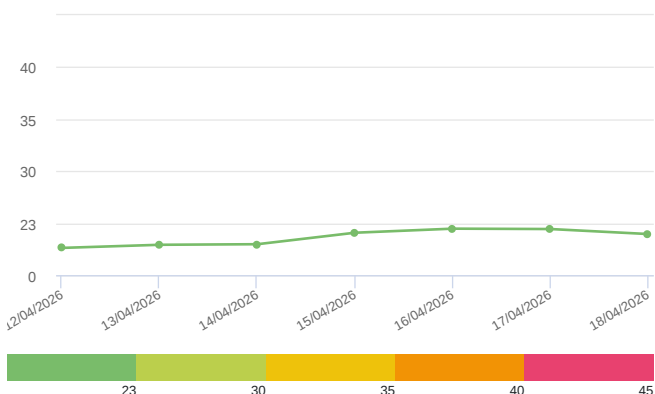
O₃ (μg/m³)



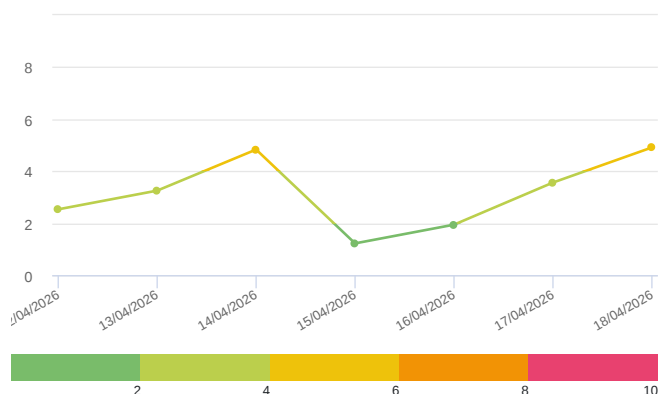
CO (ppb)



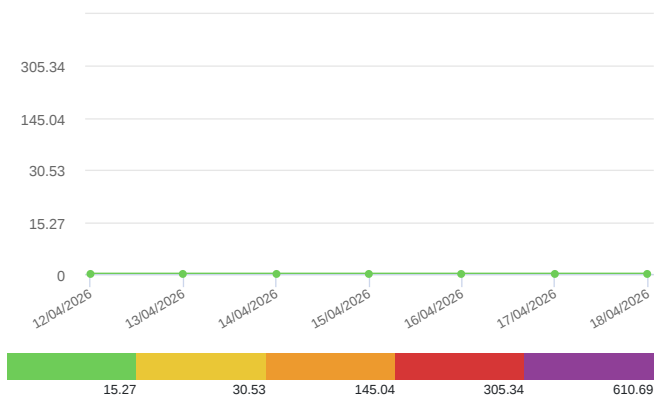
Temperature (°C)



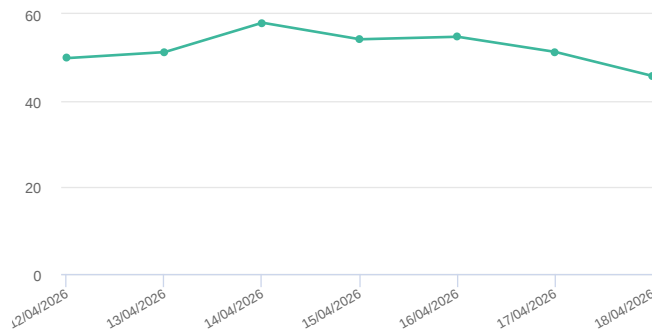
Wind Speed (m/s)



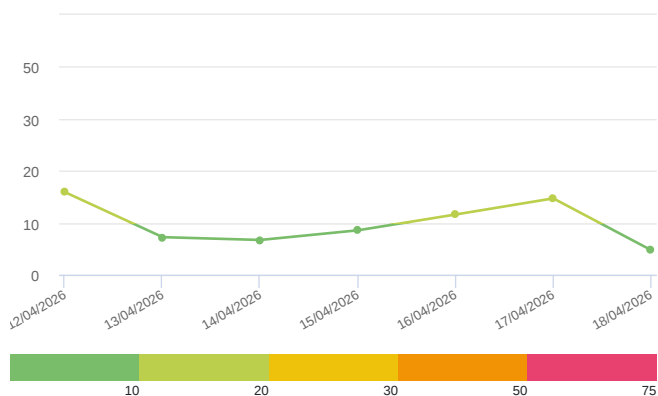
SO₂ (ppb)



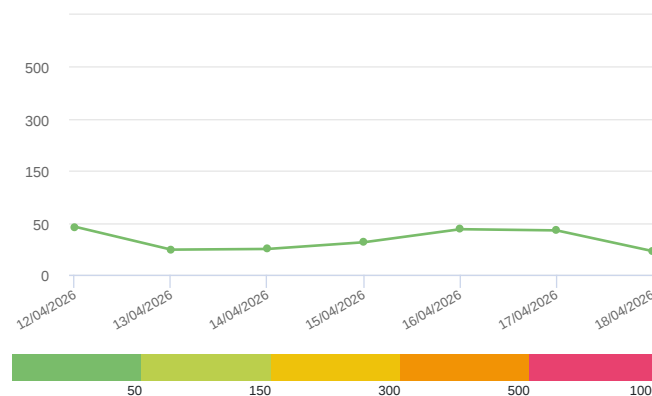
R. Humidity (%)



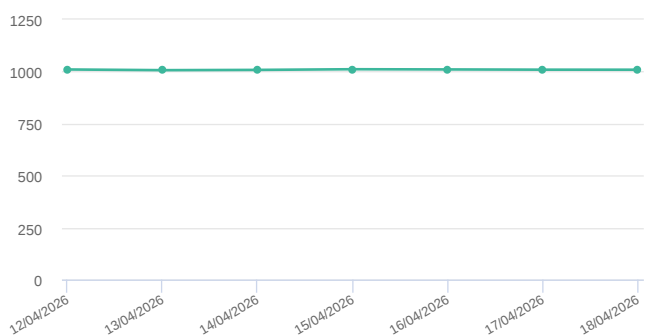
PM₁ (μg/m³)



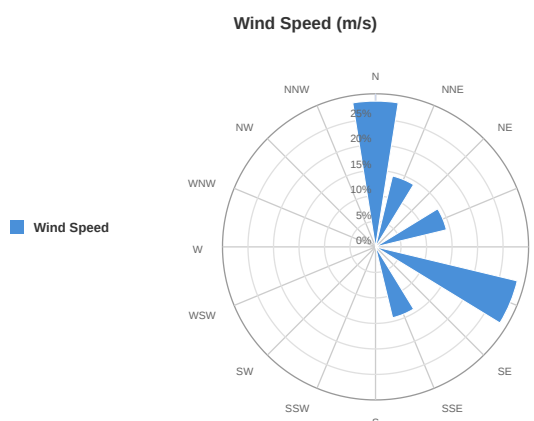
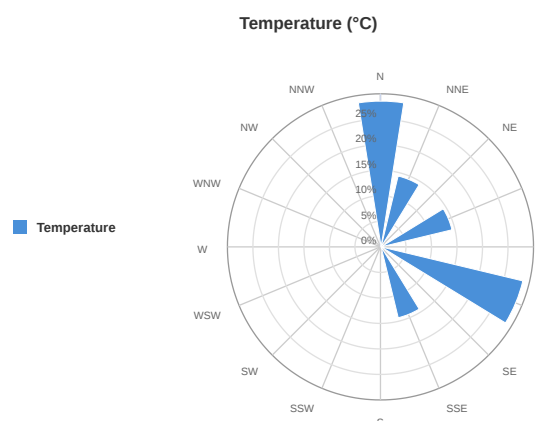
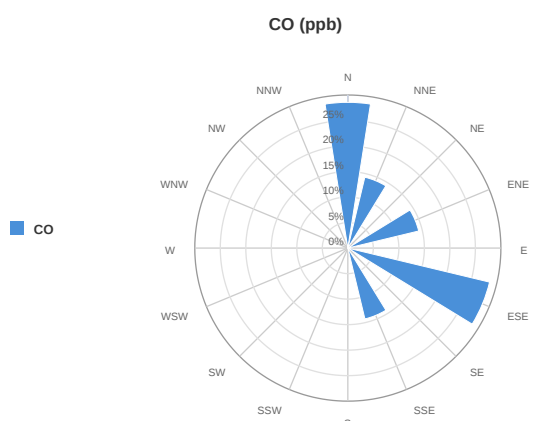
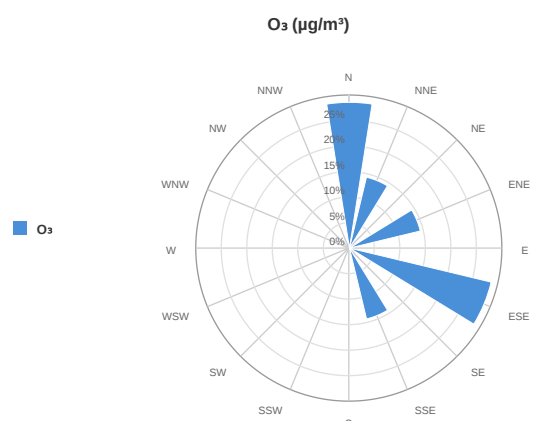
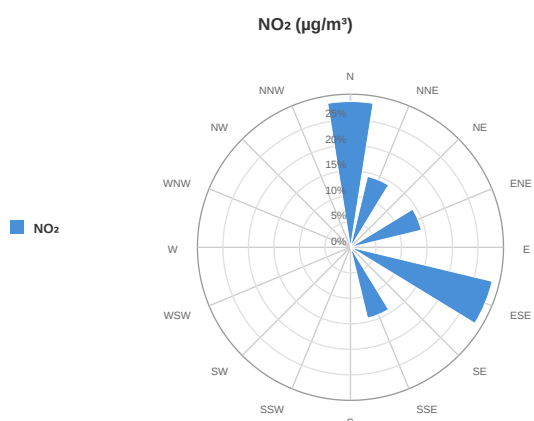
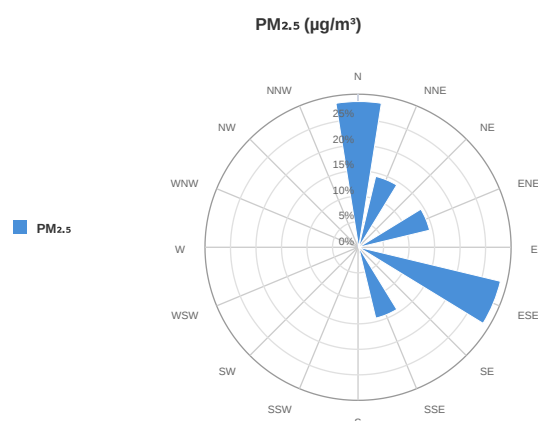
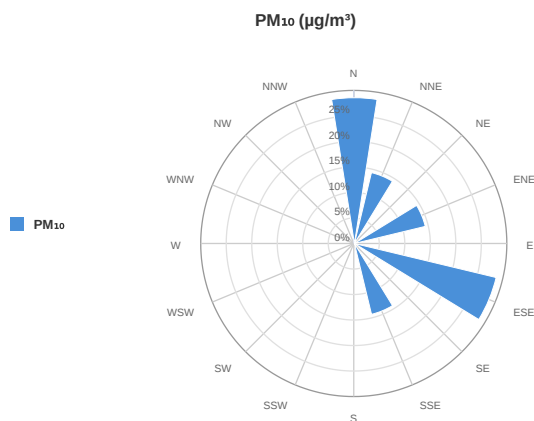
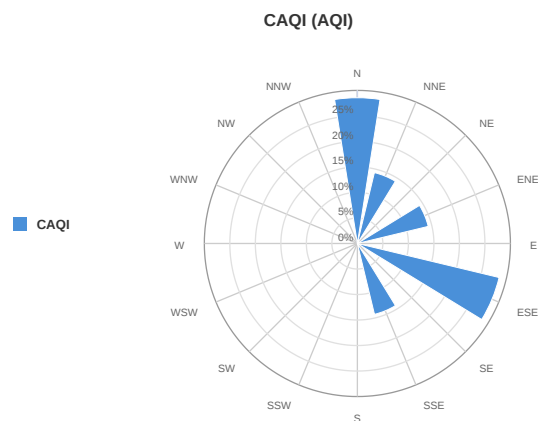
PM₁₀₀ (μg/m³)



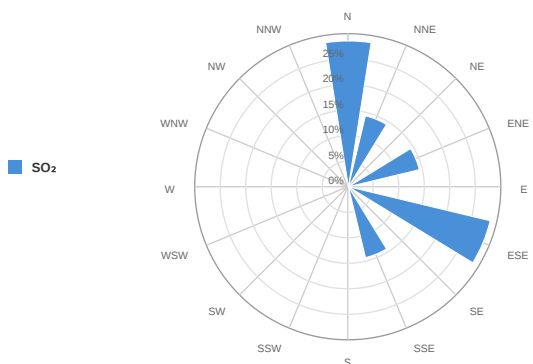
Pressure (hPa)



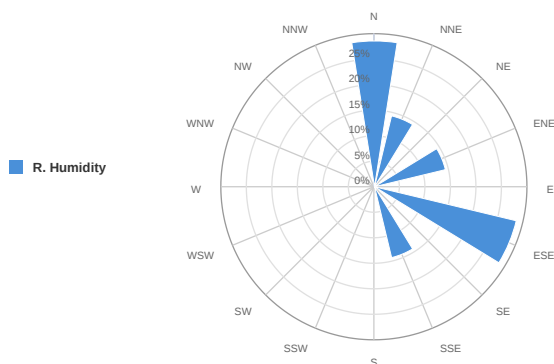
Media zilnică



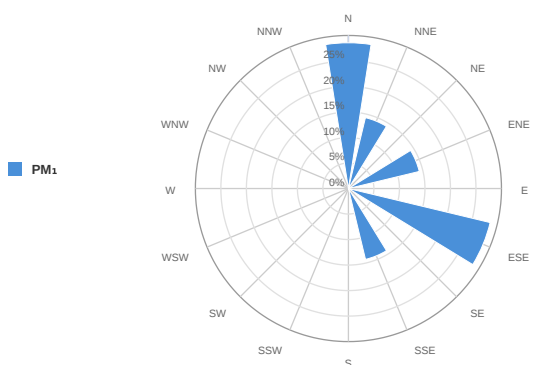
SO₂ (ppb)



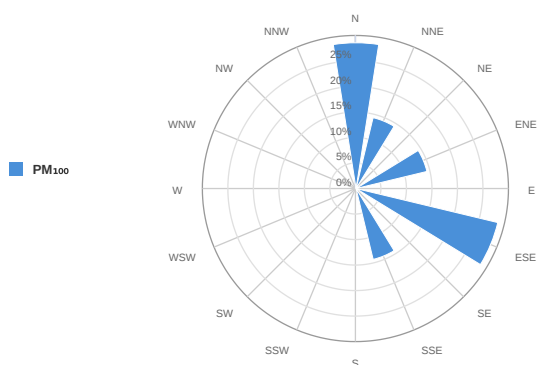
R. Humidity (%)



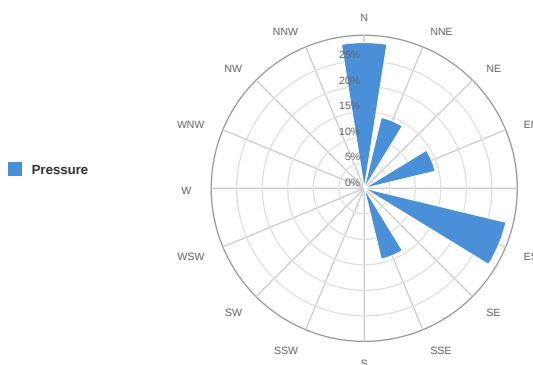
PM₁ (μg/m³)



PM₁₀₀ (μg/m³)



Pressure (HPa)



Alerte

No alerts for the selected date and time range

Parametrii indicelui de calitate al aerului (ICA)

Media zilnică

To Date	CAQI AQI	PM ₁₀ μg/m ³	PM _{2.5} μg/m ³	NO ₂ μg/m ³	O ₃ μg/m ³
12/04/2026, 23:59	37	36.02	18.05	20.95	41.09
13/04/2026, 23:59	17	17.36	8.44	19.45	38.74
14/04/2026, 23:59	17	17	7.86	17.83	32.32
15/04/2026, 23:59	23	22.65	10.3	21.71	32.27
16/04/2026, 23:59	33	32.09	13.95	24.35	40.9
17/04/2026, 23:59	34	33.65	16.54	19.01	42.85
18/04/2026, 23:59	17	14.27	6.04	19.42	40.64

Alți parametri

Media zilnică

To Date	CO ppb	Temperature °C	Wind Speed m/s	Wind Direction degree	Battery %	SO ₂ ppb	R. Humidity %	PM ₁ μg/m ³	PM ₁₀₀ μg/m ³	Pressure HPa
12/04/2026, 23:59	347.95	12.03	2.53	110.17	100	0	49.82	15.88	46.19	1010.2
13/04/2026, 23:59	306.06	13.4	3.25	109.54	100	0	51.21	7.23	24.15	1006.91
14/04/2026, 23:59	315.64	13.66	4.83	151.65	100	0	57.99	6.69	24.79	1008.22
15/04/2026, 23:59	327.39	18.75	1.22	77.29	100	0	54.17	8.55	31.23	1011.38
16/04/2026, 23:59	403.14	20.53	1.94	358.46	100	0	54.75	11.59	43.8	1010.41
17/04/2026, 23:59	359.11	20.37	3.56	7.7	100	0	51.25	14.69	42.65	1009.27
18/04/2026, 23:59	294.63	18.16	4.91	16.73	100	0	45.68	4.76	22.63	1009.07

Oizom will not be responsible for Environmental Data accuracy once Validated