

Primaria Beba Veche

WEEKLY AIR-QUALITY REPORT

Timp de la: **05/04/2026, 00:00**
Timp până la: **12/04/2026, 00:00**

Numele dispozitivului: **Primaria Beba Veche**
Locația dispozitivului: **DJ682 292, Beba Veche 307035, Romania**

Parametrii: **NO₂ , O₃ , PM_{2.5} , PM₁₀ , Wind Speed , Wind Direction , CO , SO₂ , R. Humidity , PM₁ , PM₁₀₀ , Pressure , Temperature**

Primaria Beba Veche
DJ682 292, Beba Veche 307035,
Romania



Media indicelui de calitate al aerului (ICA): **20**

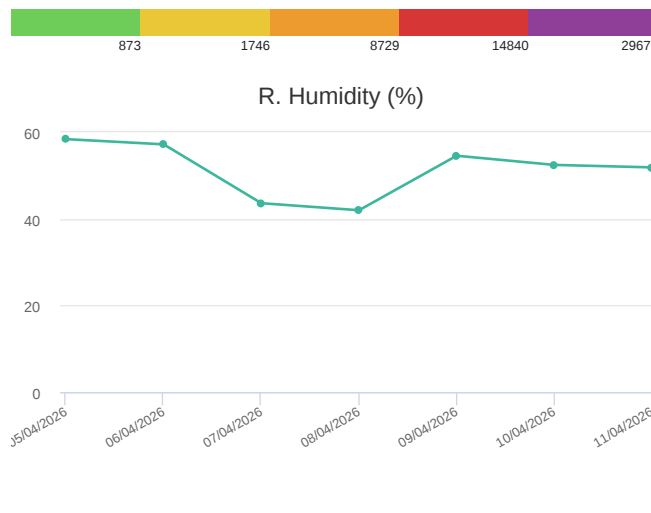
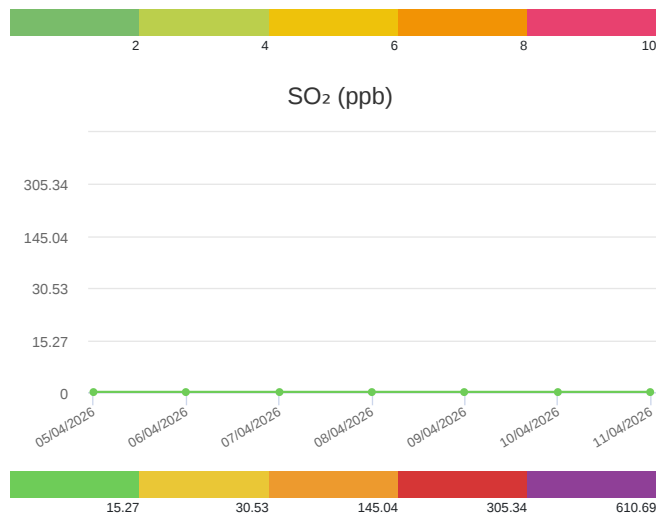
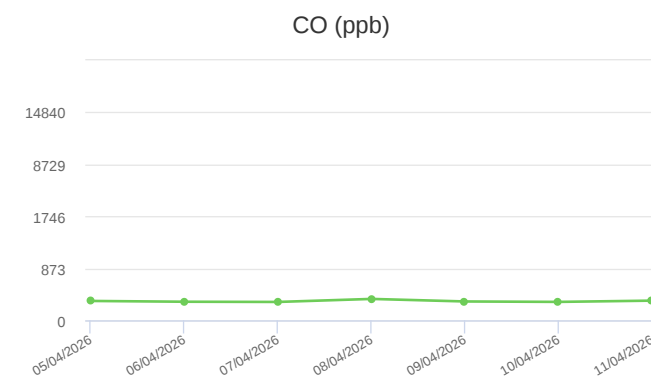
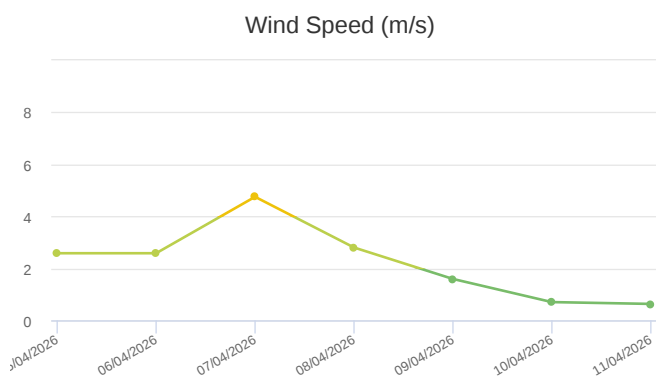
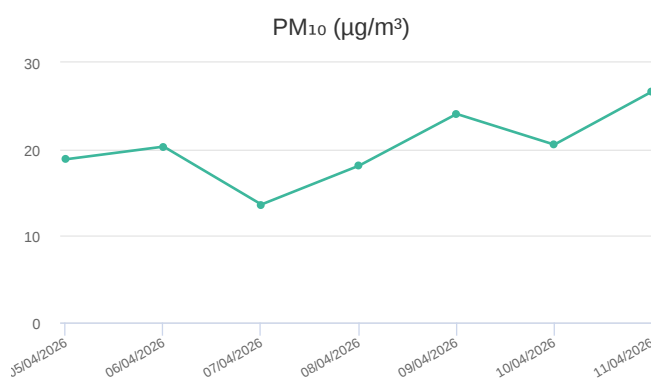
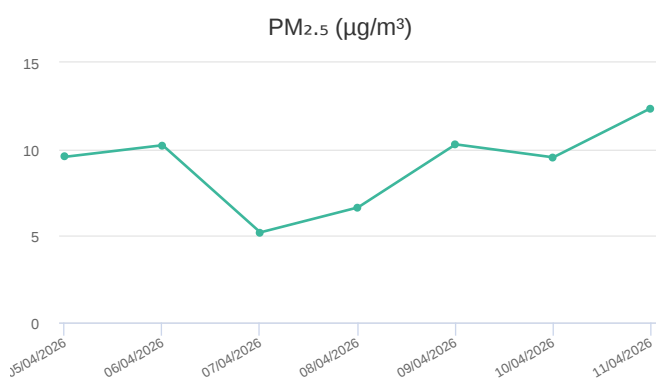
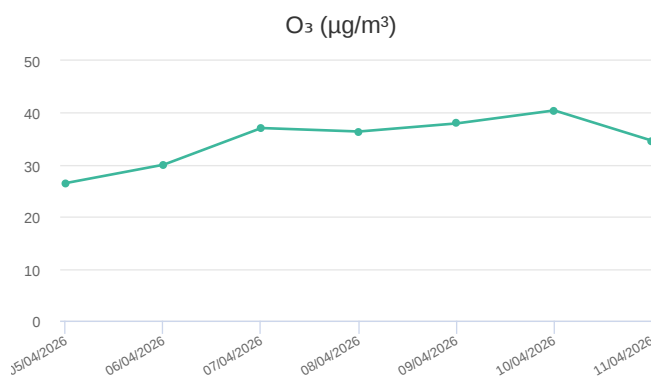
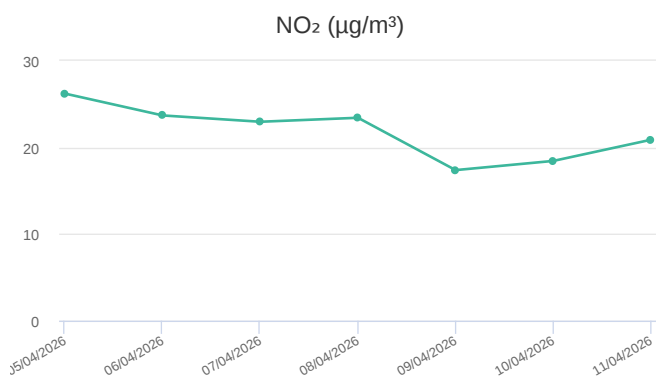
Prezentare generală zilnică: Parametrii indicelui de calitate al aerului (ICA)

| | NO ₂ μg/m ³ | O ₃ μg/m ³ | PM _{2.5} μg/m ³ | PM ₁₀ μg/m ³ |
|----------------|--------------------------------------|-------------------------------------|--|---------------------------------------|
| Average | 21.85 | 34.71 | 9.12 | 20.3 |
| Maximum | 26.21 | 40.45 | 12.37 | 26.65 |
| Date | 05/04/2026 | 10/04/2026 | 11/04/2026 | 11/04/2026 |
| Minimum | 17.38 | 26.48 | 5.2 | 13.62 |
| Date | 09/04/2026 | 05/04/2026 | 07/04/2026 | 07/04/2026 |

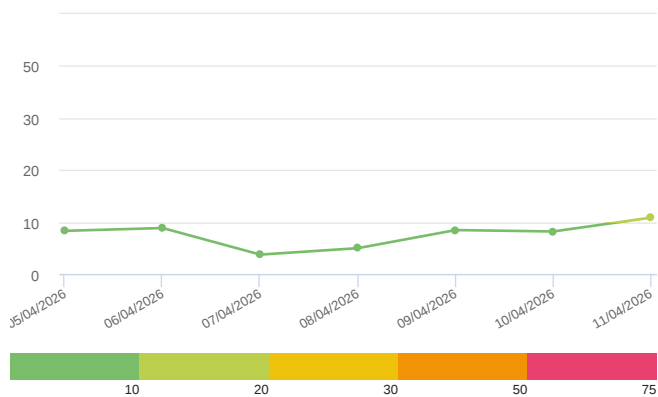
Prezentare generală zilnică: Alți parametri

| | Wind Speed m/s | Wind Direction degree | Battery % | CO ppb | SO ₂ ppb | R. Humidity % | PM ₁ μg/m ³ | PM ₁₀₀ μg/m ³ | Pressure hPa | Temperature °C |
|----------------|-------------------|--------------------------|--------------|------------|------------------------|------------------|--------------------------------------|--|-----------------|-------------------|
| Average | 2.03 | 322.87 | 100 | 322.68 | 0 | 51.43 | 7.6 | 29.4 | 1011.23 | 14.02 |
| Maximum | 4.75 | 314.41 | 100 | 358.65 | 0 | 58.39 | 10.83 | 38.18 | 1013.23 | 17.79 |
| Date | 07/04/2026 | 07/04/2026 | 05/04/2026 | 08/04/2026 | 05/04/2026 | 05/04/2026 | 11/04/2026 | 11/04/2026 | 05/04/2026 | 05/04/2026 |
| Minimum | 0.63 | 305.44 | 100 | 308.02 | 0 | 41.98 | 3.72 | 22.52 | 1008.7 | 9.36 |
| Date | 11/04/2026 | 11/04/2026 | 05/04/2026 | 07/04/2026 | 05/04/2026 | 08/04/2026 | 07/04/2026 | 07/04/2026 | 10/04/2026 | 09/04/2026 |

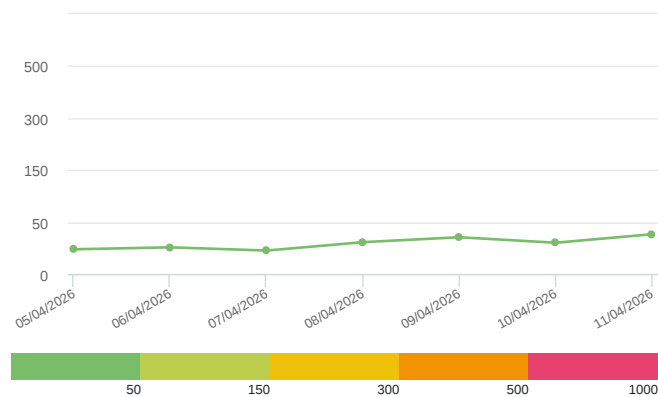
Media zilnică



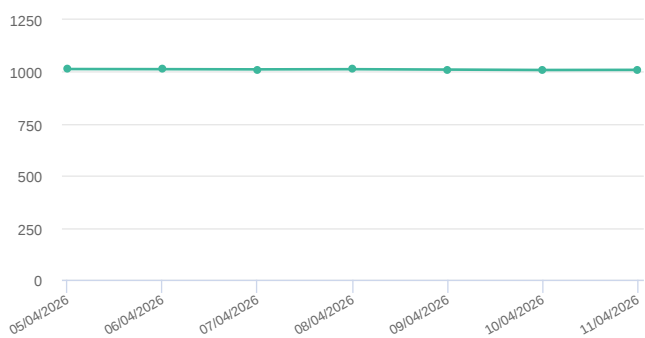
PM₁ (μg/m³)



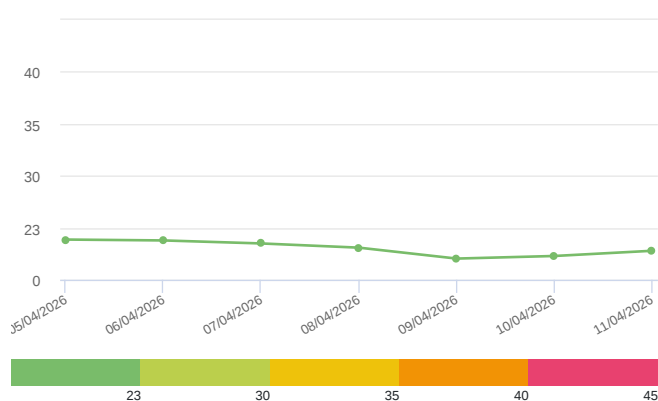
PM₁₀₀ (μg/m³)



Pressure (hPa)

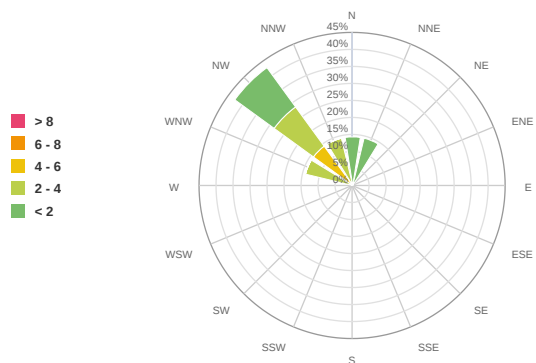


Temperature (°C)

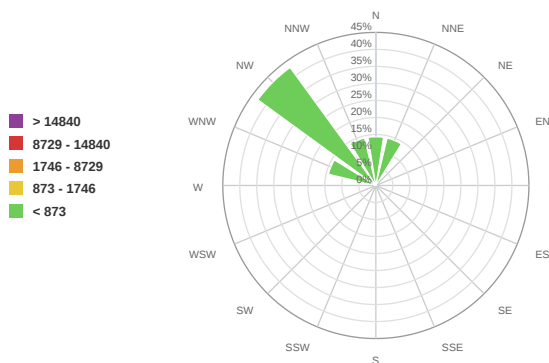


Media zilnică

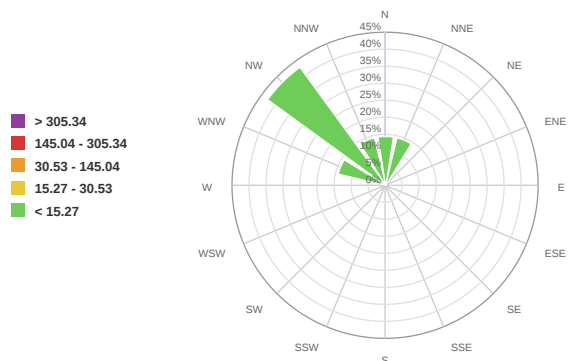
Wind Speed (m/s)



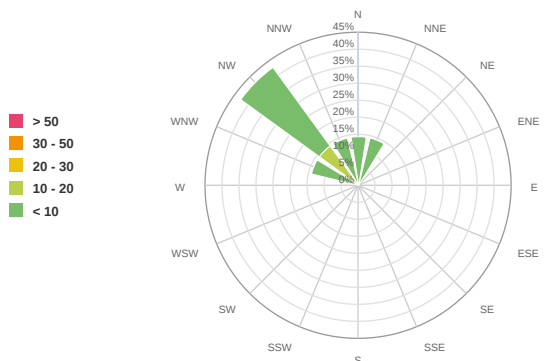
CO (ppb)



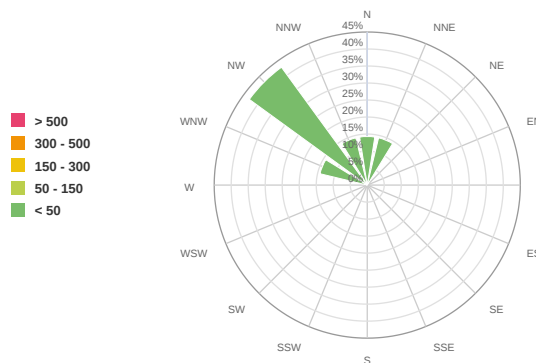
SO₂ (ppb)



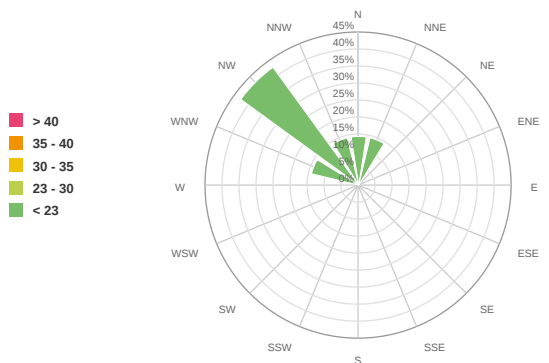
PM₁ (μg/m³)



PM₁₀₀ (μg/m³)



Temperature (°C)



Alerte

No alerts for the selected date and time range

Parametrii indicelui de calitate al aerului (ICA)

Media zilnică

| To Date | NO ₂ μg/m ³ | O ₃ μg/m ³ | PM _{2.5} μg/m ³ | PM ₁₀ μg/m ³ |
|-------------------|--------------------------------------|-------------------------------------|--|---------------------------------------|
| 05/04/2026, 23:59 | 26.21 | 26.48 | 9.56 | 18.84 |
| 06/04/2026, 23:59 | 23.69 | 30.01 | 10.23 | 20.3 |
| 07/04/2026, 23:59 | 22.96 | 37.06 | 5.2 | 13.62 |
| 08/04/2026, 23:59 | 23.42 | 36.39 | 6.64 | 18.1 |
| 09/04/2026, 23:59 | 17.38 | 37.95 | 10.28 | 24.07 |
| 10/04/2026, 23:59 | 18.44 | 40.45 | 9.53 | 20.53 |
| 11/04/2026, 23:59 | 20.88 | 34.63 | 12.37 | 26.65 |

Alți parametri

Media zilnică

| To Date | Wind Speed m/s | Wind Direction degree | Battery % | CO ppb | SO ₂ ppb | R. Humidity % | PM ₁ μg/m ³ | PM ₁₀₀ μg/m ³ | Pressure HPa | Temperature °C |
|-------------------|-------------------|--------------------------|--------------|-----------|------------------------|------------------|--------------------------------------|--|-----------------|-------------------|
| 05/04/2026, 23:59 | 2.58 | 288.73 | 100 | 324.8 | 0 | 58.39 | 8.29 | 23.68 | 1013.23 | 17.79 |
| 06/04/2026, 23:59 | 2.58 | 323.33 | 100 | 311.78 | 0 | 57.19 | 8.83 | 25.59 | 1012.6 | 17.39 |
| 07/04/2026, 23:59 | 4.75 | 314.41 | 100 | 308.02 | 0 | 43.6 | 3.72 | 22.52 | 1011.71 | 16.06 |
| 08/04/2026, 23:59 | 2.8 | 334.09 | 100 | 358.65 | 0 | 41.98 | 4.96 | 30.54 | 1012.44 | 14.2 |
| 09/04/2026, 23:59 | 1.59 | 10.2 | 100 | 316.23 | 0 | 54.56 | 8.44 | 35.32 | 1010.65 | 9.36 |
| 10/04/2026, 23:59 | 0.7 | 21.33 | 100 | 309.08 | 0 | 52.44 | 8.17 | 30 | 1008.7 | 10.5 |
| 11/04/2026, 23:59 | 0.63 | 305.44 | 100 | 330.19 | 0 | 51.87 | 10.83 | 38.18 | 1009.31 | 12.81 |

Oizom will not be responsible for Environmental Data accuracy once Validated