

Primaria Beba Veche

WEEKLY AIR-QUALITY REPORT

Timp de la: **29/03/2026, 00:00**
Timp până la: **05/04/2026, 00:00**

Numele dispozitivului: **Primaria Beba Veche**
Locația dispozitivului: **DJ682 292, Beba Veche 307035, Romania**

Parametrii: **NO₂ , O₃ , PM_{2.5} , PM₁₀ , Wind Speed , Wind Direction , CO , SO₂ , R. Humidity , PM₁ , PM₁₀₀ , Pressure , Temperature**

Primaria Beba Veche
DJ682 292, Beba Veche 307035,
Romania



Media indicelui de calitate al aerului (ICA): **35**

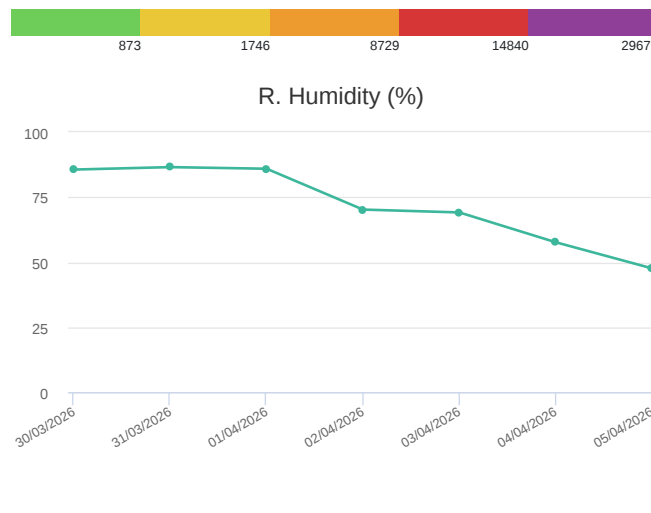
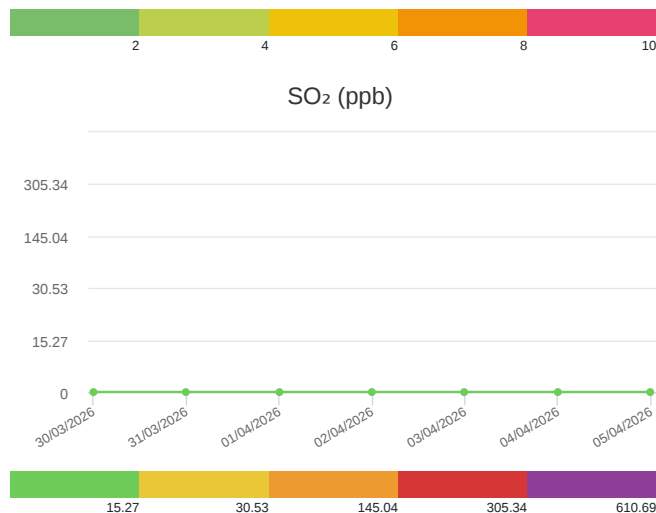
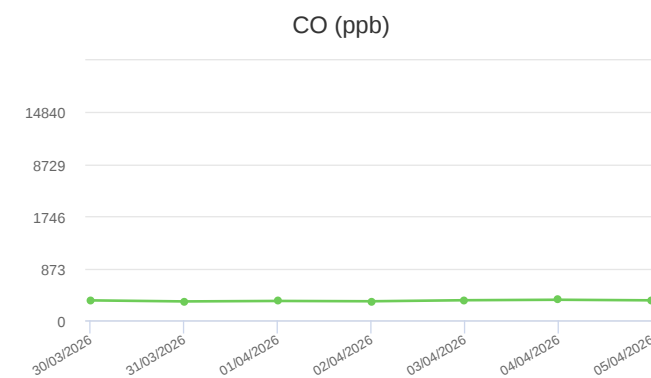
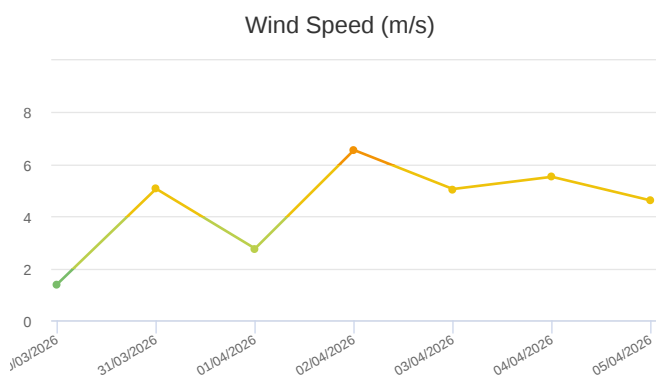
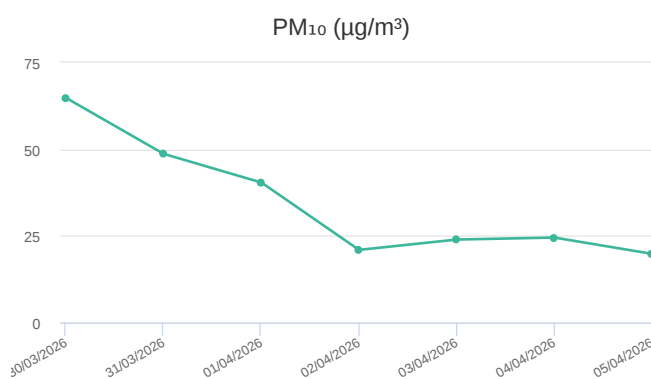
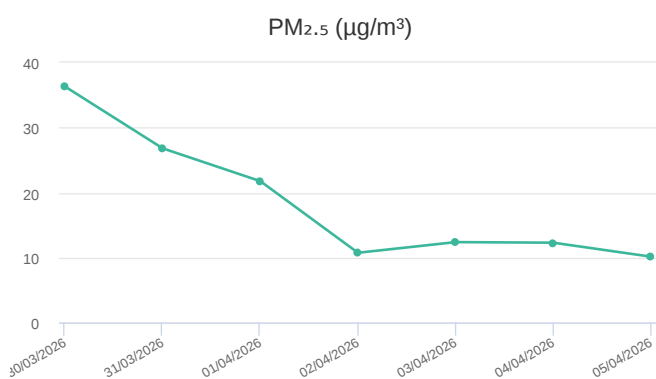
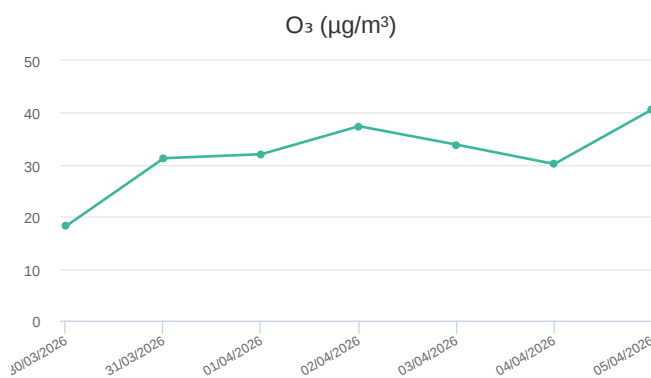
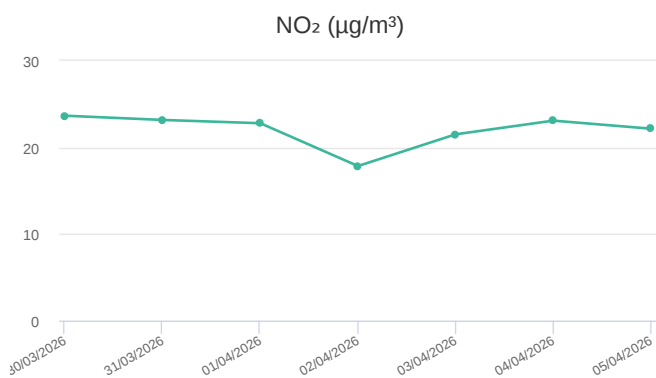
Prezentare generală zilnică: Parametrii indicelui de calitate al aerului (ICA)

	NO ₂ μg/m ³	O ₃ μg/m ³	PM _{2.5} μg/m ³	PM ₁₀ μg/m ³
Average	22.03	31.93	18.62	34.72
Maximum	23.66	40.61	36.31	64.8
Date	30/03/2026	05/04/2026	30/03/2026	30/03/2026
Minimum	17.85	18.2	10.13	19.81
Date	02/04/2026	30/03/2026	05/04/2026	05/04/2026

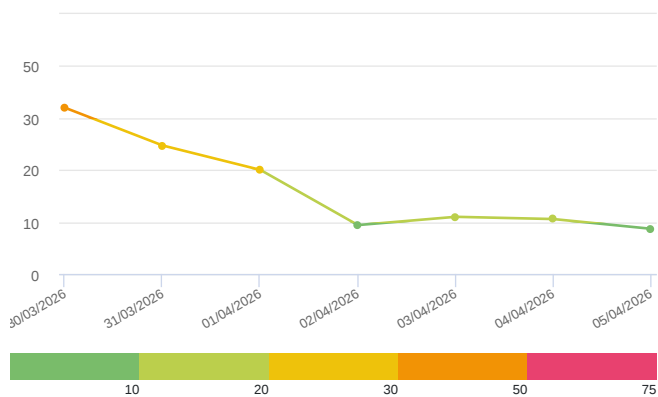
Prezentare generală zilnică: Alți parametri

	Wind Speed m/s	Wind Direction degree	Battery %	CO ppb	SO ₂ ppb	R. Humidity %	PM ₁ μg/m ³	PM ₁₀₀ μg/m ³	Pressure hPa	Temperature °C
Average	3.86	357.06	100	330.52	0	71.81	16.9	40.09	1003.37	11.62
Maximum	6.55	26.1	100	344.51	0	86.55	33.94	69.76	1009.22	17.48
Date	02/04/2026	02/04/2026	30/03/2026	04/04/2026	30/03/2026	31/03/2026	30/03/2026	30/03/2026	05/04/2026	05/04/2026
Minimum	1.39	350.37	100	317.27	0	47.6	8.69	25.14	997.21	7.23
Date	30/03/2026	30/03/2026	30/03/2026	31/03/2026	30/03/2026	05/04/2026	05/04/2026	05/04/2026	03/04/2026	01/04/2026

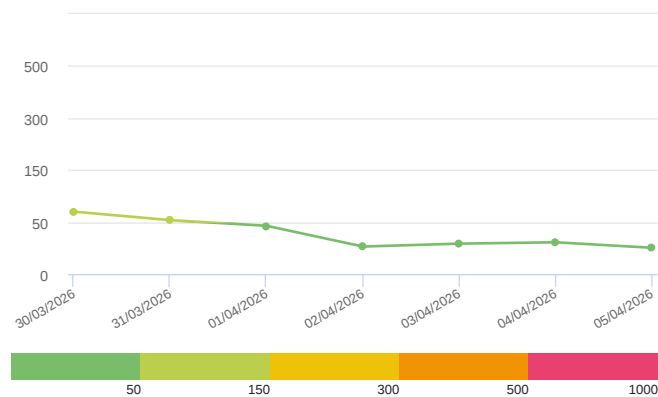
Media zilnică



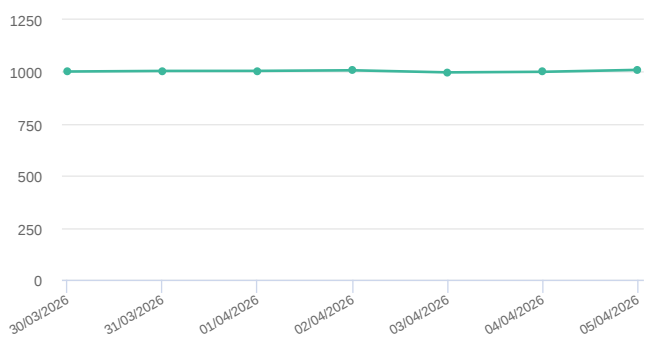
PM₁ (μg/m³)



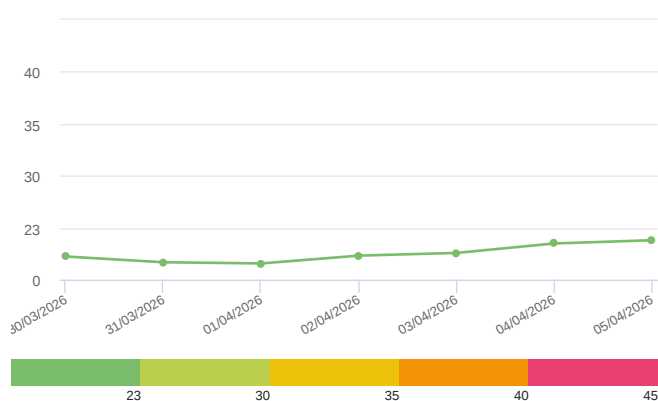
PM₁₀₀ (μg/m³)



Pressure (hPa)

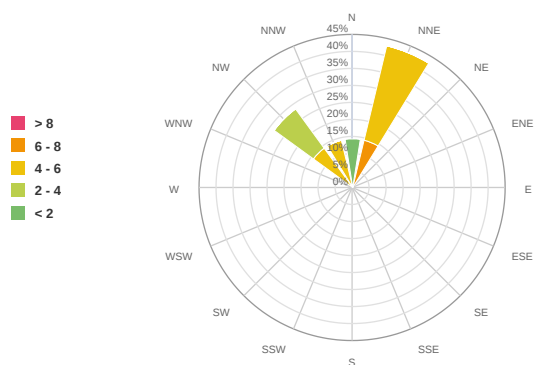


Temperature (°C)

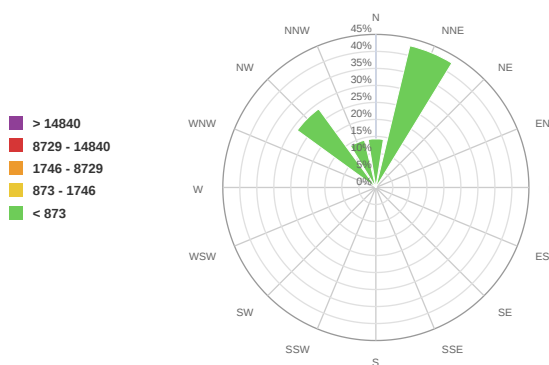


Media zilnică

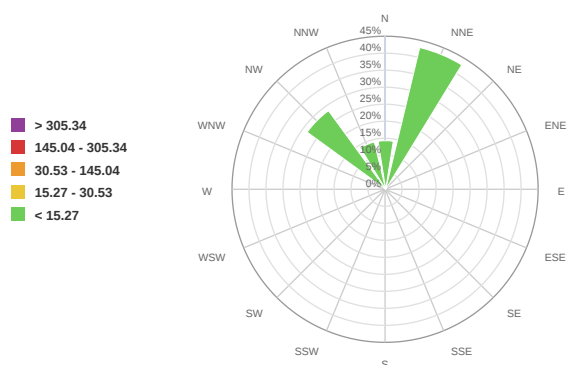
Wind Speed (m/s)



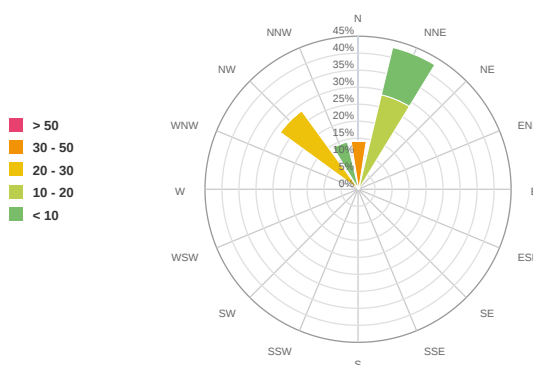
CO (ppb)



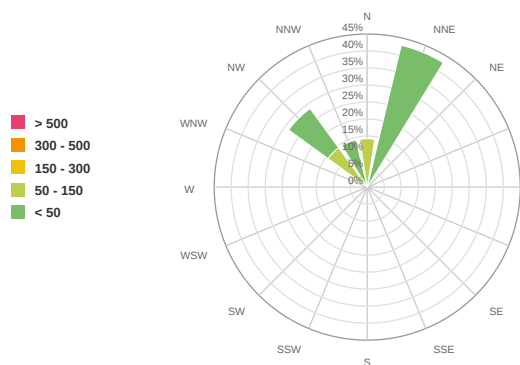
SO₂ (ppb)



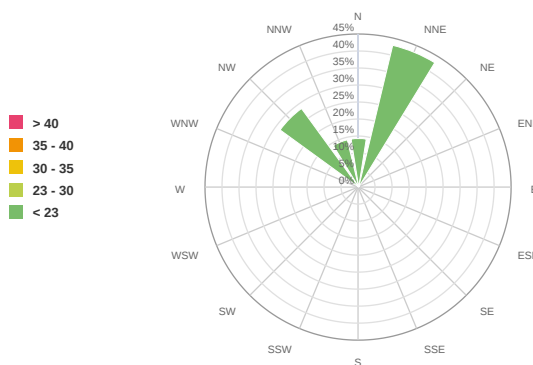
PM₁ (μg/m³)



PM₁₀₀ (μg/m³)



Temperature (°C)



Alerte

No alerts for the selected date and time range

Parametrii indicelui de calitate al aerului (ICA)

Media zilnică

To Date	NO ₂ μg/m ³	O ₃ μg/m ³	PM _{2.5} μg/m ³	PM ₁₀ μg/m ³
30/03/2026, 00:59	23.66	18.2	36.31	64.8
31/03/2026, 00:59	23.17	31.25	26.8	48.65
01/04/2026, 00:59	22.79	32.03	21.75	40.39
02/04/2026, 00:59	17.85	37.41	10.73	20.95
03/04/2026, 00:59	21.51	33.86	12.37	23.93
04/04/2026, 00:59	23.09	30.15	12.28	24.51
05/04/2026, 00:59	22.16	40.61	10.13	19.81

Alți parametri

Media zilnică

To Date	Wind Speed m/s	Wind Direction degree	Battery %	CO ppb	SO ₂ ppb	R. Humidity %	PM ₁ μg/m ³	PM ₁₀₀ μg/m ³	Pressure HPa	Temperature °C
30/03/2026, 00:59	1.39	350.37	100	334.56	0	85.61	33.94	69.76	1001.36	10.29
31/03/2026, 00:59	5.06	319.88	100	317.27	0	86.55	24.71	53.53	1004.15	7.73
01/04/2026, 00:59	2.76	308.38	100	324.77	0	85.93	20.02	46.28	1004.42	7.23
02/04/2026, 00:59	6.55	26.1	100	319.77	0	70.22	9.4	26.34	1007.22	10.67
03/04/2026, 00:59	5.05	23.05	100	337.36	0	69.12	10.99	29.13	997.21	11.87
04/04/2026, 00:59	5.52	14.45	100	344.51	0	57.65	10.56	30.44	1000.02	16.06
05/04/2026, 00:59	4.61	334.8	100	335.42	0	47.6	8.69	25.14	1009.22	17.48

Oizom will not be responsible for Environmental Data accuracy once Validated