

Consiliul Județean Timiș

WEEKLY AIR-QUALITY REPORT

Timp de la: **15/03/2026, 00:00**
Timp până la: **22/03/2026, 00:00**

Numele dispozitivului: **Consiliul Județean Timiș**
Locația dispozitivului: **Strada Nicu Filipescu 4, Timișoara 300201, Romania**

Parametrii: **CAQI , NO₂ , O₃ , PM_{2.5} , PM₁₀ , Wind Speed , Wind Direction , CO , SO₂ , R. Humidity , PM₁ , PM₁₀₀ , Pressure , Temperature**

Consiliul Județean Timiș
Strada Nicu Filipescu 4, Timișoara
300201, Romania



Media indicelui de calitate al aerului (ICA): **62**

Prezentare generală zilnică: Parametrii indicelui de calitate al aerului (ICA)

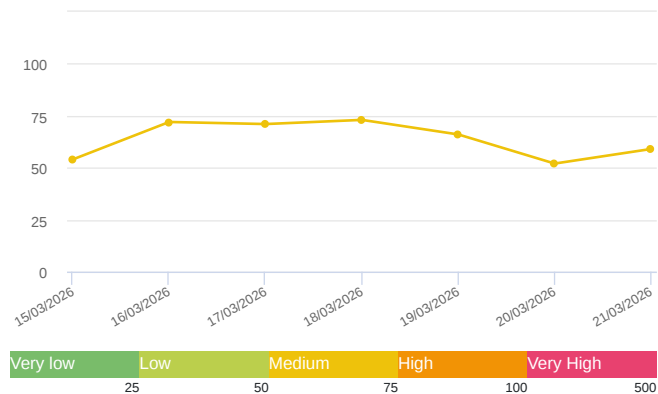
	CAQI AQI	NO ₂ μg/m ³	O ₃ μg/m ³	PM _{2.5} μg/m ³	PM ₁₀ μg/m ³
Average	62	44.53	28.72	13.9	67.7
Maximum	73	134.64	55.62	18.46	86.25
Date	18/03/2026	21/03/2026	15/03/2026	17/03/2026	18/03/2026
Minimum	52	18.2	0	9.43	39.67
Date	20/03/2026	15/03/2026	21/03/2026	21/03/2026	21/03/2026

Prezentare generală zilnică: Alți parametri

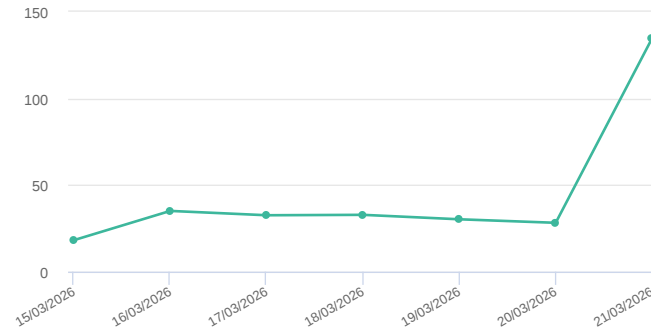
	Wind Speed m/s	Wind Direction degree	Battery %	CO ppb	SO ₂ ppb	R. Humidity %	PM ₁ μg/m ³	PM ₁₀₀ μg/m ³	Pressure hPa	Temperature °C
Average	1.41	71.88	100	334.16	2.51	44.03	11.12	110.93	1004.91	12.72
Maximum	2.98	26.46	100	373.23	2.53	46.01	15.07	126.28	1008.24	13.67
Date	20/03/2026	20/03/2026	15/03/2026	16/03/2026	20/03/2026	17/03/2026	17/03/2026	18/03/2026	19/03/2026	15/03/2026
Minimum	1.2	357.93	100	289.47	2.48	39.87	7.5	80.94	999.94	11.03
Date	17/03/2026	17/03/2026	15/03/2026	21/03/2026	17/03/2026	21/03/2026	21/03/2026	21/03/2026	15/03/2026	19/03/2026

Media zilnică

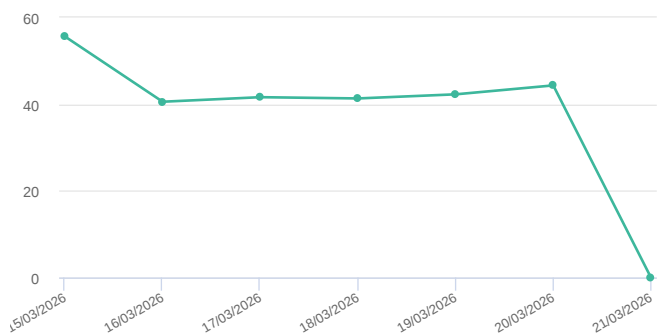
CAQI (AQI)



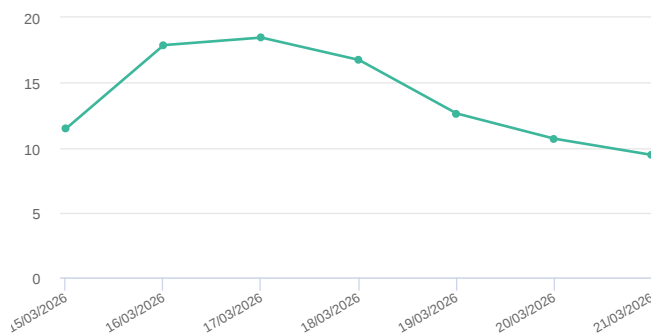
NO₂ (μg/m³)



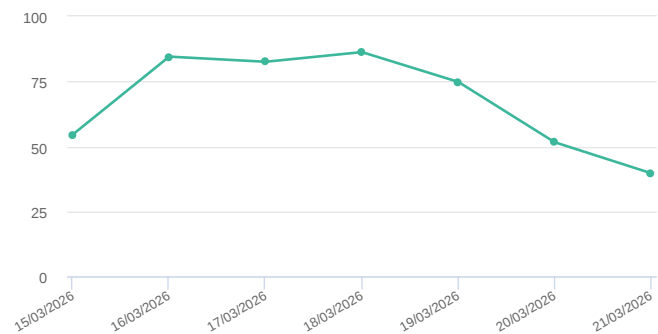
O₃ (μg/m³)



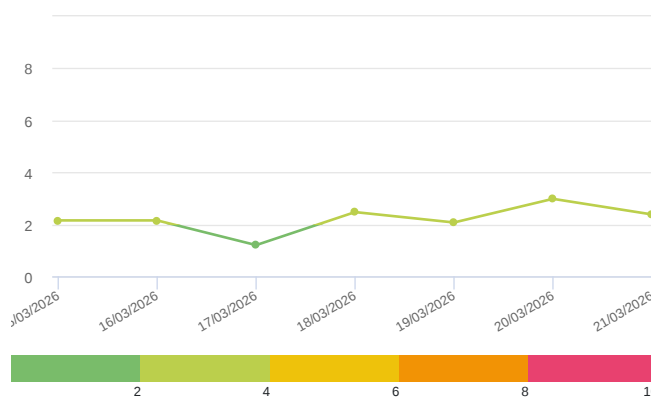
PM_{2.5} (μg/m³)



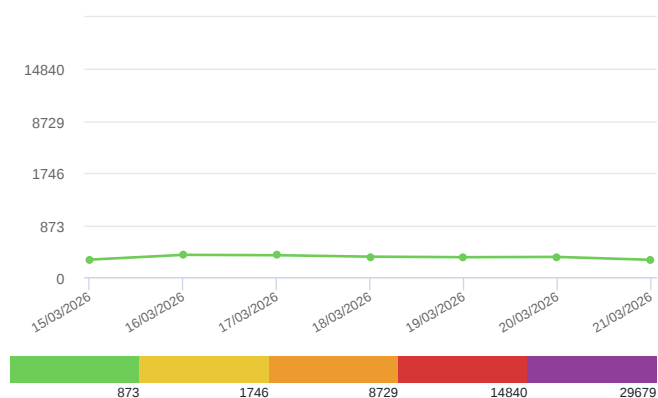
PM₁₀ (μg/m³)



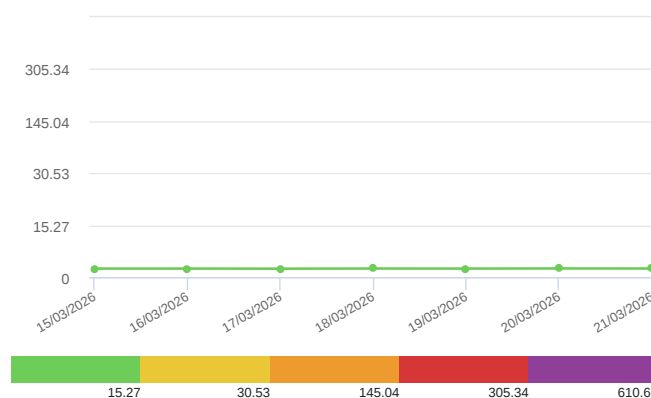
Wind Speed (m/s)

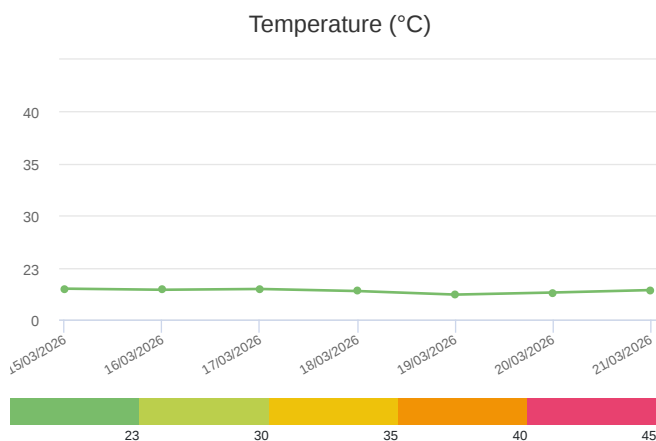
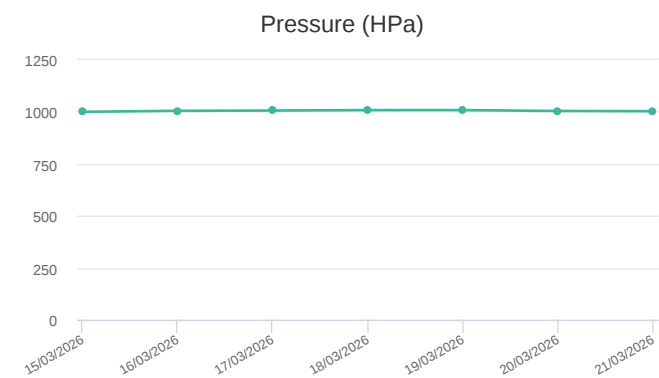
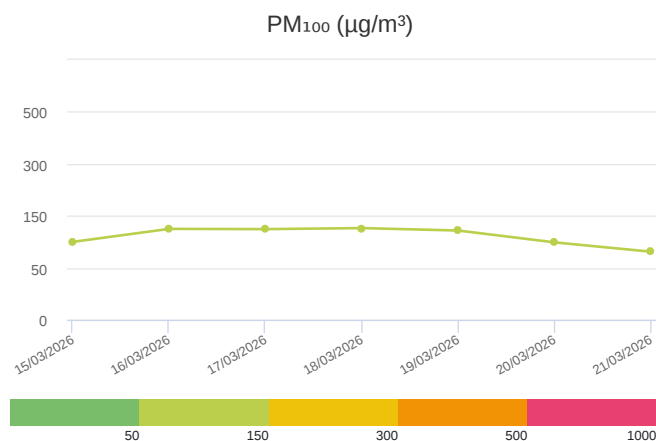
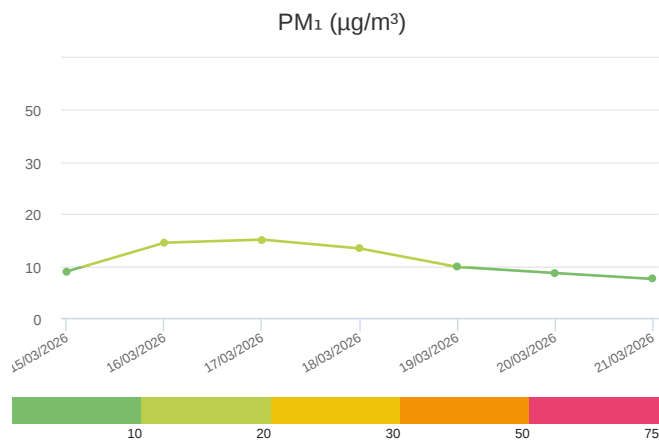
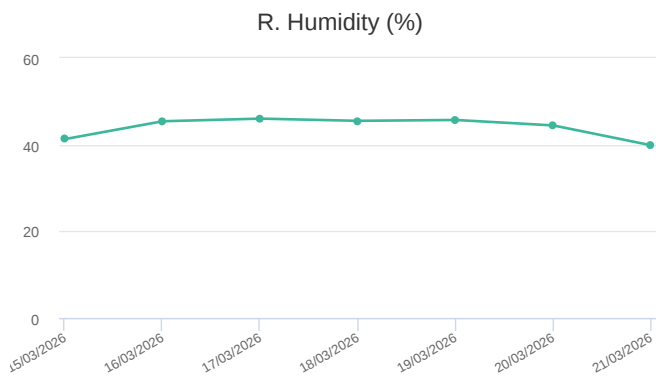


CO (ppb)



SO₂ (ppb)

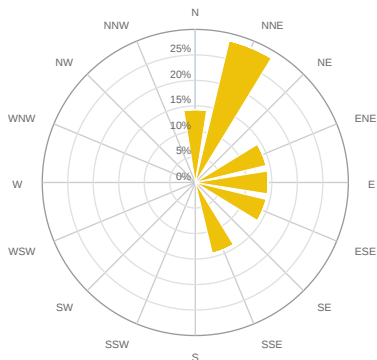




Media zilnică

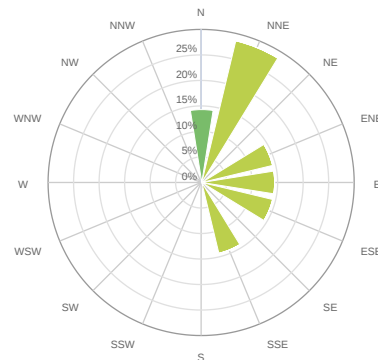
CAQI (AQI)

- > 100
- 75 - 100
- 50 - 75
- 25 - 50
- < 25



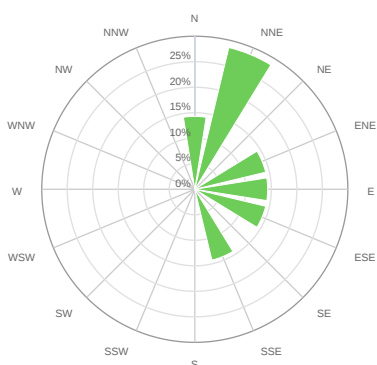
Wind Speed (m/s)

- > 8
- 6 - 8
- 4 - 6
- 2 - 4
- < 2



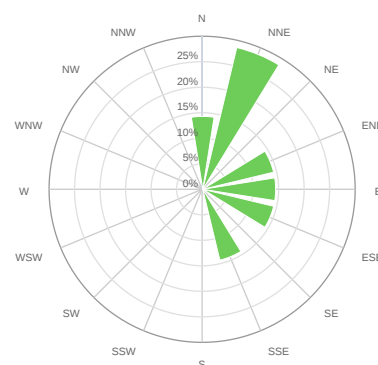
CO (ppb)

- > 14840
- 8729 - 14840
- 1746 - 8729
- 873 - 1746
- < 873



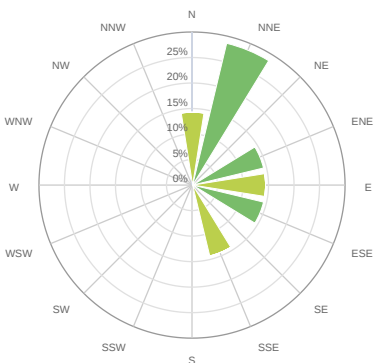
SO₂ (ppb)

- > 305.34
- 145.04 - 305.34
- 30.53 - 145.04
- 15.27 - 30.53
- < 15.27



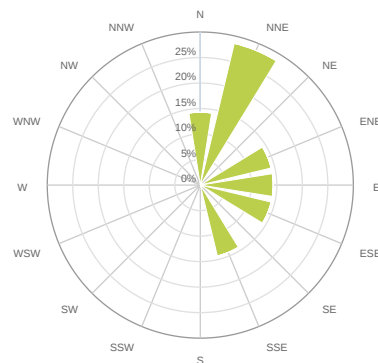
PM₁ (μg/m³)

- > 50
- 30 - 50
- 20 - 30
- 10 - 20
- < 10



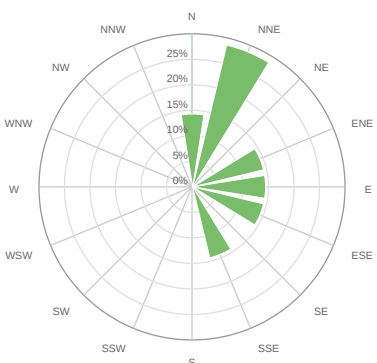
PM₁₀₀ (μg/m³)

- > 500
- 300 - 500
- 150 - 300
- 50 - 150
- < 50



Temperature (°C)

- > 40
- 35 - 40
- 30 - 35
- 23 - 30
- < 23



Alerte

No alerts for the selected date and time range

Parametrii indicelui de calitate al aerului (ICA)

Media zilnică

To Date	CAQI AQI	NO ₂ μg/m ³	O ₃ μg/m ³	PM _{2.5} μg/m ³	PM ₁₀ μg/m ³
15/03/2026, 23:59	54	18.2	55.62	11.46	54.56
16/03/2026, 23:59	72	35.07	40.57	17.88	84.51
17/03/2026, 23:59	71	32.57	41.62	18.46	82.53
18/03/2026, 23:59	73	32.81	41.33	16.74	86.25
19/03/2026, 23:59	66	30.24	42.28	12.62	74.79
20/03/2026, 23:59	52	28.21	44.34	10.68	51.58
21/03/2026, 23:59	59	134.64	0	9.43	39.67

Alți parametri

Media zilnică

To Date	Wind Speed m/s	Wind Direction degree	Battery %	CO ppb	SO ₂ ppb	R. Humidity %	PM ₁ μg/m ³	PM ₁₀₀ μg/m ³	Pressure HPa	Temperature °C
15/03/2026, 23:59	2.15	119.18	100	293.26	2.51	41.29	8.96	99.84	999.94	13.67
16/03/2026, 23:59	2.15	164.18	100	373.23	2.51	45.4	14.48	124.85	1004.86	13.19
17/03/2026, 23:59	1.2	357.93	100	367.42	2.48	46.01	15.07	124.26	1006.09	13.52
18/03/2026, 23:59	2.47	93.37	100	342.69	2.52	45.5	13.36	126.28	1008.19	12.61
19/03/2026, 23:59	2.07	23.46	100	334.18	2.51	45.7	9.81	121.57	1008.24	11.03
20/03/2026, 23:59	2.98	26.46	100	338.85	2.53	44.44	8.64	98.77	1003.97	11.97
21/03/2026, 23:59	2.38	76.58	100	289.47	2.52	39.87	7.5	80.94	1003.06	13.05

Oizom will not be responsible for Environmental Data accuracy once Validated