

Consiliul Județean Timiș

WEEKLY AIR-QUALITY REPORT

Timp de la: **22/02/2026, 00:00**
Timp până la: **01/03/2026, 00:00**

Numele dispozitivului: **Consiliul Județean Timiș**
Locația dispozitivului: **Strada Nicu Filipescu 4, Timișoara 300201, Romania**

Parametrii: **CAQI , NO₂ , O₃ , PM_{2.5} , PM₁₀ , Wind Speed , Wind Direction , CO , SO₂ , R. Humidity , PM₁ , PM₁₀₀ , Pressure , Temperature**

Consiliul Județean Timiș
Strada Nicu Filipescu 4, Timișoara
300201, Romania



Media indicelui de calitate al aerului (ICA): **56**

Prezentare generală zilnică: Parametrii indicelui de calitate al aerului (ICA)

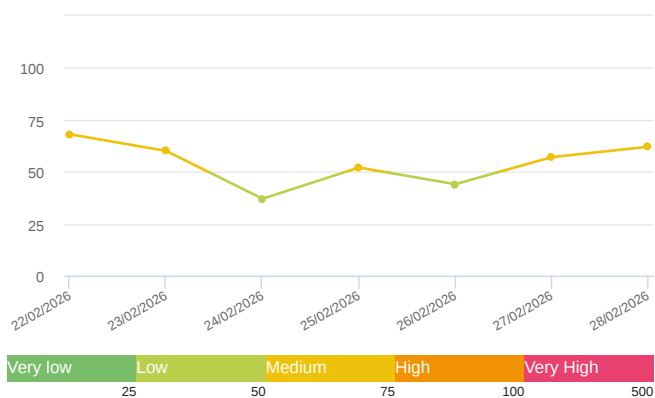
	CAQI AQI	NO ₂ μg/m ³	O ₃ μg/m ³	PM _{2.5} μg/m ³	PM ₁₀ μg/m ³
Average	56	32.5	35.25	19.39	57.71
Maximum	68	39.73	42.29	33.36	79.14
Date	22/02/2026	23/02/2026	22/02/2026	22/02/2026	22/02/2026
Minimum	37	23.8	27.32	11.4	36.6
Date	24/02/2026	22/02/2026	23/02/2026	26/02/2026	24/02/2026

Prezentare generală zilnică: Alți parametri

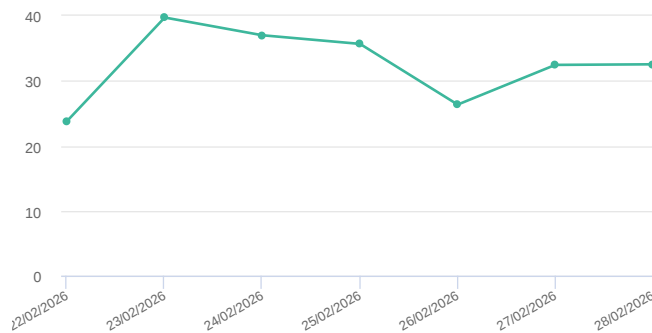
	Wind Speed m/s	Wind Direction degree	Battery %	CO ppb	SO ₂ ppb	R. Humidity %	PM ₁ μg/m ³	PM ₁₀₀ μg/m ³	Pressure hPa	Temperature °C
Average	0.49	266.49	100	400.37	2.51	66.6	17.35	96	1012.78	9.33
Maximum	4.47	294.89	100	482.23	2.53	78.54	30.68	119.32	1017.78	11.12
Date	24/02/2026	24/02/2026	22/02/2026	28/02/2026	22/02/2026	22/02/2026	22/02/2026	22/02/2026	26/02/2026	28/02/2026
Minimum	1.41	322.1	100	361.78	2.48	53.35	9.84	62.02	1005.14	6.11
Date	25/02/2026	25/02/2026	22/02/2026	24/02/2026	23/02/2026	28/02/2026	26/02/2026	24/02/2026	24/02/2026	22/02/2026

Media zilnică

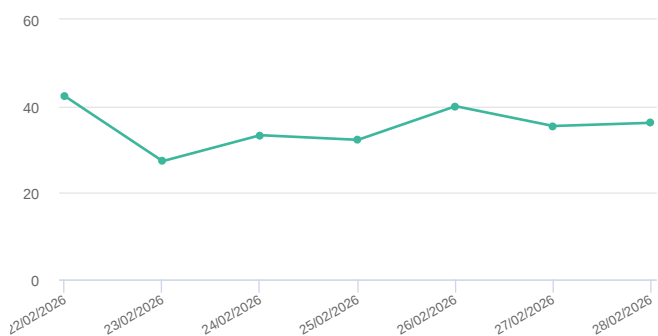
CAQI (AQI)



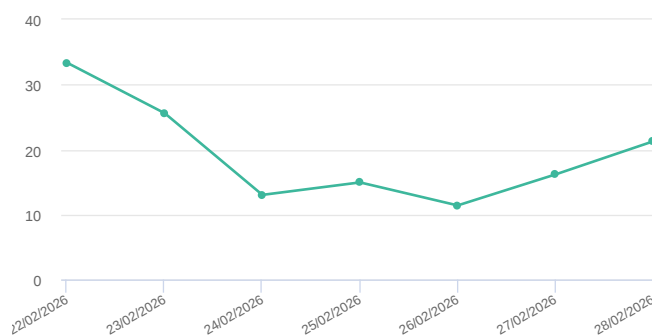
NO₂ (μg/m³)



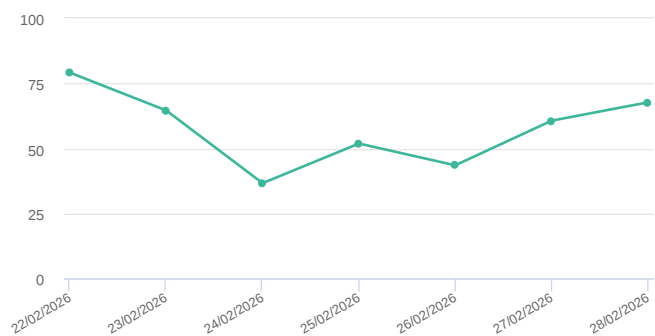
O₃ (μg/m³)



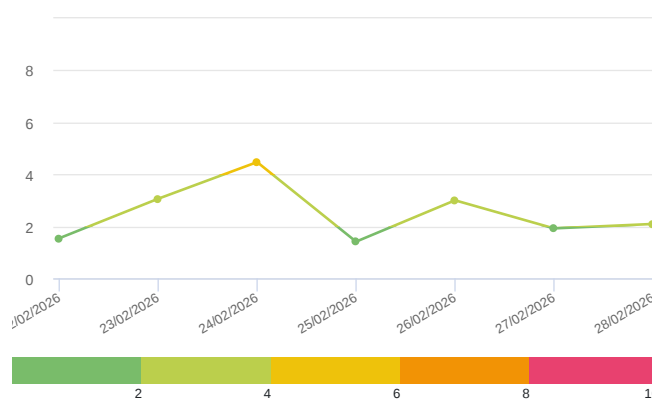
PM_{2.5} (μg/m³)



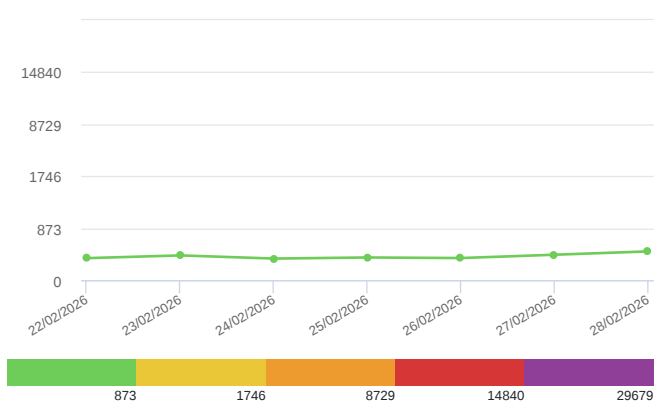
PM₁₀ (μg/m³)



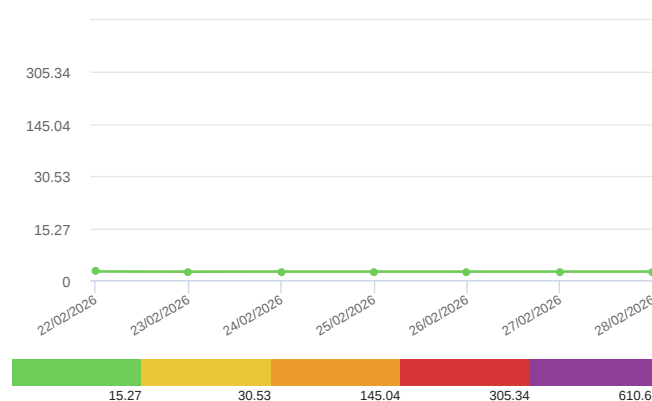
Wind Speed (m/s)



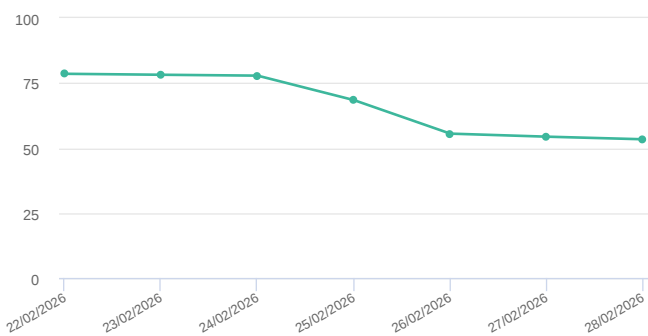
CO (ppb)



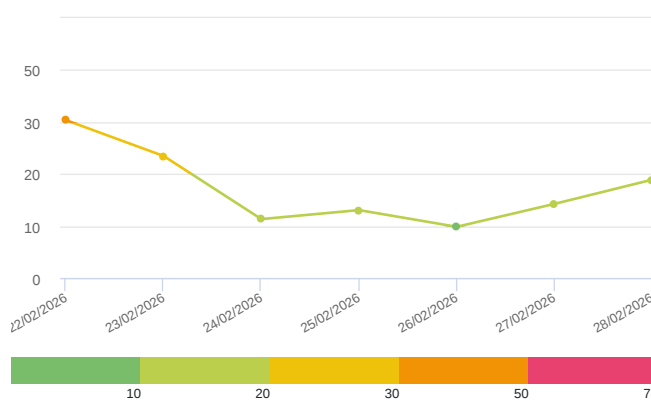
SO₂ (ppb)



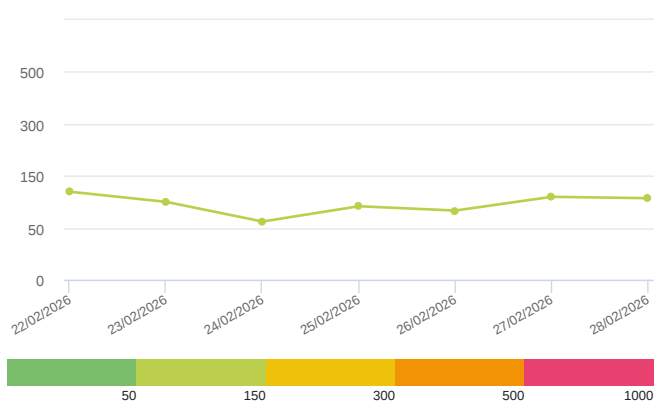
R. Humidity (%)



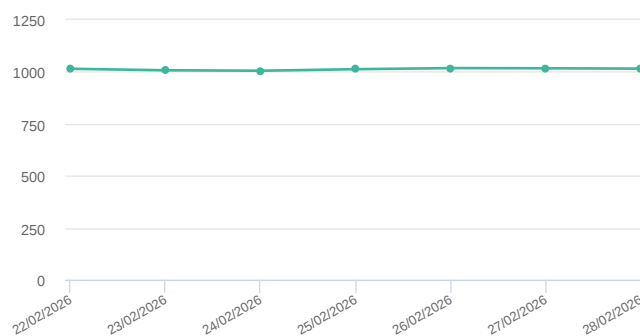
PM₁ (μg/m³)



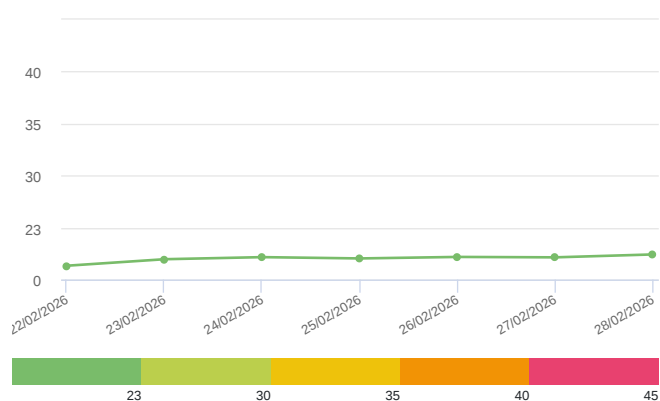
PM₁₀₀ (μg/m³)



Pressure (hPa)



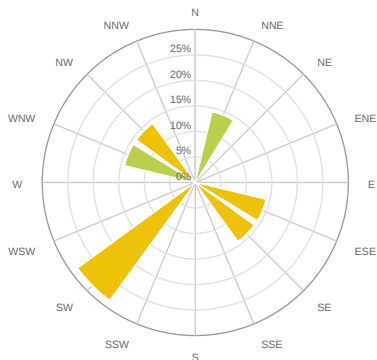
Temperature (°C)



Media zilnică

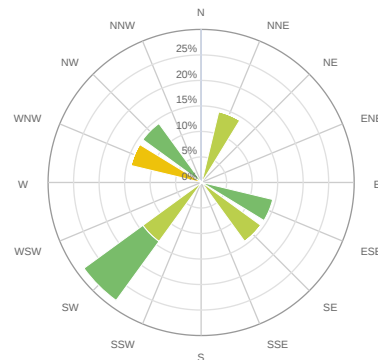
CAQI (AQI)

- > 100
- 75 - 100
- 50 - 75
- 25 - 50
- < 25



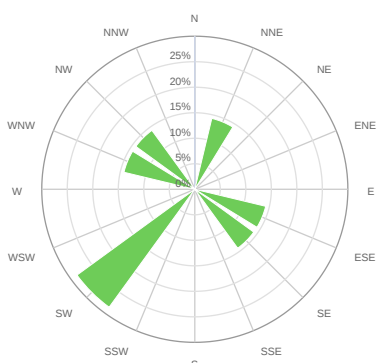
Wind Speed (m/s)

- > 8
- 6 - 8
- 4 - 6
- 2 - 4
- < 2



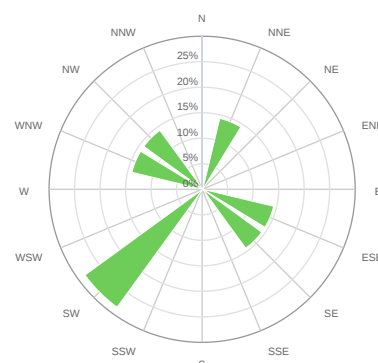
CO (ppb)

- > 14840
- 8729 - 14840
- 1746 - 8729
- 873 - 1746
- < 873



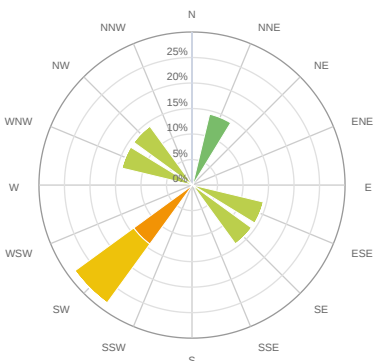
SO₂ (ppb)

- > 305.34
- 145.04 - 305.34
- 30.53 - 145.04
- 15.27 - 30.53
- < 15.27



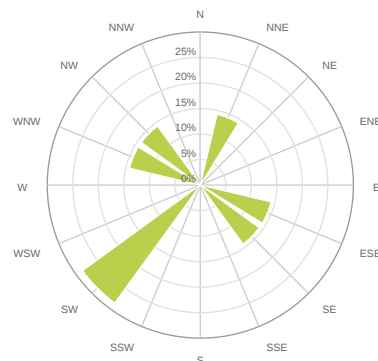
PM₁ (μg/m³)

- > 50
- 30 - 50
- 20 - 30
- 10 - 20
- < 10



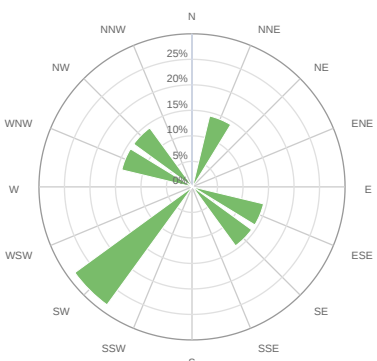
PM₁₀₀ (μg/m³)

- > 500
- 300 - 500
- 150 - 300
- 50 - 150
- < 50



Temperature (°C)

- > 40
- 35 - 40
- 30 - 35
- 23 - 30
- < 23



Alerte

No alerts for the selected date and time range

Parametrii indicelui de calitate al aerului (ICA)

Media zilnică

To Date	CAQI AQI	NO ₂ μg/m ³	O ₃ μg/m ³	PM _{2.5} μg/m ³	PM ₁₀ μg/m ³
22/02/2026, 23:59	68	23.8	42.29	33.36	79.14
23/02/2026, 23:59	60	39.73	27.32	25.59	64.58
24/02/2026, 23:59	37	37	33.31	13.02	36.6
25/02/2026, 23:59	52	35.67	32.24	14.94	51.84
26/02/2026, 23:59	44	26.33	40	11.4	43.48
27/02/2026, 23:59	57	32.44	35.43	16.16	60.64
28/02/2026, 23:59	62	32.53	36.17	21.25	67.69

Alți parametri

Media zilnică

To Date	Wind Speed m/s	Wind Direction degree	Battery %	CO ppb	SO ₂ ppb	R. Humidity %	PM ₁ μg/m ³	PM ₁₀₀ μg/m ³	Pressure HPa	Temperature °C
22/02/2026, 23:59	1.54	221.93	100	368.39	2.53	78.54	30.68	119.32	1014.48	6.11
23/02/2026, 23:59	3.06	219.18	100	415.07	2.48	78.17	23.45	99.81	1007.35	8.99
24/02/2026, 23:59	4.47	294.89	100	361.78	2.5	77.83	11.32	62.02	1005.14	9.92
25/02/2026, 23:59	1.41	322.1	100	379.42	2.51	68.42	13.05	91.42	1012.52	9.34
26/02/2026, 23:59	3	26.4	100	370.08	2.49	55.52	9.84	83.06	1017.78	10
27/02/2026, 23:59	1.92	116.24	100	425.65	2.5	54.35	14.24	109.52	1016.94	9.82
28/02/2026, 23:59	2.09	137.33	100	482.23	2.51	53.35	18.89	106.9	1015.24	11.12

Oizom will not be responsible for Environmental Data accuracy once Validated