

Consiliul Județean Timiș

WEEKLY AIR-QUALITY REPORT

Timp de la: **01/03/2026, 00:00**
Timp până la: **08/03/2026, 00:00**

Numele dispozitivului: **Consiliul Județean Timiș**
Locația dispozitivului: **Strada Nicu Filipescu 4, Timișoara 300201, Romania**

Parametrii: **CAQI , NO₂ , O₃ , PM_{2.5} , PM₁₀ , Wind Speed , Wind Direction , CO , SO₂ , R. Humidity , PM₁ , PM₁₀₀ , Pressure , Temperature**

Consiliul Județean Timiș
Strada Nicu Filipescu 4, Timișoara
300201, Romania



Media indicelui de calitate al aerului (ICA): **70**

Prezentare generală zilnică: Parametrii indicelui de calitate al aerului (ICA)

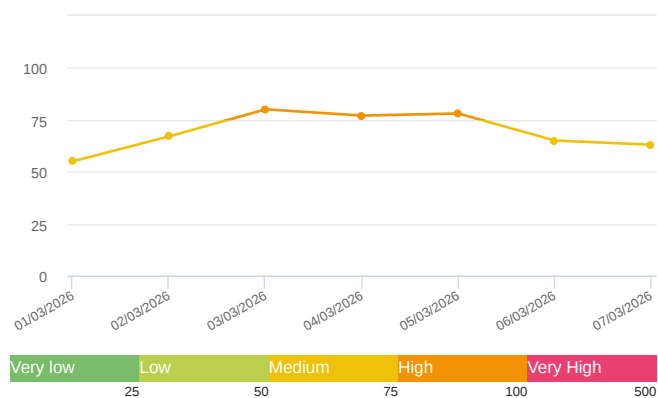
	CAQI AQI	NO ₂ μg/m ³	O ₃ μg/m ³	PM _{2.5} μg/m ³	PM ₁₀ μg/m ³
Average	70	35.91	33.34	26.2	82.05
Maximum	80	45.22	43.21	35.26	105.38
Date	03/03/2026	04/03/2026	07/03/2026	05/03/2026	03/03/2026
Minimum	55	25.35	24.38	19.58	56.97
Date	01/03/2026	07/03/2026	03/03/2026	01/03/2026	01/03/2026

Prezentare generală zilnică: Alți parametri

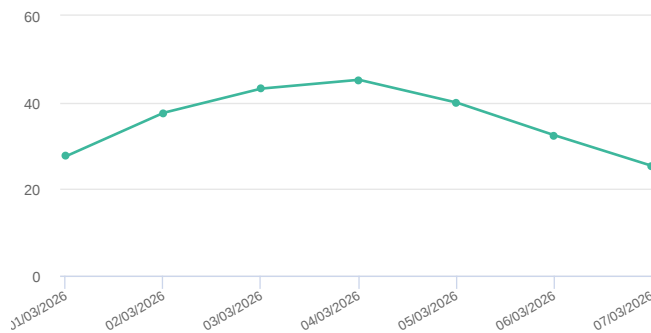
	Wind Speed m/s	Wind Direction degree	Battery %	CO ppb	SO ₂ ppb	R. Humidity %	PM ₁ μg/m ³	PM ₁₀₀ μg/m ³	Pressure hPa	Temperature °C
Average	0.98	69.31	100	461.03	2.49	53.02	23.65	124.48	1014.94	12.83
Maximum	3.08	32.82	100	566.31	2.5	58.77	32.3	148.71	1016.22	14.5
Date	06/03/2026	06/03/2026	01/03/2026	04/03/2026	06/03/2026	03/03/2026	05/03/2026	03/03/2026	03/03/2026	05/03/2026
Minimum	0.63	101.37	100	372.21	2.47	47.47	17.58	90.38	1013.52	9.72
Date	02/03/2026	02/03/2026	01/03/2026	06/03/2026	05/03/2026	06/03/2026	01/03/2026	01/03/2026	05/03/2026	02/03/2026

Media zilnică

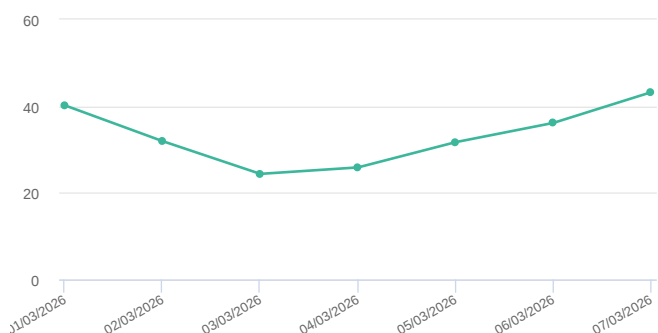
CAQI (AQI)



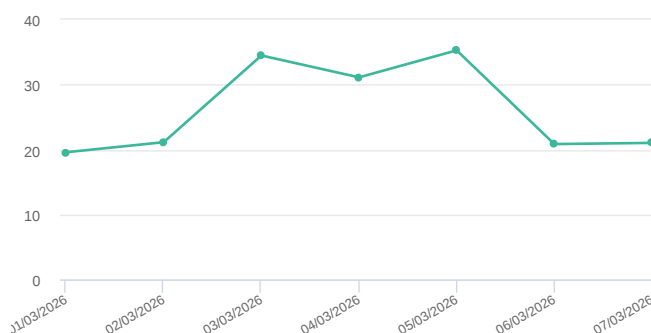
NO₂ (μg/m³)



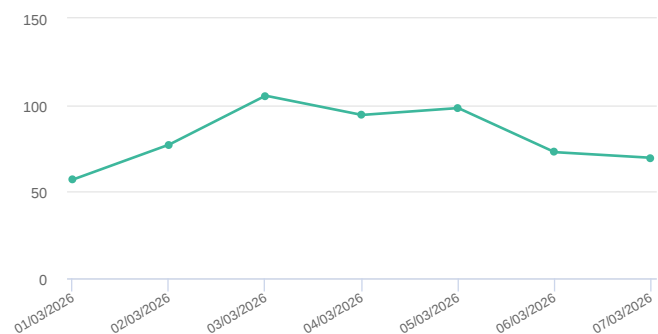
O₃ (μg/m³)



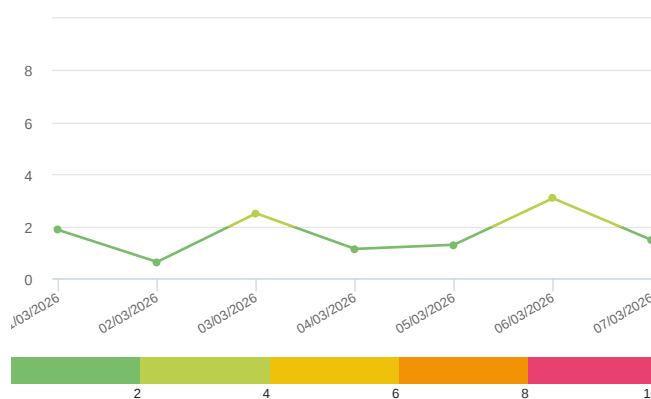
PM_{2.5} (μg/m³)



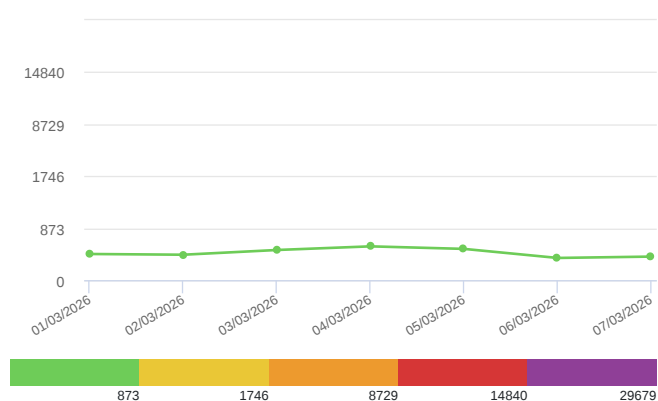
PM₁₀ (μg/m³)



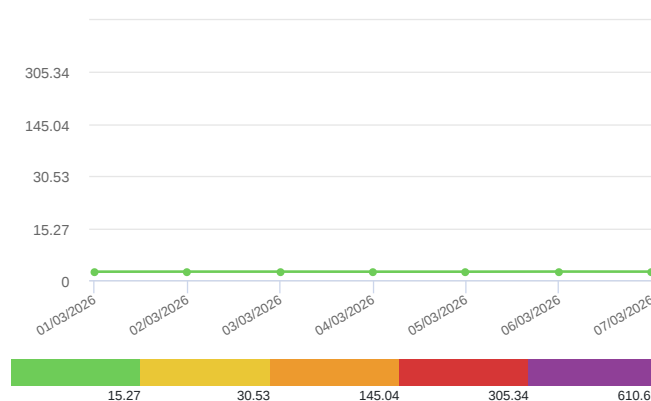
Wind Speed (m/s)

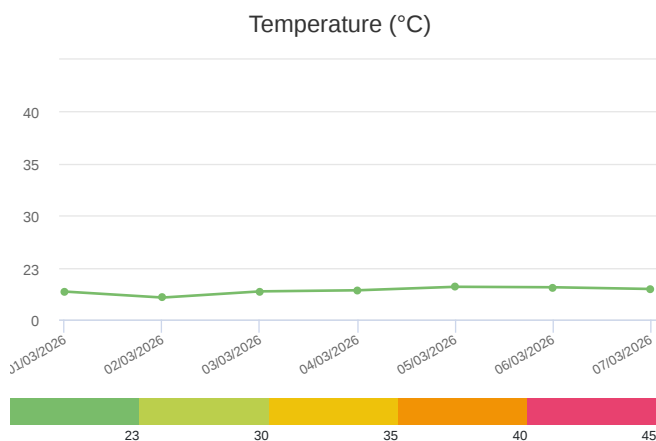
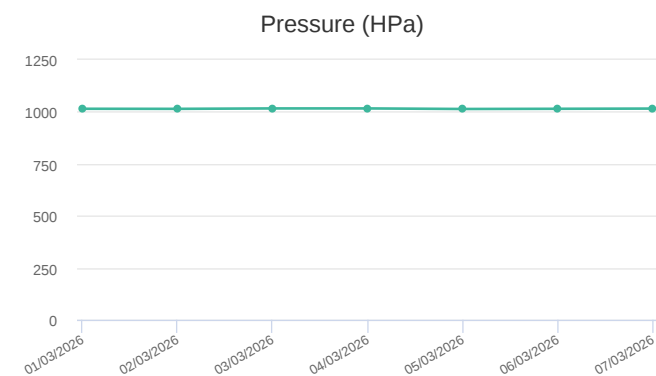
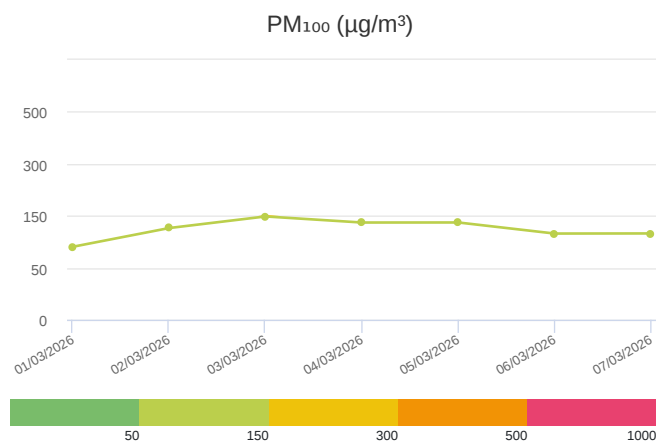
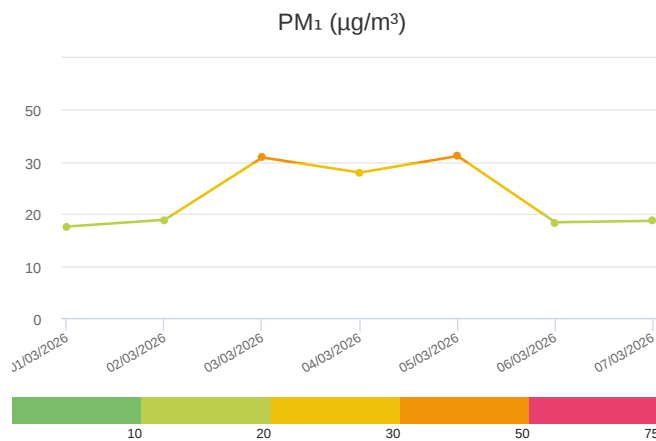
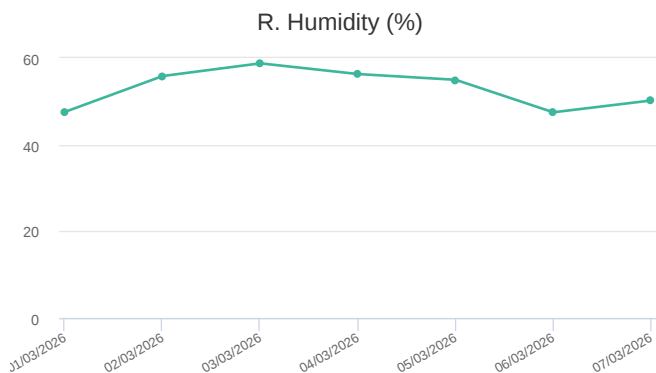


CO (ppb)



SO₂ (ppb)

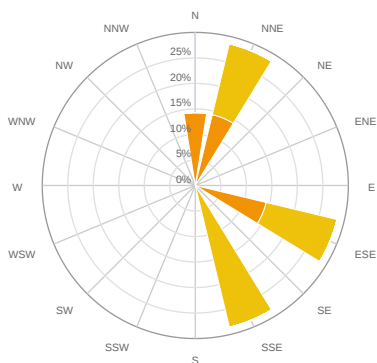




Media zilnică

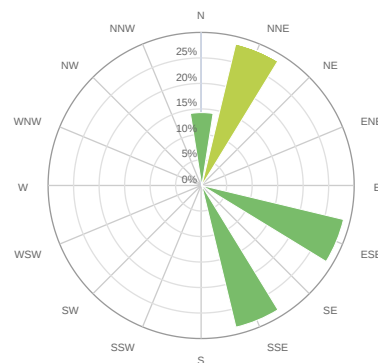
CAQI (AQI)

- > 100
- 75 - 100
- 50 - 75
- 25 - 50
- < 25



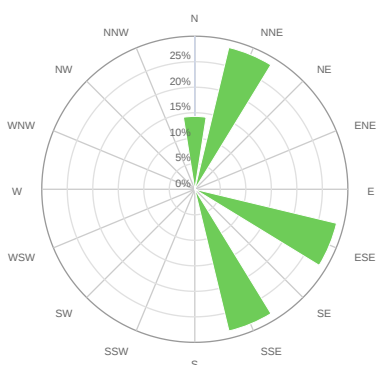
Wind Speed (m/s)

- > 8
- 6 - 8
- 4 - 6
- 2 - 4
- < 2



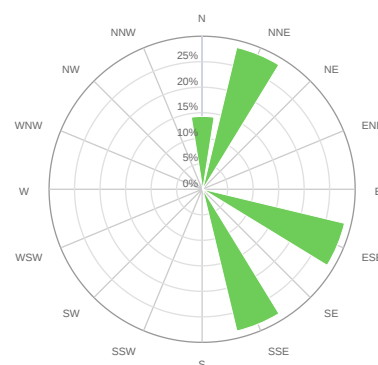
CO (ppb)

- > 14840
- 8729 - 14840
- 1746 - 8729
- 873 - 1746
- < 873



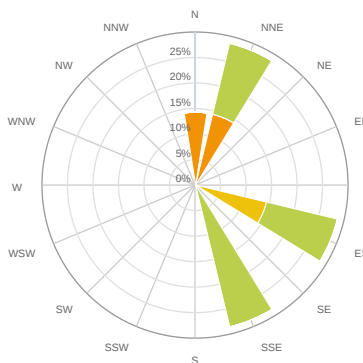
SO₂ (ppb)

- > 305.34
- 145.04 - 305.34
- 30.53 - 145.04
- 15.27 - 30.53
- < 15.27



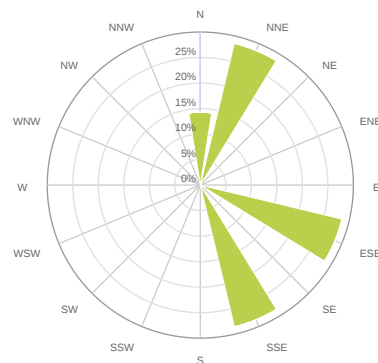
PM₁ (μg/m³)

- > 50
- 30 - 50
- 20 - 30
- 10 - 20
- < 10



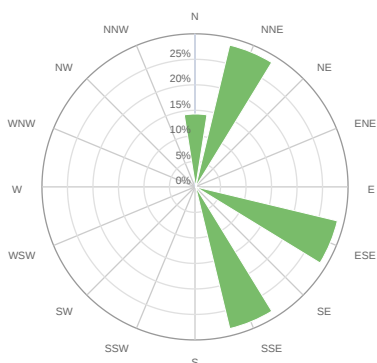
PM₁₀₀ (μg/m³)

- > 500
- 300 - 500
- 150 - 300
- 50 - 150
- < 50



Temperature (°C)

- > 40
- 35 - 40
- 30 - 35
- 23 - 30
- < 23



Alerte

No alerts for the selected date and time range

Parametrii indicelui de calitate al aerului (ICA)

Media zilnică

To Date	CAQI AQI	NO ₂ μg/m ³	O ₃ μg/m ³	PM _{2.5} μg/m ³	PM ₁₀ μg/m ³
01/03/2026, 23:59	55	27.58	40.18	19.58	56.97
02/03/2026, 23:59	67	37.61	31.93	21.13	77.17
03/03/2026, 23:59	80	43.19	24.38	34.47	105.38
04/03/2026, 23:59	77	45.22	25.87	31.11	94.27
05/03/2026, 23:59	78	39.96	31.7	35.26	98.24
06/03/2026, 23:59	65	32.43	36.14	20.84	72.8
07/03/2026, 23:59	63	25.35	43.21	21.02	69.55

Alți parametri

Media zilnică

To Date	Wind Speed m/s	Wind Direction degree	Battery %	CO ppb	SO ₂ ppb	R. Humidity %	PM ₁ μg/m ³	PM ₁₀₀ μg/m ³	Pressure HPa	Temperature °C
01/03/2026, 23:59	1.86	149.58	100	438.64	2.48	47.57	17.58	90.38	1014.53	12.37
02/03/2026, 23:59	0.63	101.37	100	426.17	2.49	55.84	18.88	126.4	1014.16	9.72
03/03/2026, 23:59	2.5	31.1	100	505.6	2.49	58.77	31.74	148.71	1016.22	12.46
04/03/2026, 23:59	1.13	122.49	100	566.31	2.48	56.3	27.96	136.99	1016.21	12.94
05/03/2026, 23:59	1.29	7.28	100	523.51	2.47	54.97	32.3	137.1	1013.52	14.5
06/03/2026, 23:59	3.08	32.82	100	372.21	2.5	47.47	18.4	115.82	1014.45	14.29
07/03/2026, 23:59	1.47	148.46	100	394.76	2.49	50.19	18.68	115.97	1015.48	13.52

Oizom will not be responsible for Environmental Data accuracy once Validated