

Consiliul Județean Timiș

WEEKLY AIR-QUALITY REPORT

Timp de la: **26/04/2026, 00:00**
Timp până la: **03/05/2026, 00:00**

Numele dispozitivului: **Consiliul Județean Timiș**
Locația dispozitivului: **Strada Nicu Filipescu 4, Timișoara 300201, Romania**

Parametrii: **CAQI , PM₁₀ , PM_{2.5} , NO₂ , O₃ , CO , Temperature , Wind Speed , Wind Direction , SO₂ , R. Humidity , PM₁ , PM₁₀₀ , Pressure**

Consiliul Județean Timiș
Strada Nicu Filipescu 4, Timișoara
300201, Romania



Media indicelui de calitate al aerului (ICA): **40**

Prezentare generală zilnică: Parametrii indicelui de calitate al aerului (ICA)

	CAQI AQI	PM ₁₀ μg/m ³	PM _{2.5} μg/m ³	NO ₂ μg/m ³	O ₃ μg/m ³
Average	40	39.6	6.53	23.6	51.47
Maximum	50	49.73	8.85	26.45	55.08
Date	26/04/2026	26/04/2026	26/04/2026	27/04/2026	28/04/2026
Minimum	34	33.49	5.45	21.6	49.23
Date	01/05/2026	02/05/2026	27/04/2026	30/04/2026	02/05/2026

The data shown above is based on Media zilnică .

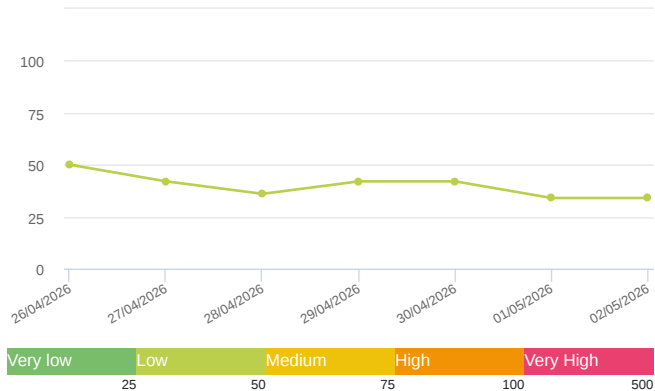
Prezentare generală zilnică: Alți parametri

	CO ppb	Temperature °C	Wind Speed m/s	Wind Direction degree	Battery %	SO ₂ ppb	R. Humidity %	PM ₁ μg/m ³	PM ₁₀₀ μg/m ³	Pressure HPa
Average	315.22	16.21	3.38	19.33	100	3.08	39.47	4.62	77.98	1009.36
Maximum	324.9	18.5	6	7.96	100	4.24	43.88	6.46	91.74	1013.69
Date	26/04/2026	26/04/2026	30/04/2026	30/04/2026	26/04/2026	26/04/2026	01/05/2026	26/04/2026	30/04/2026	01/05/2026
Minimum	302.35	13.3	2.45	336.08	100	2.51	36.06	3.38	70.54	1004.04
Date	30/04/2026	30/04/2026	26/04/2026	26/04/2026	26/04/2026	30/04/2026	30/04/2026	27/04/2026	02/05/2026	26/04/2026

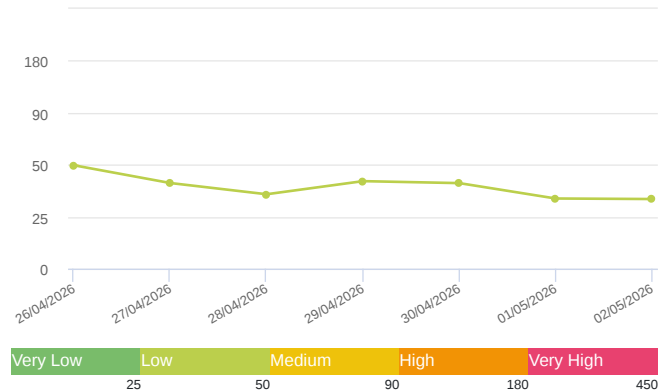
The data shown above is based on Media zilnică .

Media zilnică

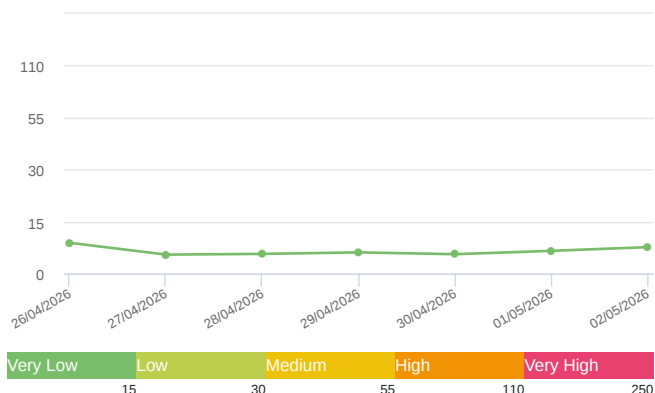
CAQI (AQI)



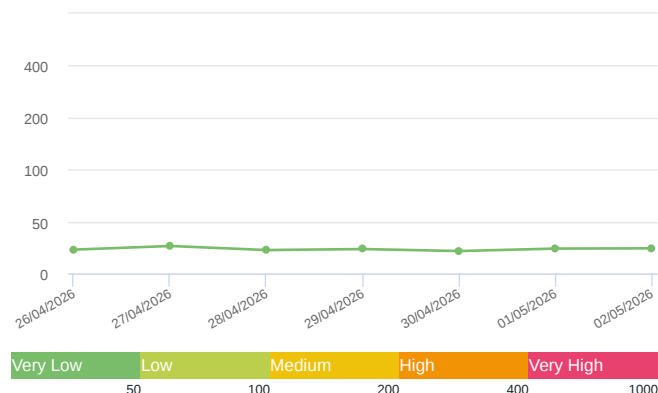
PM₁₀ (μg/m³)



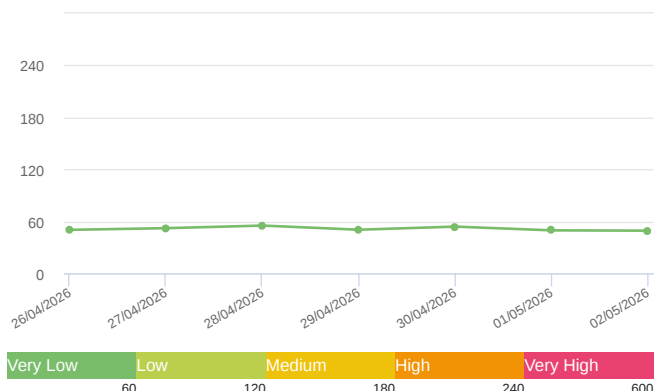
PM_{2.5} (μg/m³)



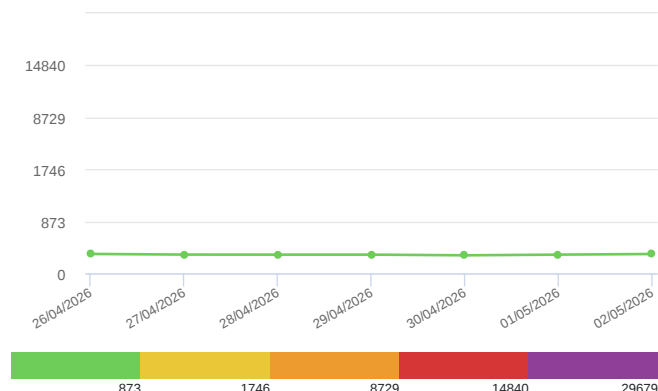
NO₂ (μg/m³)



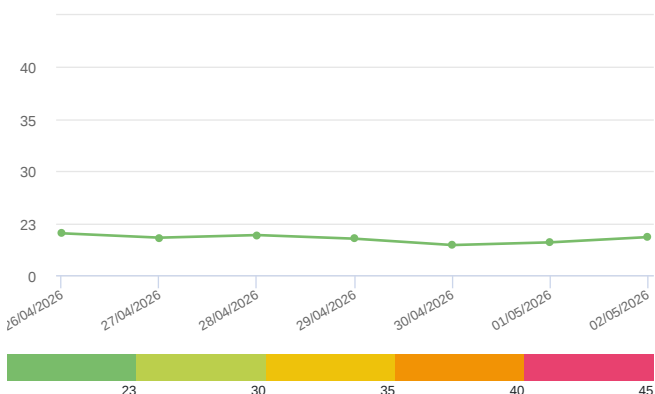
O₃ (μg/m³)



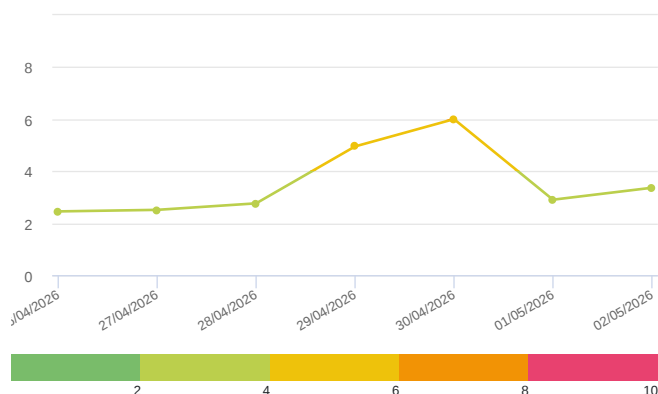
CO (ppb)



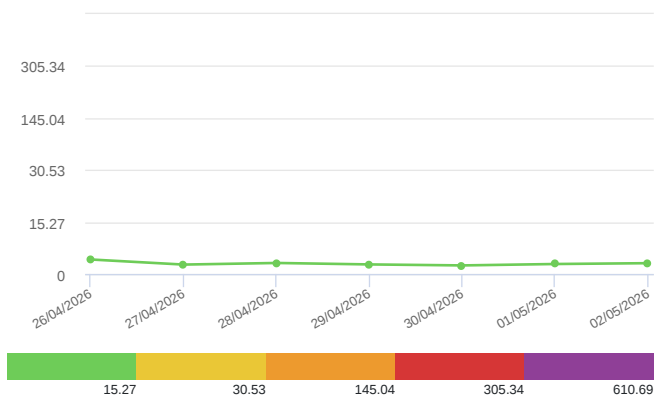
Temperature (°C)



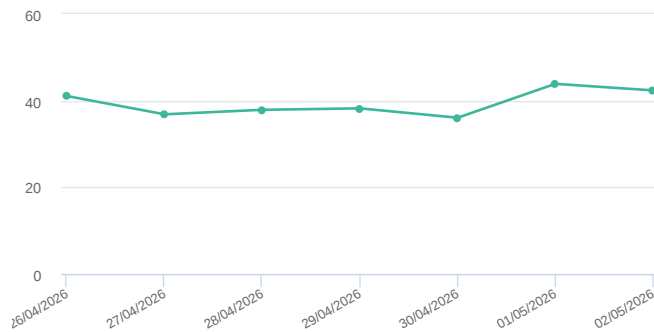
Wind Speed (m/s)



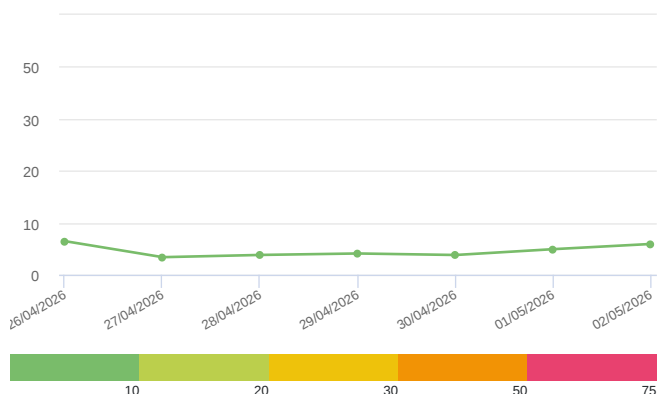
SO₂ (ppb)



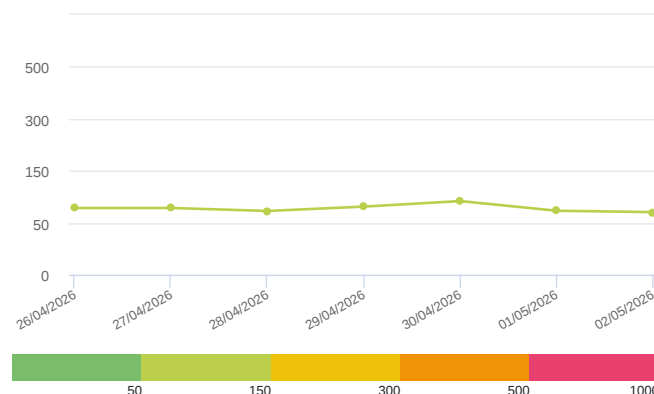
R. Humidity (%)



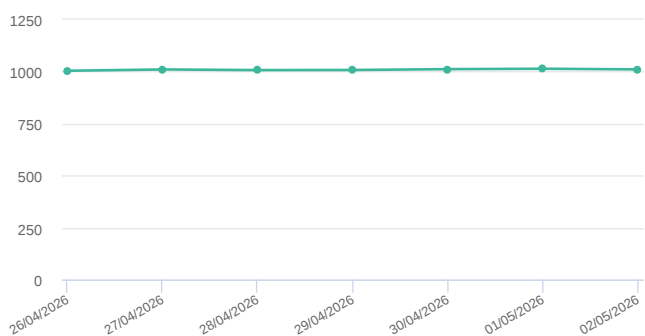
PM₁ (μg/m³)



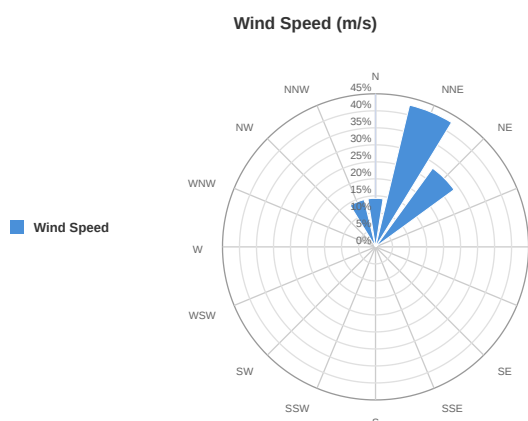
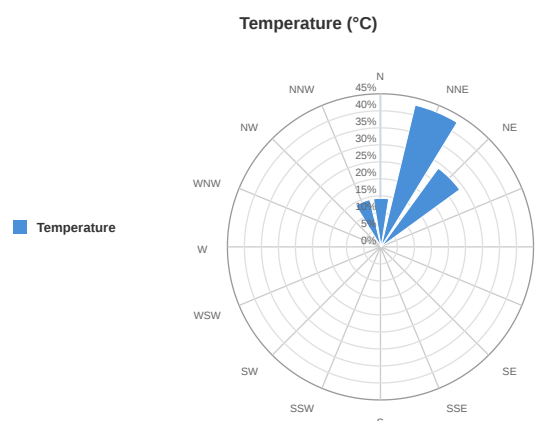
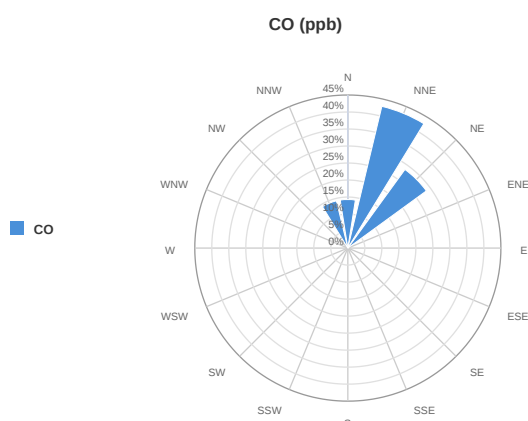
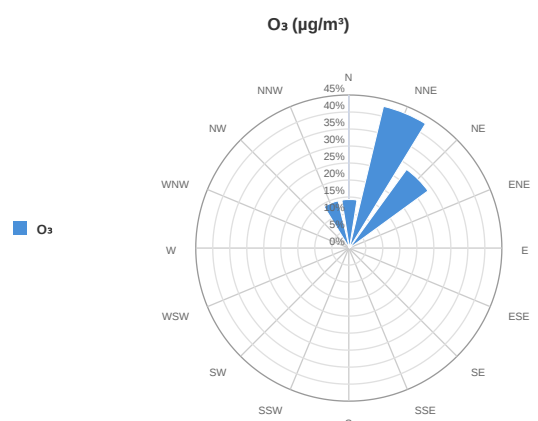
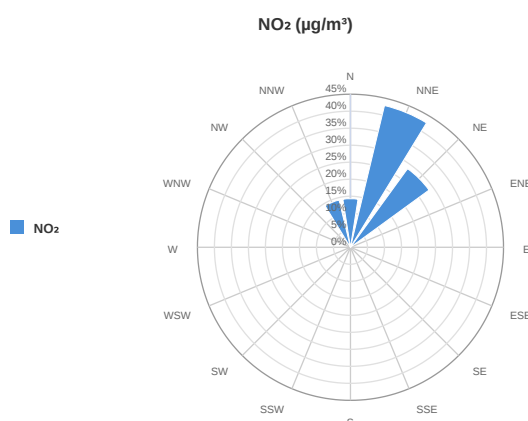
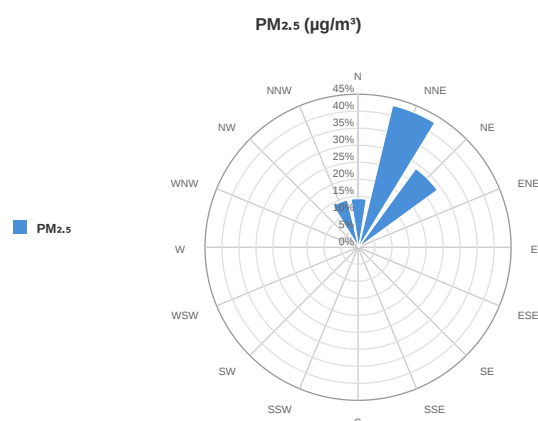
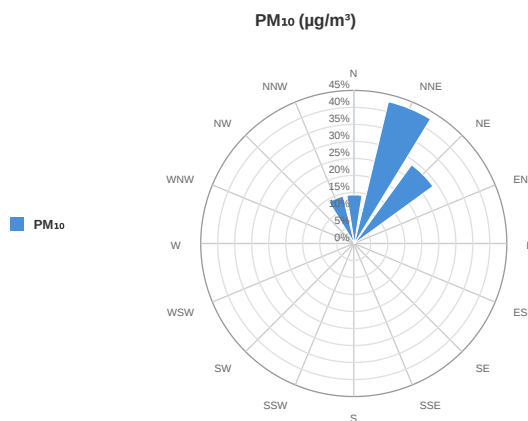
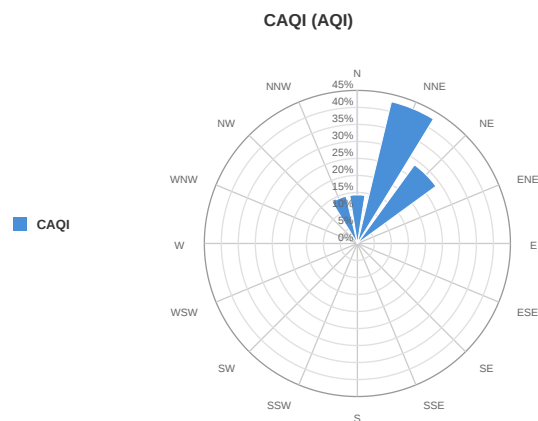
PM₁₀₀ (μg/m³)



Pressure (hPa)

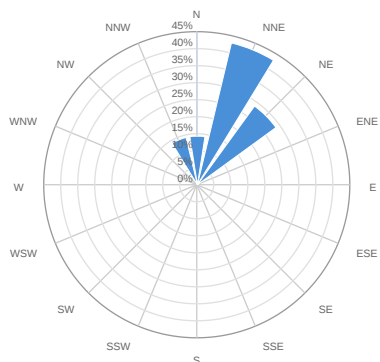


Media zilnică



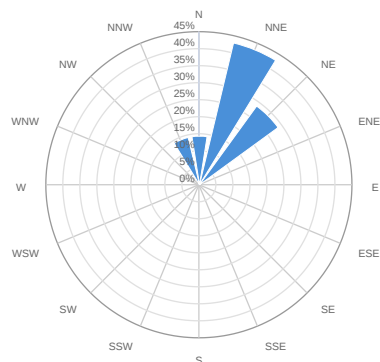
SO₂ (ppb)

■ SO₂



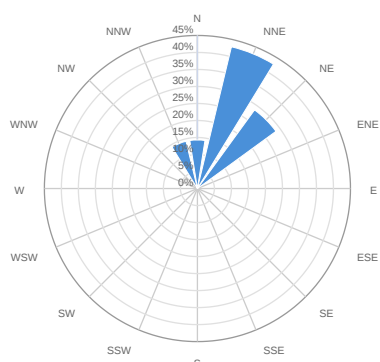
R. Humidity (%)

■ R. Humidity



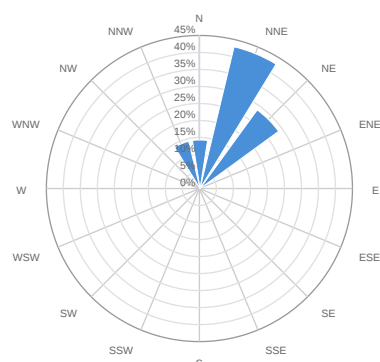
PM₁ (μg/m³)

■ PM₁



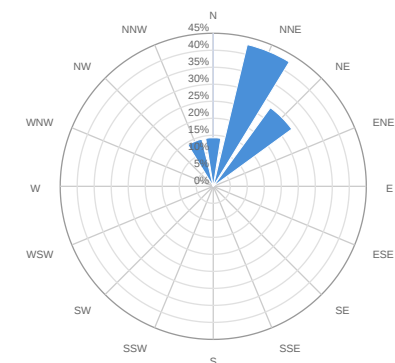
PM₁₀₀ (μg/m³)

■ PM₁₀₀



Pressure (HPa)

■ Pressure



Alerte

No alerts for the selected date and time range

Parametrii indicelui de calitate al aerului (ICA)

Media zilnică

To Date	CAQI AQI	PM ₁₀ μg/m ³	PM _{2.5} μg/m ³	NO ₂ μg/m ³	O ₃ μg/m ³
26/04/2026, 23:59	50	49.73	8.85	22.94	50.18
27/04/2026, 23:59	42	41.2	5.45	26.45	52.07
28/04/2026, 23:59	36	35.81	5.66	22.57	55.08
29/04/2026, 23:59	42	42.1	6.09	23.49	50.27
30/04/2026, 23:59	42	41.16	5.56	21.6	53.88
01/05/2026, 23:59	34	33.76	6.54	23.96	49.58
02/05/2026, 23:59	34	33.49	7.6	24.19	49.23

Alți parametri

Media zilnică

To Date	CO ppb	Temperature °C	Wind Speed m/s	Wind Direction degree	Battery %	SO ₂ ppb	R. Humidity %	PM ₁ μg/m ³	PM ₁₀₀ μg/m ³	Pressure HPa
26/04/2026, 23:59	324.9	18.5	2.45	336.08	100	4.24	41.06	6.46	78.28	1004.04
27/04/2026, 23:59	314.37	16.55	2.51	47.64	100	2.75	36.85	3.38	78.44	1010.32
28/04/2026, 23:59	313.82	17.72	2.76	40.58	100	3.22	37.89	3.81	72.69	1007.25
29/04/2026, 23:59	313.34	16.1	4.95	20.98	100	2.8	38.22	4.09	81.12	1007.77
30/04/2026, 23:59	302.35	13.3	6	7.96	100	2.51	36.06	3.8	91.74	1011.83
01/05/2026, 23:59	313.5	14.48	2.9	23.43	100	2.91	43.88	4.92	73.08	1013.69
02/05/2026, 23:59	324.22	16.82	3.36	24.81	100	3.16	42.37	5.92	70.54	1010.63

Oizom will not be responsible for Environmental Data accuracy once Validated