

Consiliul Județean Timiș

WEEKLY AIR-QUALITY REPORT

Timp de la: **19/04/2026, 00:00**
Timp până la: **26/04/2026, 00:00**

Numele dispozitivului: **Consiliul Județean Timiș**
Locația dispozitivului: **Strada Nicu Filipescu 4, Timișoara 300201, Romania**

Parametrii: **CAQI , PM₁₀ , PM_{2.5} , NO₂ , O₃ , CO , Temperature , Wind Speed , Wind Direction , SO₂ , R. Humidity , PM₁ , PM₁₀₀ , Pressure**

Consiliul Județean Timiș
Strada Nicu Filipescu 4, Timișoara
300201, Romania



Media indicelui de calitate al aerului (ICA): **43**

Prezentare generală zilnică: Parametrii indicelui de calitate al aerului (ICA)

	CAQI AQI	PM ₁₀ μg/m ³	PM _{2.5} μg/m ³	NO ₂ μg/m ³	O ₃ μg/m ³
Average	43	42.7	9.47	29.46	43.24
Maximum	54	54.82	11.22	36.9	49.31
Date	23/04/2026	23/04/2026	23/04/2026	20/04/2026	22/04/2026
Minimum	31	30.57	7.7	23.36	34.94
Date	21/04/2026	21/04/2026	21/04/2026	22/04/2026	20/04/2026

The data shown above is based on Media zilnică .

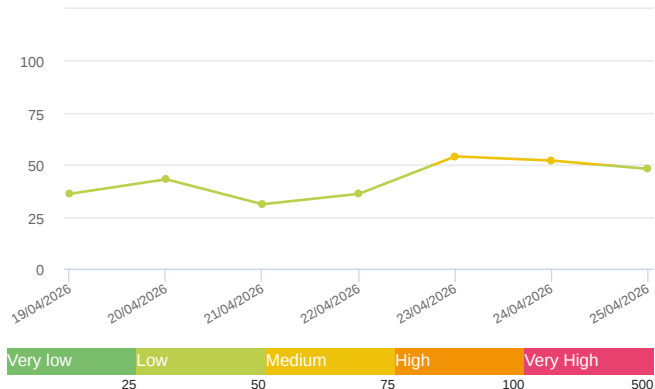
Prezentare generală zilnică: Alți parametri

	CO ppb	Temperature °C	Wind Speed m/s	Wind Direction degree	Battery %	SO ₂ ppb	R. Humidity %	PM ₁ μg/m ³	PM ₁₀₀ μg/m ³	Pressure HPa
Average	346.17	16.2	2.39	322	100	2.59	48.51	7.62	78.3	1003.76
Maximum	374.73	18.65	4.12	359.81	100	3.02	58.58	9.19	96.35	1006.25
Date	20/04/2026	19/04/2026	22/04/2026	22/04/2026	19/04/2026	24/04/2026	20/04/2026	23/04/2026	23/04/2026	22/04/2026
Minimum	305.32	13.74	0.96	333.75	100	2.5	42.86	6.24	65.14	1001.7
Date	22/04/2026	22/04/2026	19/04/2026	19/04/2026	19/04/2026	21/04/2026	23/04/2026	21/04/2026	21/04/2026	20/04/2026

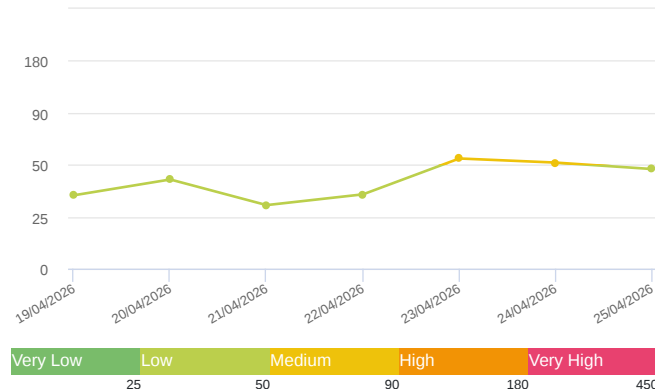
The data shown above is based on Media zilnică .

Media zilnică

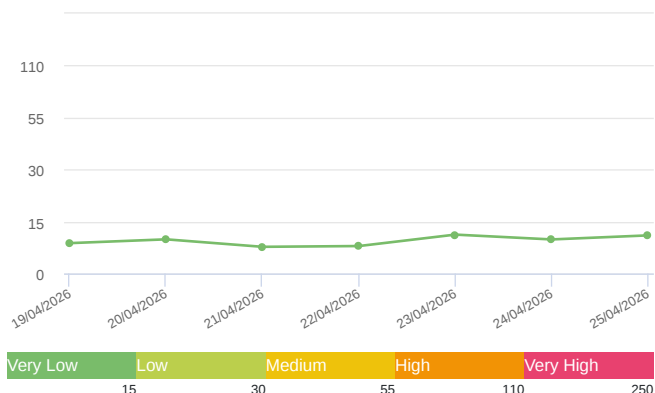
CAQI (AQI)



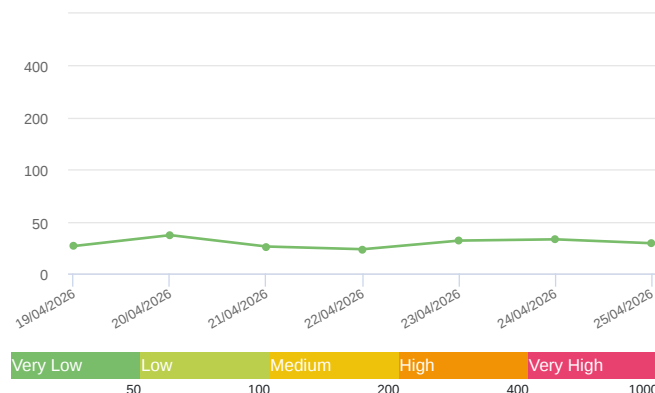
PM₁₀ (μg/m³)



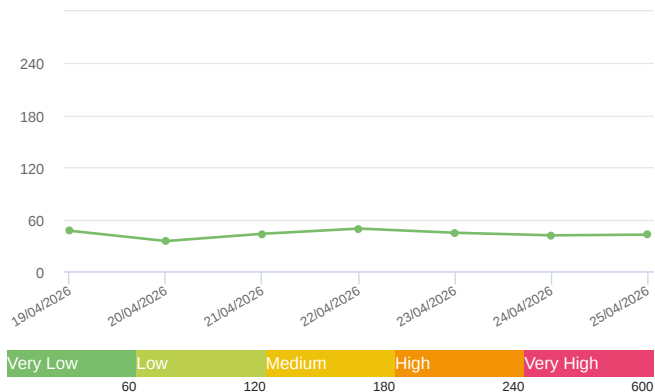
PM_{2.5} (μg/m³)



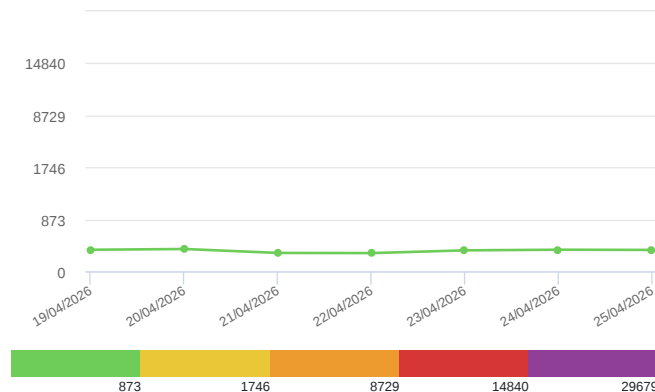
NO₂ (μg/m³)



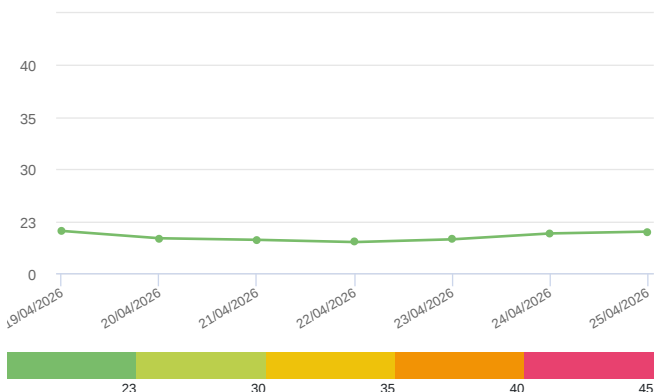
O₃ (μg/m³)



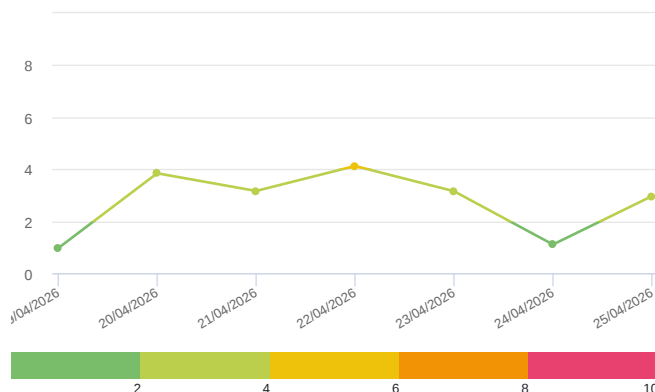
CO (ppb)



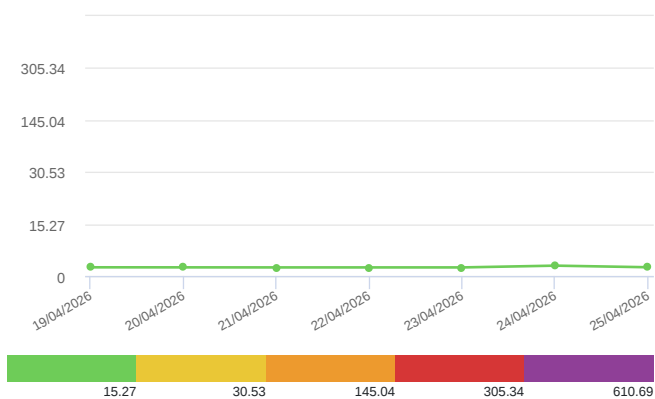
Temperature (°C)



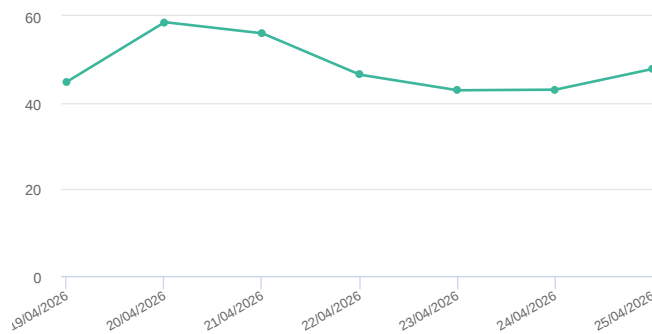
Wind Speed (m/s)



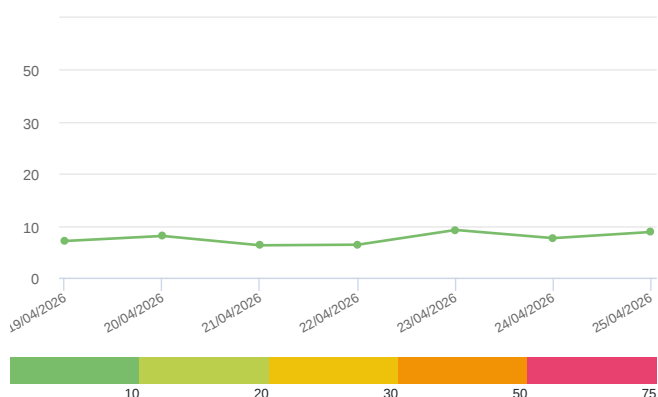
SO₂ (ppb)



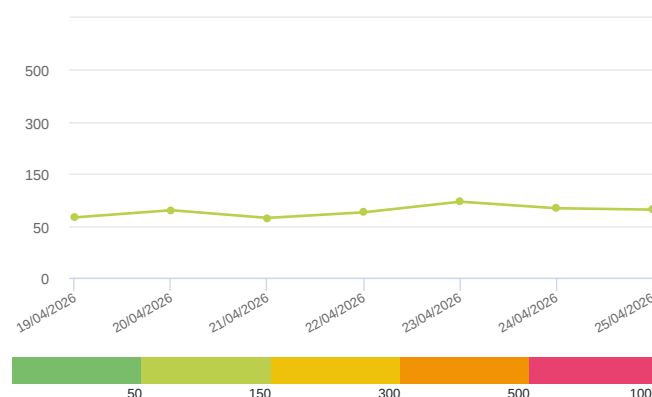
R. Humidity (%)



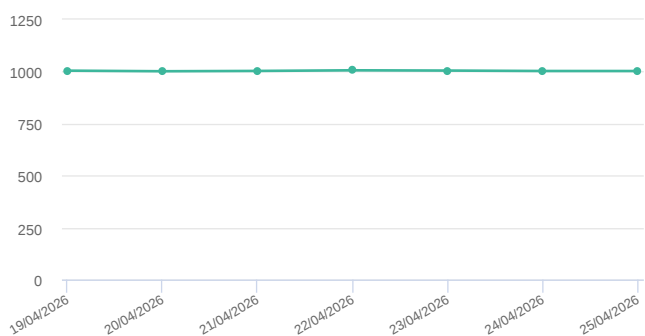
PM₁ (μg/m³)



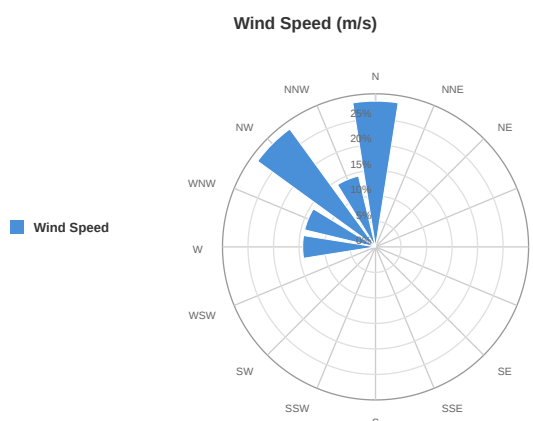
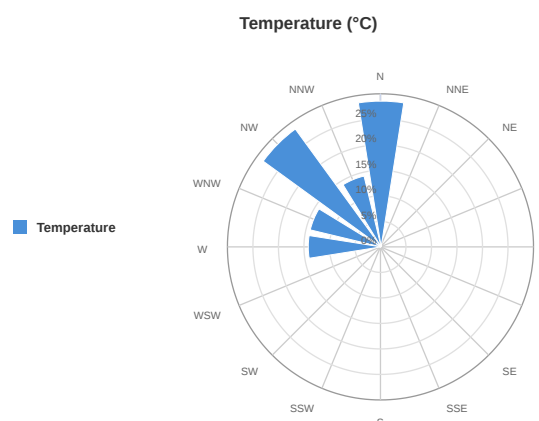
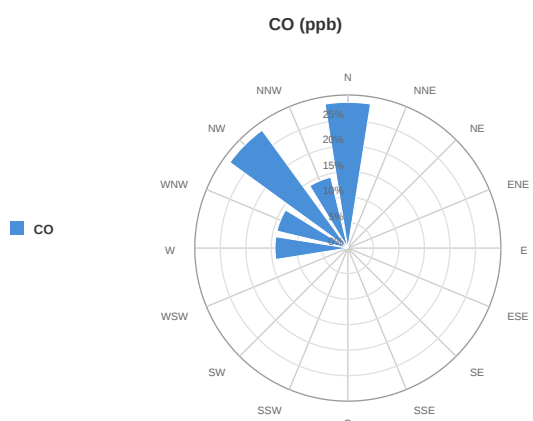
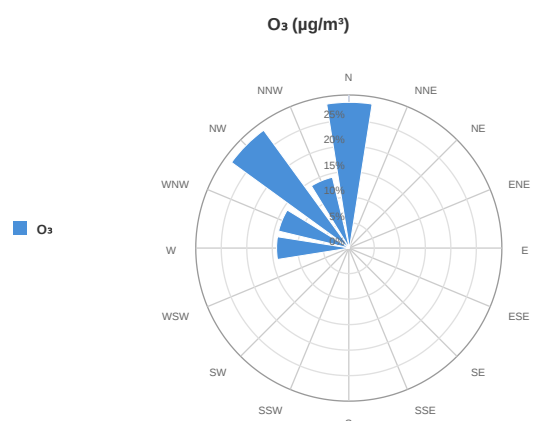
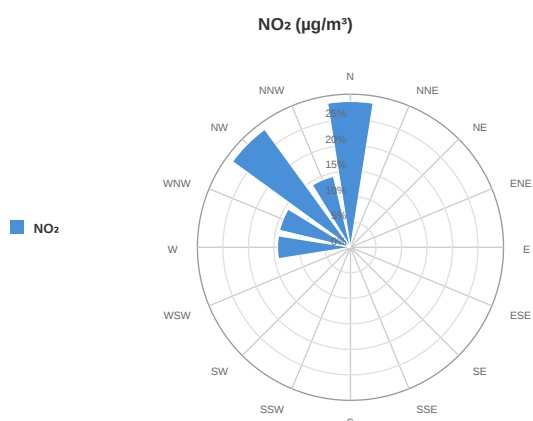
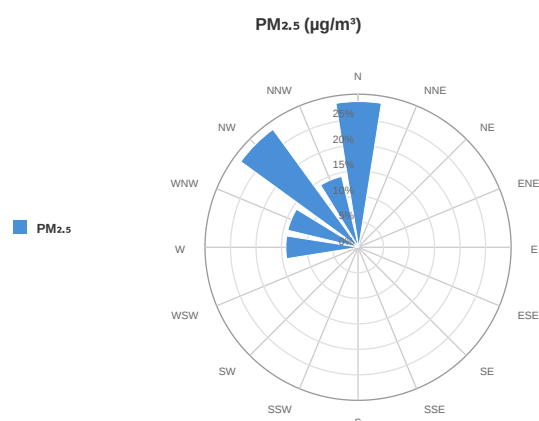
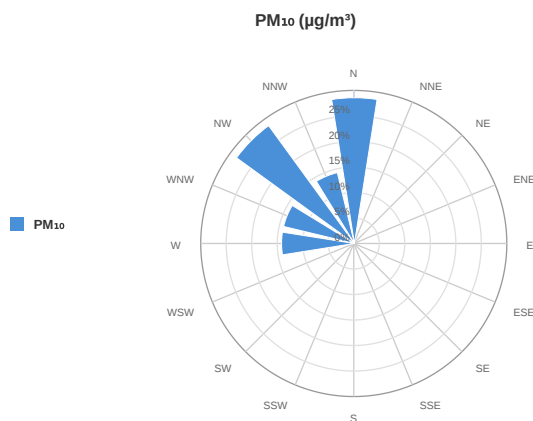
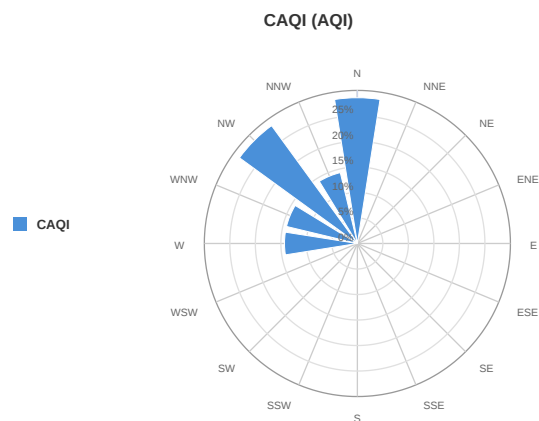
PM₁₀₀ (μg/m³)



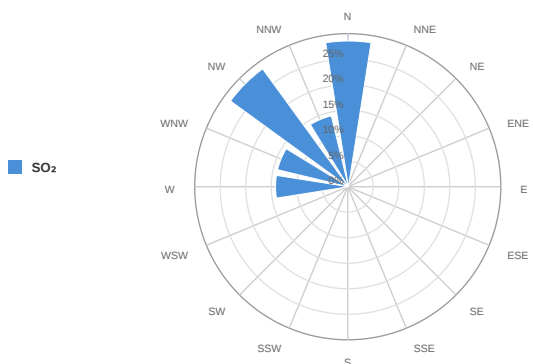
Pressure (hPa)



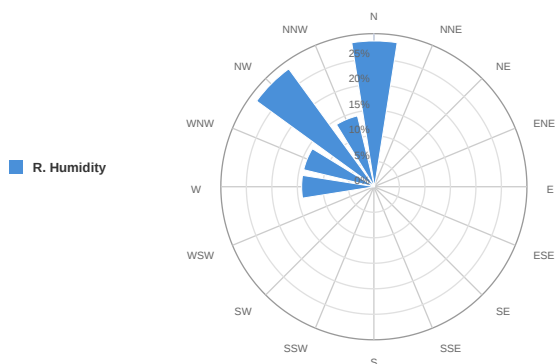
Media zilnică



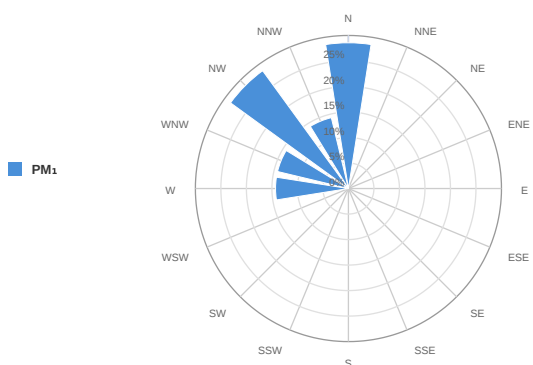
SO₂ (ppb)



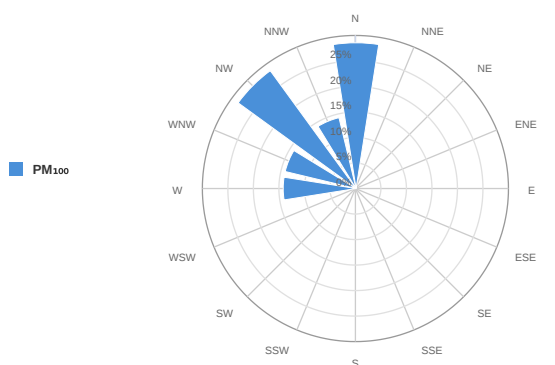
R. Humidity (%)



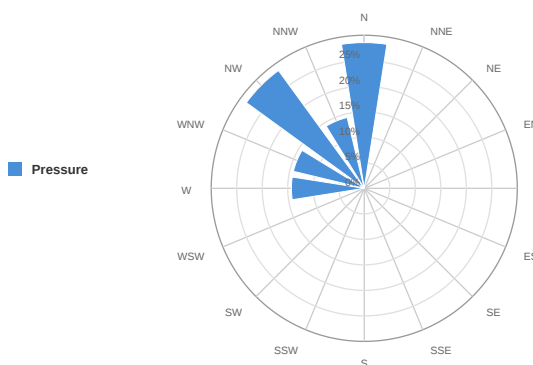
PM₁ (μg/m³)



PM₁₀₀ (μg/m³)



Pressure (HPa)



Alerte

No alerts for the selected date and time range

Parametrii indicelui de calitate al aerului (ICA)

Media zilnică

To Date	CAQI AQI	PM ₁₀ μg/m ³	PM _{2.5} μg/m ³	NO ₂ μg/m ³	O ₃ μg/m ³
19/04/2026, 23:59	36	35.29	8.76	26.4	46.78
20/04/2026, 23:59	43	42.91	9.85	36.9	34.94
21/04/2026, 23:59	31	30.57	7.7	25.96	43.32
22/04/2026, 23:59	36	35.75	7.92	23.36	49.31
23/04/2026, 23:59	54	54.82	11.22	31.66	44.48
24/04/2026, 23:59	52	51.65	9.83	32.87	41.55
25/04/2026, 23:59	48	47.93	10.99	29.08	42.33

Alți parametri

Media zilnică

To Date	CO ppb	Temperature °C	Wind Speed m/s	Wind Direction degree	Battery %	SO ₂ ppb	R. Humidity %	PM ₁ μg/m ³	PM ₁₀₀ μg/m ³	Pressure HPa
19/04/2026, 23:59	361.73	18.65	0.96	333.75	100	2.53	44.85	7.07	66.08	1004.54
20/04/2026, 23:59	374.73	15.42	3.84	297.1	100	2.52	58.58	8.04	79.92	1001.7
21/04/2026, 23:59	308.56	14.73	3.16	353.8	100	2.5	56.01	6.24	65.14	1003.23
22/04/2026, 23:59	305.32	13.74	4.12	359.81	100	2.51	46.45	6.36	75.88	1006.25
23/04/2026, 23:59	351.57	14.94	3.15	311.49	100	2.5	42.86	9.19	96.35	1004.96
24/04/2026, 23:59	362.52	17.56	1.1	310.77	100	3.02	43	7.62	83.72	1002.89
25/04/2026, 23:59	358.77	18.36	2.96	280.12	100	2.55	47.8	8.8	81.02	1002.76

Oizom will not be responsible for Environmental Data accuracy once Validated