

Consiliul Județean Timiș

WEEKLY AIR-QUALITY REPORT

Timp de la: **05/04/2026, 00:00**
Timp până la: **12/04/2026, 00:00**

Numele dispozitivului: **Consiliul Județean Timiș**
Locația dispozitivului: **Strada Nicu Filipescu 4, Timișoara 300201, Romania**

Parametrii: **NO₂ , O₃ , PM_{2.5} , PM₁₀ , Wind Speed , Wind Direction , CO , SO₂ , R. Humidity , PM₁ , PM₁₀₀ , Pressure , Temperature**

Consiliul Județean Timiș
Strada Nicu Filipescu 4, Timișoara
300201, Romania



Media indicelui de calitate al aerului (ICA): **46**

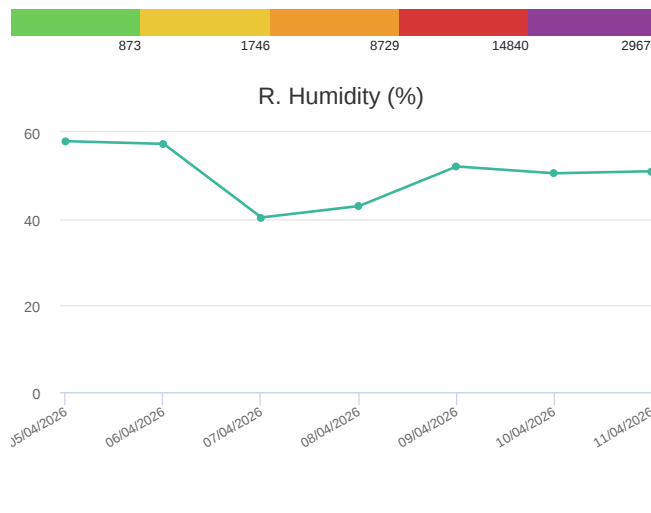
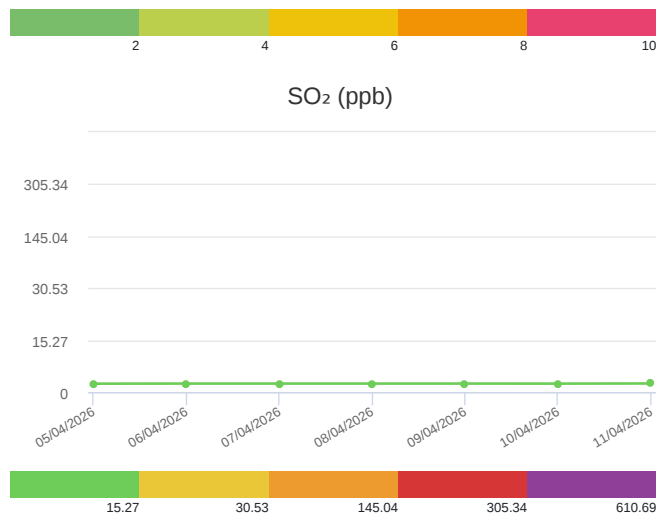
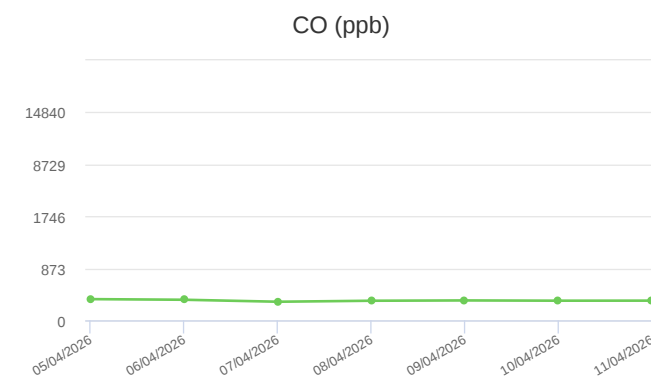
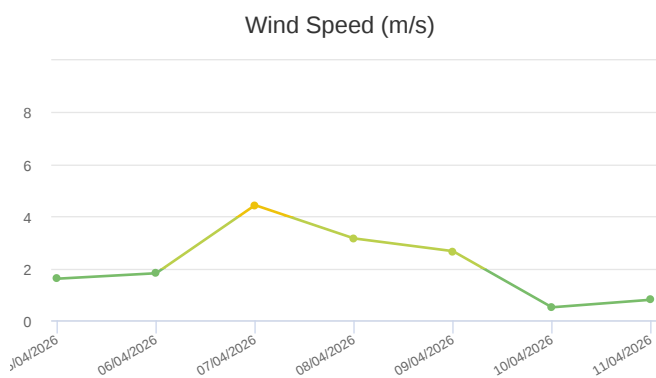
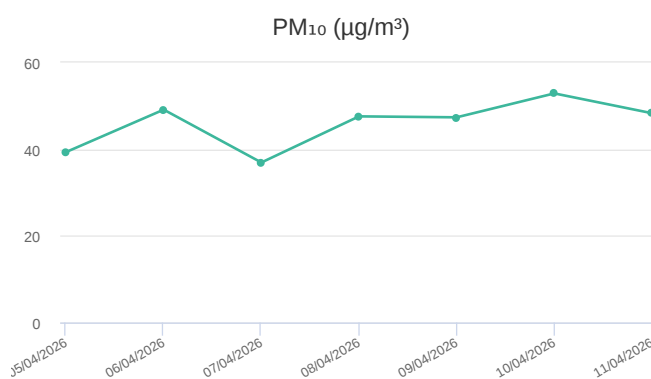
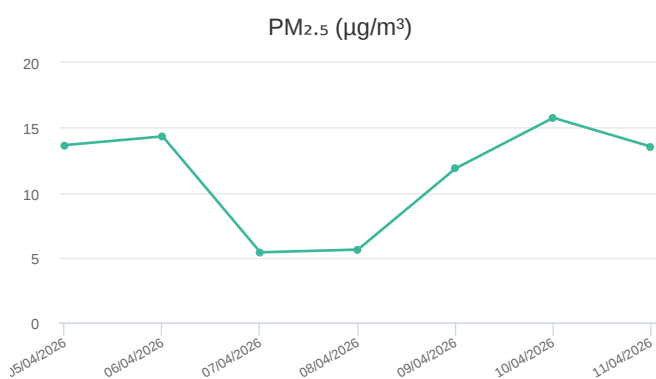
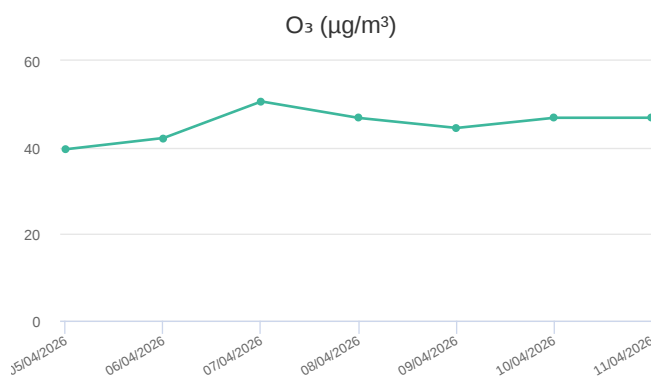
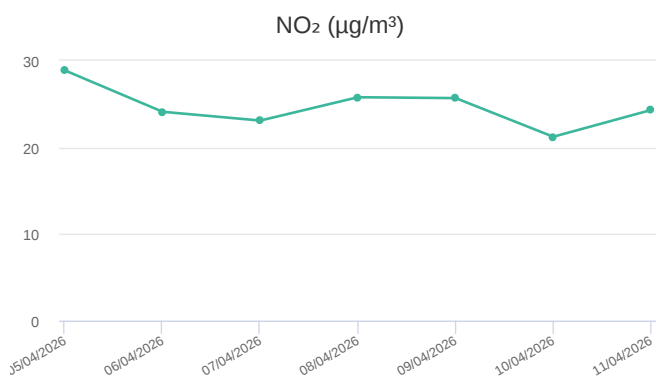
Prezentare generală zilnică: Parametrii indicelui de calitate al aerului (ICA)

	NO ₂ μg/m ³	O ₃ μg/m ³	PM _{2.5} μg/m ³	PM ₁₀ μg/m ³
Average	24.73	45.33	11.45	45.93
Maximum	28.88	50.61	15.75	52.88
Date	05/04/2026	07/04/2026	10/04/2026	10/04/2026
Minimum	21.23	39.58	5.4	36.93
Date	10/04/2026	05/04/2026	07/04/2026	07/04/2026

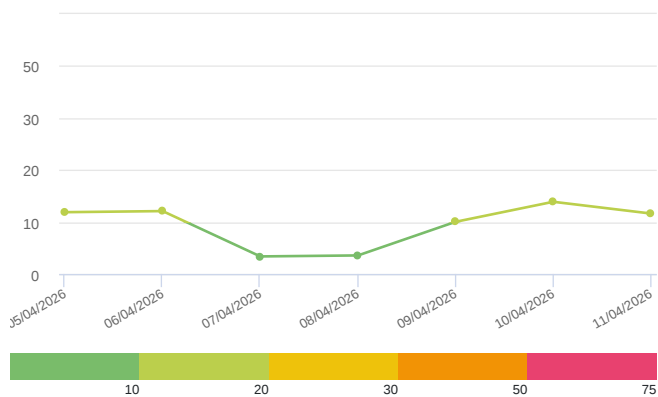
Prezentare generală zilnică: Alți parametri

	Wind Speed m/s	Wind Direction degree	Battery %	CO ppb	SO ₂ ppb	R. Humidity %	PM ₁ μg/m ³	PM ₁₀₀ μg/m ³	Pressure hPa	Temperature °C
Average	1.74	326.82	100	333.21	2.5	50.29	9.49	87.55	1008.98	13.71
Maximum	4.43	311.84	100	355.5	2.54	57.92	13.88	101.28	1011.59	17.39
Date	07/04/2026	07/04/2026	05/04/2026	05/04/2026	11/04/2026	05/04/2026	10/04/2026	10/04/2026	05/04/2026	06/04/2026
Minimum	0.5	76.03	100	311.39	2.48	40.31	3.37	67.65	1006.35	10.11
Date	10/04/2026	10/04/2026	05/04/2026	07/04/2026	05/04/2026	07/04/2026	07/04/2026	05/04/2026	10/04/2026	09/04/2026

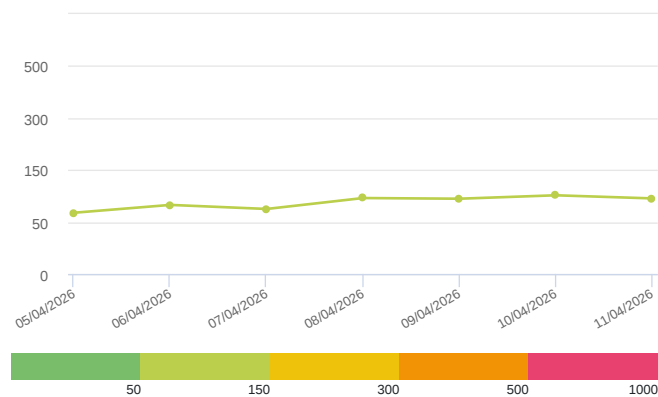
Media zilnică



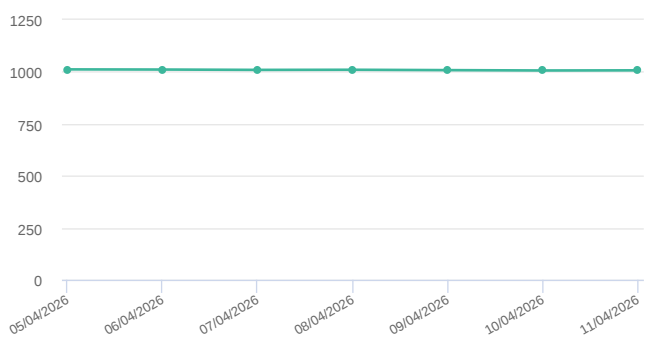
PM₁ (μg/m³)



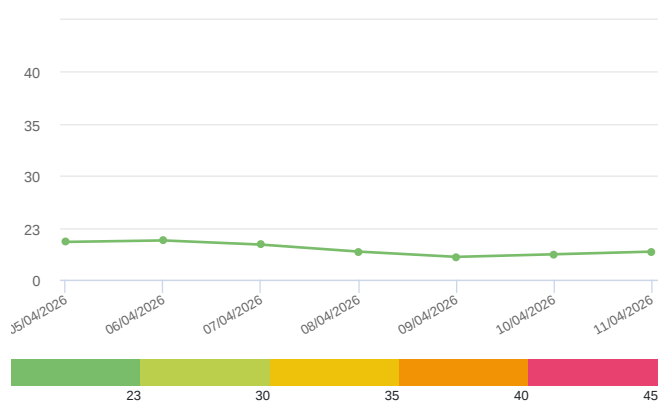
PM₁₀₀ (μg/m³)



Pressure (hPa)

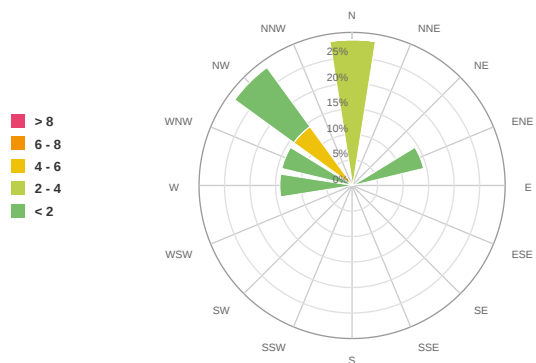


Temperature (°C)

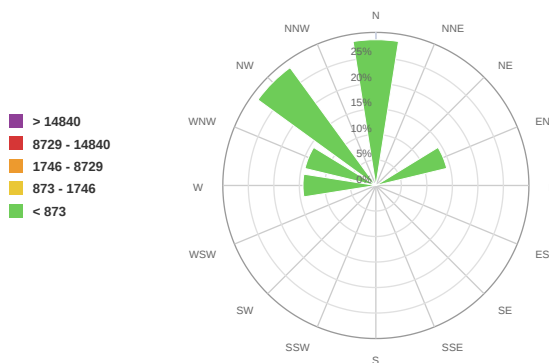


Media zilnică

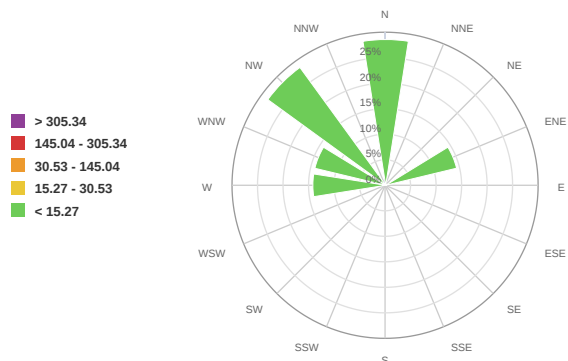
Wind Speed (m/s)



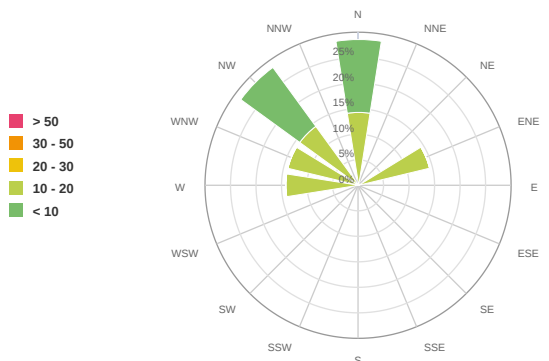
CO (ppb)



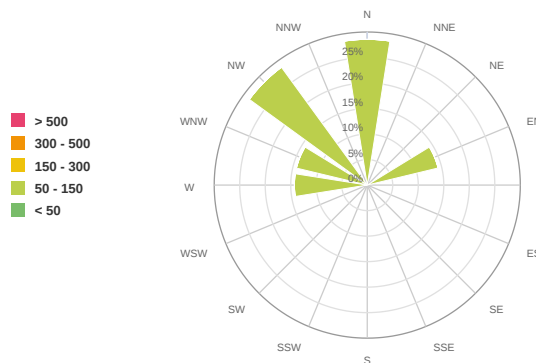
SO₂ (ppb)



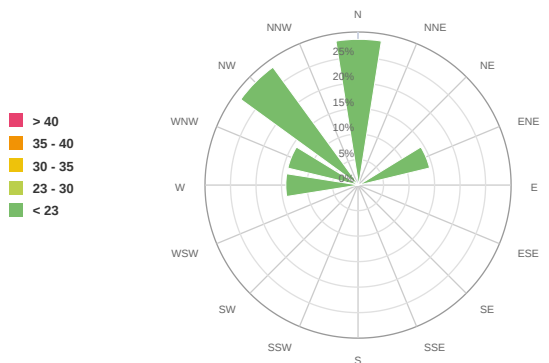
PM₁ (μg/m³)



PM₁₀₀ (μg/m³)



Temperature (°C)



Alerte

No alerts for the selected date and time range

Parametrii indicelui de calitate al aerului (ICA)

Media zilnică

To Date	NO ₂ μg/m ³	O ₃ μg/m ³	PM _{2.5} μg/m ³	PM ₁₀ μg/m ³
05/04/2026, 23:59	28.88	39.58	13.65	39.34
06/04/2026, 23:59	24.11	42.18	14.32	49.13
07/04/2026, 23:59	23.1	50.61	5.4	36.93
08/04/2026, 23:59	25.79	46.8	5.61	47.58
09/04/2026, 23:59	25.69	44.49	11.86	47.36
10/04/2026, 23:59	21.23	46.84	15.75	52.88
11/04/2026, 23:59	24.31	46.85	13.53	48.31

Alți parametri

Media zilnică

To Date	Wind Speed m/s	Wind Direction degree	Battery %	CO ppb	SO ₂ ppb	R. Humidity %	PM ₁ μg/m ³	PM ₁₀₀ μg/m ³	Pressure HPa	Temperature °C
05/04/2026, 23:59	1.6	265.89	100	355.5	2.48	57.92	11.88	67.65	1011.59	16.74
06/04/2026, 23:59	1.81	309.97	100	344.64	2.5	57.3	12.09	82.81	1010.85	17.39
07/04/2026, 23:59	4.43	311.84	100	311.39	2.5	40.31	3.37	75.05	1009.23	15.55
08/04/2026, 23:59	3.15	353.08	100	328.68	2.5	42.95	3.56	96	1009.81	12.45
09/04/2026, 23:59	2.66	5.14	100	333.06	2.51	52.08	10.03	94.72	1008.05	10.11
10/04/2026, 23:59	0.5	76.03	100	329.34	2.49	50.51	13.88	101.28	1006.35	11.27
11/04/2026, 23:59	0.79	292.58	100	329.89	2.54	50.98	11.62	95.31	1007.02	12.44

Oizom will not be responsible for Environmental Data accuracy once Validated