

Consiliul Județean Timiș

WEEKLY AIR-QUALITY REPORT

Timp de la: **29/03/2026, 00:00**
Timp până la: **05/04/2026, 00:00**

Numele dispozitivului: **Consiliul Județean Timiș**
Locația dispozitivului: **Strada Nicu Filipescu 4, Timișoara 300201, Romania**

Parametrii: **NO₂ , O₃ , PM_{2.5} , PM₁₀ , Wind Speed , Wind Direction , CO , SO₂ , R. Humidity , PM₁ , PM₁₀₀ , Pressure , Temperature**

Consiliul Județean Timiș
Strada Nicu Filipescu 4, Timișoara
300201, Romania



Media indicelui de calitate al aerului (ICA): **58**

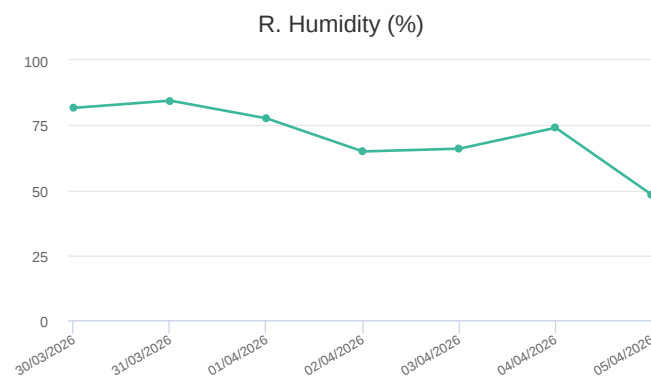
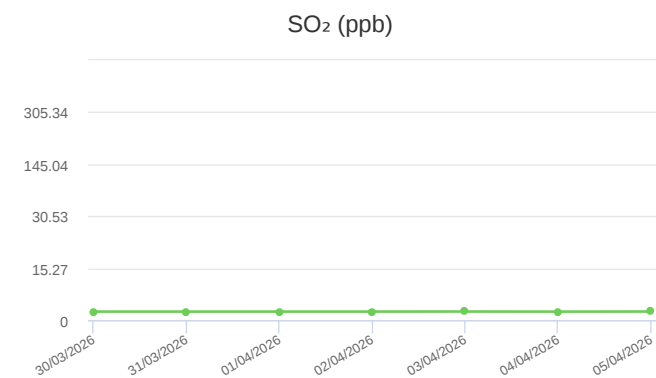
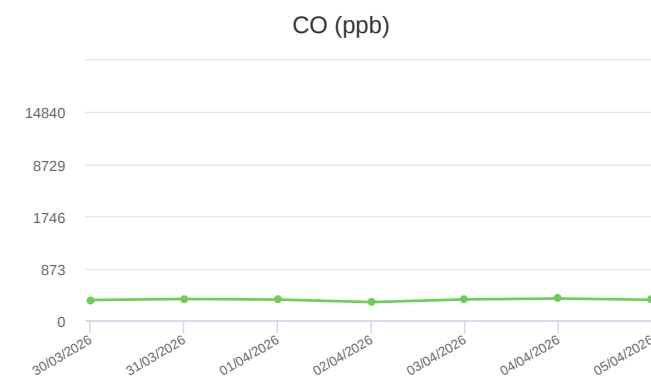
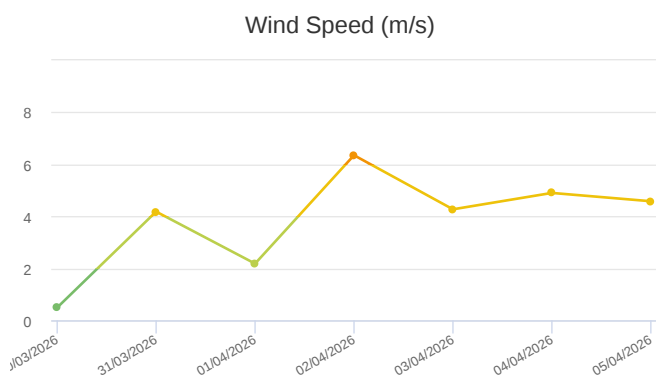
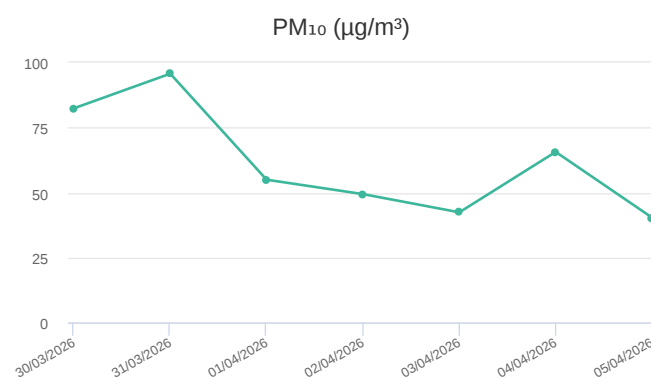
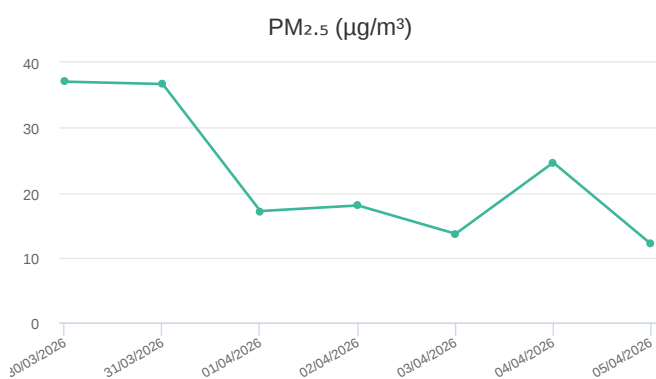
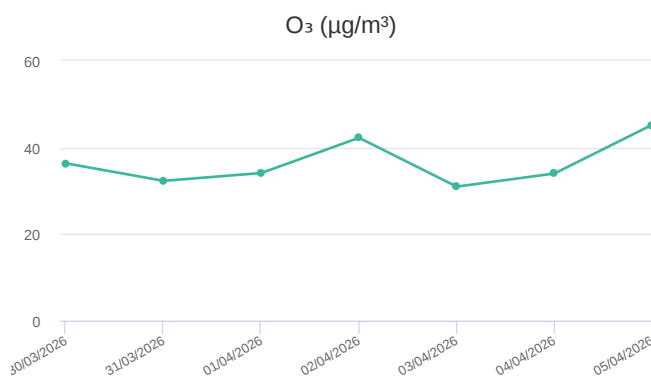
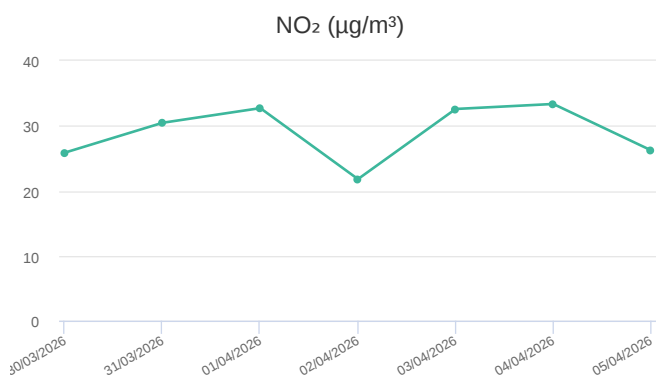
Prezentare generală zilnică: Parametrii indicelui de calitate al aerului (ICA)

	NO ₂ μg/m ³	O ₃ μg/m ³	PM _{2.5} μg/m ³	PM ₁₀ μg/m ³
Average	29	36.43	22.75	61.54
Maximum	33.35	45.2	37.06	95.72
Date	04/04/2026	05/04/2026	30/03/2026	31/03/2026
Minimum	21.79	30.95	12.09	40.35
Date	02/04/2026	03/04/2026	05/04/2026	05/04/2026

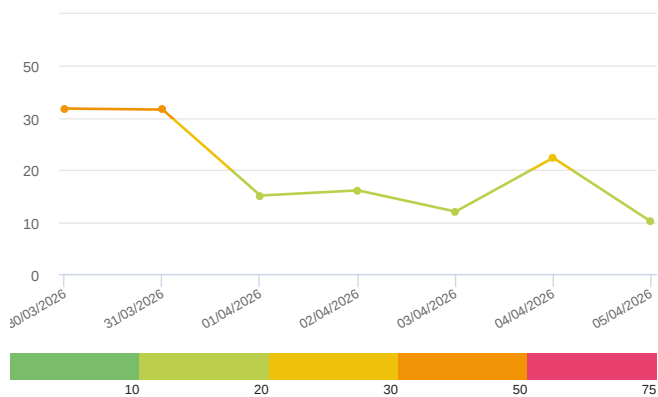
Prezentare generală zilnică: Alți parametri

	Wind Speed m/s	Wind Direction degree	Battery %	CO ppb	SO ₂ ppb	R. Humidity %	PM ₁ μg/m ³	PM ₁₀₀ μg/m ³	Pressure hPa	Temperature °C
Average	3.29	357.11	100	344.6	2.5	70.95	20.35	94.57	1000.36	11.99
Maximum	6.35	23.41	100	366.21	2.52	84.44	33.64	133.6	1006.64	16.22
Date	02/04/2026	02/04/2026	30/03/2026	04/04/2026	03/04/2026	31/03/2026	30/03/2026	31/03/2026	05/04/2026	05/04/2026
Minimum	0.49	255.75	100	305.15	2.49	48.14	10.08	69.01	993.85	8.4
Date	30/03/2026	30/03/2026	30/03/2026	02/04/2026	31/03/2026	05/04/2026	05/04/2026	05/04/2026	03/04/2026	01/04/2026

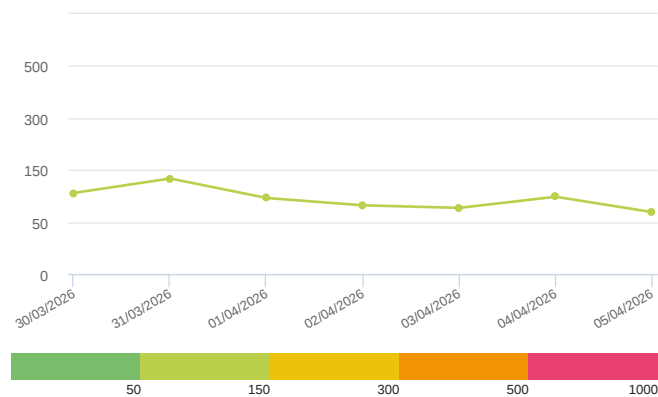
Media zilnică



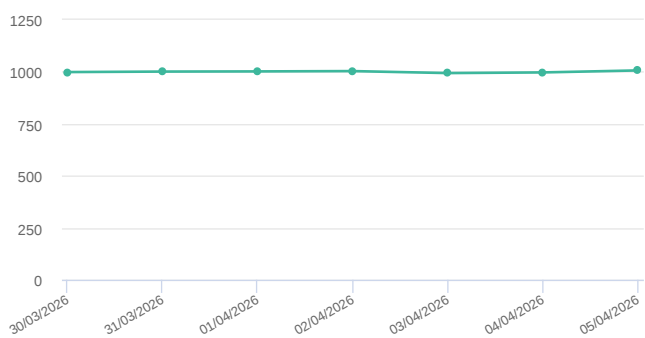
PM₁ (μg/m³)



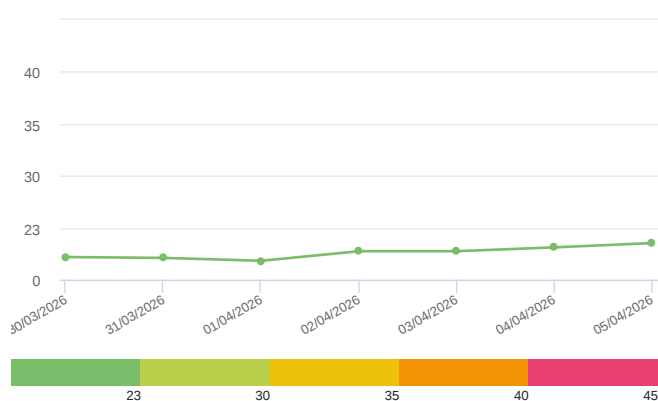
PM₁₀₀ (μg/m³)



Pressure (hPa)

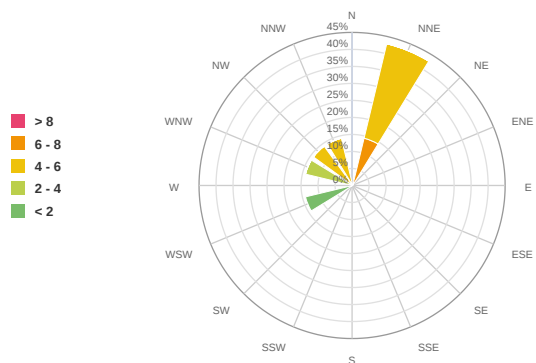


Temperature (°C)

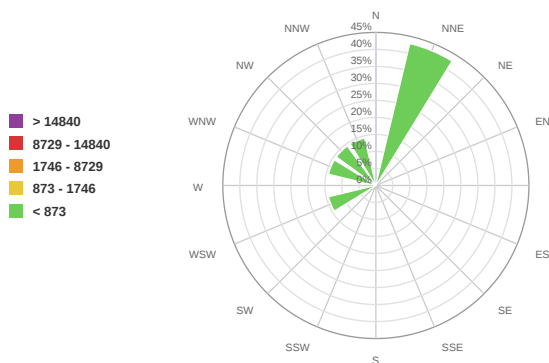


Media zilnică

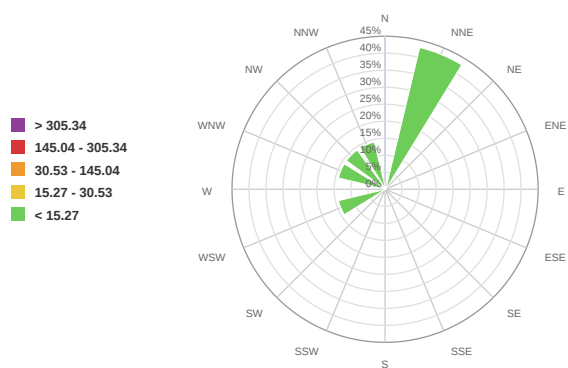
Wind Speed (m/s)



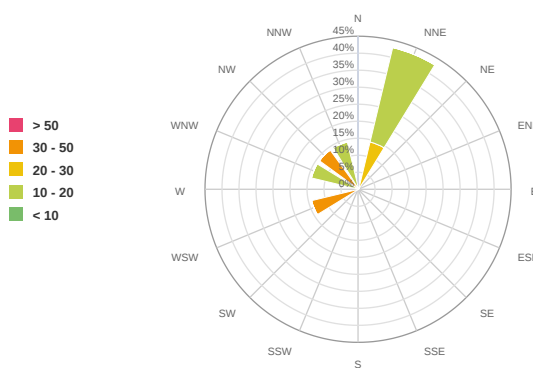
CO (ppb)



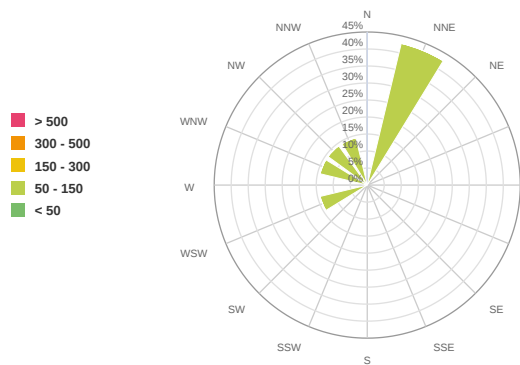
SO₂ (ppb)



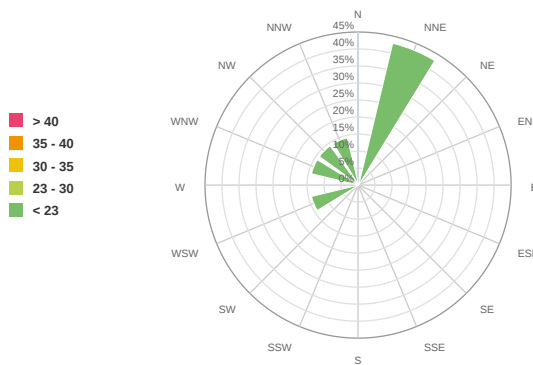
PM₁ (μg/m³)



PM₁₀₀ (μg/m³)



Temperature (°C)



Alerte

No alerts for the selected date and time range

Parametrii indicelui de calitate al aerului (ICA)

Media zilnică

To Date	NO ₂ μg/m ³	O ₃ μg/m ³	PM _{2.5} μg/m ³	PM ₁₀ μg/m ³
30/03/2026, 00:59	25.87	36.32	37.06	82.4
31/03/2026, 00:59	30.46	32.28	36.7	95.72
01/04/2026, 00:59	32.71	34.09	17.15	54.93
02/04/2026, 00:59	21.79	42.22	18.01	49.39
03/04/2026, 00:59	32.58	30.95	13.65	42.39
04/04/2026, 00:59	33.35	33.97	24.61	65.63
05/04/2026, 00:59	26.23	45.2	12.09	40.35

Alți parametri

Media zilnică

To Date	Wind Speed m/s	Wind Direction degree	Battery %	CO ppb	SO ₂ ppb	R. Humidity %	PM ₁ μg/m ³	PM ₁₀₀ μg/m ³	Pressure HPa	Temperature °C
30/03/2026, 00:59	0.49	255.75	100	341.41	2.5	81.65	33.64	105.77	998.71	10.05
31/03/2026, 00:59	4.18	321.68	100	356.73	2.49	84.44	33.23	133.6	1001.07	9.65
01/04/2026, 00:59	2.18	300.71	100	348.27	2.5	77.61	15.08	96.1	1001.87	8.4
02/04/2026, 00:59	6.35	23.41	100	305.15	2.5	64.88	16.08	82	1003.38	12.62
03/04/2026, 00:59	4.27	23.93	100	350.69	2.52	65.95	12	77.07	993.85	12.62
04/04/2026, 00:59	4.9	13.89	100	366.21	2.49	73.99	22.34	98.45	997	14.34
05/04/2026, 00:59	4.58	338.85	100	343.73	2.52	48.14	10.08	69.01	1006.64	16.22

Oizom will not be responsible for Environmental Data accuracy once Validated